

TABLE OF CONTENTS



SEASON PREVIEW

General Information.....	2
Schedule.....	3
Photo Roster.....	4
Rosters.....	5
Roster Breakdown.....	6
Preseason Notebook.....	7

PLAYERS

Ijeoma Odimegbe.....	10
Gileysa Penzo.....	12
Ana Llanusa.....	14
Shaina Pellington.....	16
Mandy Simpson.....	18
Newcomers.....	20
Career Game-by Game Stats.....	23

STAFF

Sherri Coale.....	26
Pam DeCosta.....	31
Chad Thrailkill.....	32
Colton Coale.....	33
Jan Ross.....	34
Guy Austin.....	35
Brett Frantz.....	36
Support Staff.....	37
James L. Gallogly.....	38
Joe Castiglione.....	40
Athletics Administration.....	42

2017-18 REVIEW

Season Results.....	44
Game-By-Game Totals.....	45
Season Statistics.....	46
Points, Rebounds, Assists.....	48
Miscellaneous Statistics.....	49
Individual Highs.....	50
Team Highs and Lows.....	51
Last Time.....	52
Big 12 Review.....	54
Box Scores.....	55

RECORDS

Individual Records.....	66
Team Records.....	67
Lloyd Noble Center Records.....	68
Single-Game Records.....	69
30-Point Games.....	70
20-Rebound/10-Assist Games.....	71
Single-Season Team Records.....	72
Single-Season Leaders.....	73
Career Records.....	75
Year-by-Year Team Statistics.....	77
Year-by-Year Leaders.....	78
Freshman Records.....	80
Home Openers.....	82
Season Openers.....	83
Miscellaneous Records.....	84
Big 12 Championship History.....	85
Final Four Appearances.....	88
NCAA Tournament History.....	89
1,000-Point Club.....	98

HISTORY

Year-by-Year Results.....	106
Sooner Coaches.....	115
Non-Conference Events.....	116
Record By Conference.....	119
Record By Location.....	120
Individual Honors.....	122
Sooners in the WNBA.....	126
Honored Jerseys.....	127
Letterwinners.....	128
Sooners in the AP Poll.....	130
Sooners in the Coaches Poll.....	131
Lloyd Noble Center.....	132
Griffin Family Performance Center.....	133
Year-by-Year Roster.....	134
Roster by Hometown.....	140
Records vs. Opponents.....	142

MEDIA INFORMATION

Athletics Communications.....	160
Athletics Directory.....	161
Media Outlets.....	162
Coverage Guide.....	163
Radio Coverage.....	164
Sooner Sports TV.....	165
Big 12 Conference.....	166
Big 12 Composite Schedule.....	168
Opponent Information.....	172
Fast Break Club.....	174
Sooner Stiletos.....	175
Maps and Directions.....	176



MEDIA GUIDE CREDITS

The 2018-19 University of Oklahoma women's basketball media guide was produced in-house by the OU Athletics Communications Office using Adobe InDesign and Adobe Photoshop. The guide was printed by OU Printing Services of Norman and distributed at no cost to the taxpayers of the state of Oklahoma. The University of Oklahoma is an equal opportunity institution. www.ou.edu/eoo (October 2018)

WRITER, EDITOR & DESIGNER

Tyler Pigg

COVER DESIGN

Alex Eisbrener

EDITORIAL CONTRIBUTORS

Andie Beene, Walker Brooke, Hannah Hill, Kirsten Lewis, Ann Marcelli, McKenna Treece

PHOTOGRAPHY

Ty Russell, Candid Color, Rich Clarkson, Josh Gateley, Lisa Hall, Jerry Laizure, Mickey Sehorn, US PRESSWIRE, Larry W. Smith, Shevaun Williams & Associates, John Williamson, J.P. Wilson, WNBA, OU Athletics Archives



GENERAL INFORMATION

» QUICK FACTS

Athletics Website: SoonerSports.com
Location: Norman, Okla.
Founded: 1890
Enrollment: 30,813
Nickname: Sooners
Colors: Crimson and Cream
Conference: Big 12
Arena: Lloyd Noble Center (11,562)
President: James L. Gallogly
Athletics Director: Joe Castiglione
First Year of Basketball: 1974-75
All-Time Record: 805-536 (.600)
NCAA Tournament Appearances: 21
Final Four Appearances: 3 (2002, 2009, 2010)
WNIT Appearances: 3
Regular Season Conference Titles: 7 (1986, 2000, 2001, 2002, 2006, 2007, 2009)
Conference Tournament Titles: 4 (2002, 2004, 2006, 2007)
2017-18 Record: 16-15
Big 12 Record: 11-7 (tied for third place)
Letterwinners Returning/Lost: 5/4
Starters Returning/Lost: 2/3

» BASKETBALL STAFF

Head Coach: Sherri Coale
Alma Mater: Oklahoma Christian, '87
Record at Oklahoma: 481-242 (.665)
Career Record: Same
Career NCAA Tournament Appearances: 19
Career WNIT Appearances: 1
Assistant Coach: Pam DeCosta (Metropolitan State, '91)
Assistant Coach: Chad Thrailkill (Southern Nazarene, '93)
Assistant Coach: Colton Coale (Oklahoma '15)
Chief of Staff: Jan Ross (Oklahoma Christian, '86)
Director of Operations: Guy Austin
Strength & Conditioning Coach: Brett Frantz
Athletics Trainer: Brittani Merrick
Team Physician: Dr. Megan Meier
Video Coordinator: Ethan Burton
Equipment Manager: Cade Scott
Graduate Assistant: Connor Madole
Office Manager: Kelsey Reynolds

» ATHLETICS TICKET OFFICE

Local Phone: (405) 325-2424
Toll Free Phone: (800) 456-4668
Address: OU Athletics Ticket Office
 1185 Asp Ave., Norman, OK 73019
Email: outickets@ou.edu
Associate A.D.: Patrick Nowlin
Director of Ticket Operations: John Mahoney

» SOCIAL MEDIA

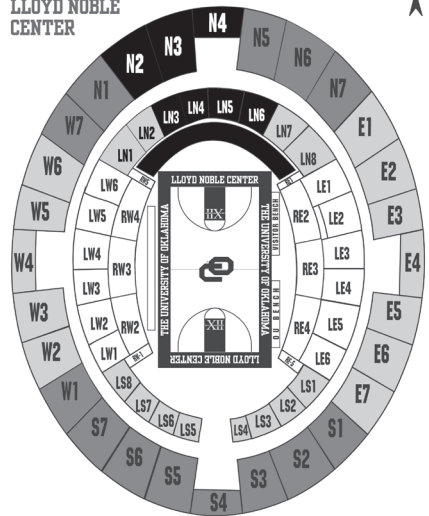
Facebook: /OUWomensBasketball
Twitter: @OU_WBBall
Instagram: @ou_wbball
Snapchat: @ou_wbball

» SOONER SPORTS NETWORK

Play-By-Play Announcer: Brian Brinkley
Phone: (405) 659-1810
Email: brianbrinkley@kfor.com

» LLOYD NOBLE CENTER (CAPACITY 11,562)

UNIVERSITY OF OKLAHOMA
 LLOYD NOBLE
 CENTER





DAY	DATE	OPPONENT	SITE	TIME	TV
MONDAY	NOV. 5	NORTHEASTERN STATE (EXH.)	LLOYD NOBLE CENTER	7 P.M.	SS.tv
FRIDAY	NOV. 9	WESTERN KENTUCKY	LLOYD NOBLE CENTER	7 P.M.	F50K+
THURSDAY	NOV. 15	NORTHWESTERN STATE	LLOYD NOBLE CENTER	7 P.M.	F50K
Sunday	Nov. 18	at USF	Tampa, Fla.	1 p.m.	TBD
Thursday	Nov. 22	! vs. UAB	Bimini, Bahamas	4:15 p.m.	FloSports
Fri./Sat.	Nov. 23 or 24	! vs. Clemson or Tennessee	Bimini, Bahamas	TBD	FloSports
Wednesday	Nov. 28	at New Mexico	Albuquerque, N.M.	8 p.m.	TBD
Sunday	Dec. 2	\$ at Auburn	Auburn, Ala.	3 p.m.	SEC Network
WEDNESDAY	DEC. 5	CENTRAL ARKANSAS	LLOYD NOBLE CENTER	7 P.M.	F50K+
SUNDAY	DEC. 9	DEPAUL	LLOYD NOBLE CENTER	2 P.M.	F55W
WEDNESDAY	DEC. 19	CONNECTICUT	LLOYD NOBLE CENTER	7:30 P.M.	FS1
Saturday	Dec. 22	at SMU	Dallas, Texas	2 p.m.	TBD
WEDNESDAY	JAN. 2	* TEXAS TECH	LLOYD NOBLE CENTER	6:30 P.M.	F50K
Saturday	Jan. 5	* at Kansas State	Manhattan, Kan.	7 p.m.	FCS
Wednesday	Jan. 9	* at Texas	Austin, Texas	7 p.m.	LHN
SUNDAY	JAN. 13	* WEST VIRGINIA	LLOYD NOBLE CENTER	2 P.M.	F55W
Saturday	Jan. 19	* at Iowa State	Ames, Iowa	12 p.m.	TBD
Tuesday	Jan. 22	* at TCU	Fort Worth, Texas	8 p.m.	FS1
SUNDAY	JAN. 27	* BAYLOR	LLOYD NOBLE CENTER	2 P.M.	FSN
Wednesday	Jan. 30	* at Kansas	Lawrence, Kan.	7 p.m.	TBD
SATURDAY	FEB. 2	* TEXAS	LLOYD NOBLE CENTER	3 P.M.	F55W
Wednesday	Feb. 6	* at Oklahoma State	Stillwater, Okla.	8 p.m.	FSN
SUNDAY	FEB. 10	* KANSAS STATE	LLOYD NOBLE CENTER	2 P.M.	F50K
WEDNESDAY	FEB. 13	* KANSAS	LLOYD NOBLE CENTER	7 P.M.	F50K
Saturday	Feb. 16	* at Baylor	Waco, Texas	7 p.m.	F55W+
WEDNESDAY	FEB. 20	* IOWA STATE	LLOYD NOBLE CENTER	7 P.M.	F50K+
Saturday	Feb. 23	* at West Virginia	Morgantown, W. Va.	3 p.m.	TBD
MONDAY	FEB. 25	* OKLAHOMA STATE	LLOYD NOBLE CENTER	8 P.M.	FS1
SATURDAY	MARCH 2	* TCU	LLOYD NOBLE CENTER	4:30 P.M.	F55W
Tuesday	March 5	* at Texas Tech	Lubbock, Texas	7 p.m.	TBD
Fri.- Mon.	March 8-11	% Phillips 66 Big 12 Championship	Chesapeake Energy Arena	TBD	FCS/FSN/FS1

* – Big 12 Conference game

! – Junkanoo Jam – Bimini, Bahamas

\$ – SEC/Big 12 Challenge – Auburn, Ala.

% – Phillips 66 Big 12 Championship – Oklahoma City, Okla.

Dates and times are subject to change

All times are Central

Home games are denoted by **BOLD CAPS**

2019 NCAA TOURNAMENT DATES AND SITES

FIRST AND SECOND ROUNDS

March 22 & 24: Campus Sites (TBD)

March 23 & 25: Campus Sites (TBD)

REGIONALS

March 29 - April 1: Albany, N.Y. (Times Union Center), Chicago, Ill. (Wintrust Arena), Greensboro, N.C. (Greensboro Coliseum), Portland, Ore. (Moda Center)

FINAL FOUR

April 5 & 7: Tampa, Fla. (Amalie Arena)



PHOTO ROSTER



0 JESSI MURCER
5-7, Fr., Guard
Moore, Okla.



3 MANDY SIMPSON
6-0, So., Forward
Boise, Idaho



4 CLARY DONICA
6-0, Fr., Forward
Ardmore, Okla.



12 GILEYSA PENZO
5-9, RS-Sr., Guard
San Juan, P.R.



14 SHAINA PELLINGTON
5-7, So., Guard
Pickering, Ontario



21 NYDIA LAMPKIN
6-3, Fr., Forward
Palm Bay, Fla.



22 ANA LLANUSA
6-0, So., Guard
Choctaw, Okla.



24 TJEOMA ODIMGBE
6-4, Sr., Forward
Savannah, Ga.



25 MADI WILLIAMS
6-0, Fr., Guard/Forward
Fort Worth, Texas



30 TAYLOR ROBERTSON
5-7, Fr., Guard
McPherson, Kan.



31 ASPEN WILLISTON
6-4, Fr., Center
Broken Bow, Okla.



32 TATUM VEITENHEIMER
5-8, Fr., Guard
Windthorst, Texas



SHERRI COALE
Head Coach
23rd Year at Oklahoma



PAM DECASTA
Assistant Coach
10th Year at Oklahoma



CHAD THRAILKILL
Assistant Coach
17th Year at Oklahoma



COLTON COALE
Assistant Coach
1st Year at Oklahoma



JAN ROSS
Chief of Staff
23rd Year at Oklahoma



ALPHABETICAL ROSTER

No.	Name	Pos.	Cl.	Ht.	Hometown (Last School)
4	Clary Donica	F	Fr.	6-0	Ardmore, Okla. (Dickson)
21	Nydia Lampkin	F	Fr.	6-3	Palm Bay, Fla. (Heritage)
22	Ana Llanusa	G	So.	6-0	Choctaw, Okla. (Choctaw)
0	Jessi Murcer	G	Fr.	5-7	Moore, Okla. (Westmoore)
24	Ijeoma Odimgbe	F	Sr.	6-4	Savannah, Ga. (Johnson)
14	Shaina Pellington	G	So.	5-7	Pickering, Ontario (Dunbarton)
12	Gileysa Penzo	G	RS-Sr.	5-9	San Juan, P.R. (Monteverde Prep)
30	Taylor Robertson	G	Fr.	5-7	McPherson, Kan. (McPherson)
3	Mandy Simpson	F	So.	6-0	Boise, Idaho (Boise)
32	Tatum Veitenheimer	G	Fr.	5-8	Windthorst, Texas (Windthorst)
25	Madi Williams	G/F	Fr.	6-0	Fort Worth, Texas (Trinity Valley School)
31	Aspen Williston	C	Fr.	6-4	Broken Bow, Okla. (Broken Bow)

NUMERICAL ROSTER

No.	Name	Pos.	Cl.	Ht.	Hometown (Last School)
0	Jessi Murcer	G	Fr.	5-7	Moore, Okla. (Westmoore)
3	Mandy Simpson	F	So.	6-0	Boise, Idaho (Boise)
4	Clary Donica	F	Fr.	6-0	Ardmore, Okla. (Dickson)
12	Gileysa Penzo	G	RS-Sr.	5-9	San Juan, P.R. (Monteverde Prep)
14	Shaina Pellington	G	So.	5-7	Pickering, Ontario (Dunbarton)
21	Nydia Lampkin	F	Fr.	6-3	Palm Bay, Fla. (Heritage)
22	Ana Llanusa	G	So.	6-0	Choctaw, Okla. (Choctaw)
24	Ijeoma Odimgbe	F	Sr.	6-4	Savannah, Ga. (Johnson)
25	Madi Williams	G/F	Fr.	6-0	Fort Worth, Texas (Trinity Valley School)
30	Taylor Robertson	G	Fr.	5-7	McPherson, Kan. (McPherson)
31	Aspen Williston	C	Fr.	6-4	Broken Bow, Okla. (Broken Bow)
32	Tatum Veitenheimer	G	Fr.	5-8	Windthorst, Texas (Windthorst)

STAFF

Head Coach: Sherri Coale
Assistant Coach: Pam DeCosta
Assistant Coach: Chad Thrailkill
Assistant Coach: Colton Coale
Chief of Staff: Jan Ross
Director of Operations: Guy Austin

PRONUNCIATION GUIDE

Nydia Lampkin - NY-dee-uh
Ana Llanusa - yuh-NU-suh
Ijeoma Odimgbe - E-JO-muh O-DIM-way
Gileysa Penzo - jill-LAY-suh
Tatum Veitenheimer - VY-ten-HI-mer



ROSTER BREAKDOWN

STARTERS RETURNING (2)	NO.	HT	CL	POS.	GP-GS	PPG	RPG	APG	MPG
Ana Llanusa	22	6-0	So.	G	30-22	12.6	4.0	1.0	29.5
Shaina Pellington	14	5-7	So.	G	31-20	13.1	2.7	2.2	27.3

LETTERWINNERS RETURNING (3)	NO.	HT	CL	POS.	GP-GS	PPG	RPG	APG	MPG
Ijeoma Odingbe	24	6-4	Sr.	F	26-0	2.1	2.9	0.8*	9.9
Gileysa Penzo	12	5-9	RS-Sr.	G	31-7	2.2	1.9	2.4	14.8
Mandy Simpson	3	6-0	So.	F	25-9	2.3	3.3	0.3	13.0

PLAYERS NOT RETURNING (5)	NO.	HT	CL	POS.	GP-GS	PPG	RPG	APG	MPG
Maddie Manning	23	6-2	Gr.	G	31-29	12.6	5.1	2.0	33.9
Gabbi Ortiz	21	5-9	Sr.	G	31-31	12.4	5.0	2.2	36.5
Morgan Rich	11	5-11	RS-So.	G	DID NOT PLAY				
Vionise Pierre-Louis	0	6-4	Sr.	C	30-29	15.9	8.7	2.5*	26.4
LaNesia Williams	1	5-7	Sr.	G	29-8	4.6	2.1	0.9	16.0

NEWCOMERS (7)	NO.	HT	CL	POS.
Clary Donica	4	6-0	Fr.	F
Nydia Lampkin	21	6-3	Fr.	F
Jessi Murcer	0	5-7	Fr.	G
Taylor Robertson	30	5-7	Fr.	G
Tatum Veitenheimer	32	5-8	Fr.	G
Madi Williams	25	6-0	Fr.	G/F
Aspen Williston	31	6-4	Fr.	C

* - blocked shots per game

BY CLASS:

Seniors (2): Ijeoma Odingbe, Gileysa Penzo

Juniors (0): None

Sophomores (3): Ana Llanusa, Shaina Pellington, Mandy Simpson

Freshmen (7): Clary Donica, Nydia Lampkin, Jessi Murcer, Taylor Robertson, Tatum Veitenheimer, Madi Williams, Aspen Williston

BY STATE/COUNTRY:

Canada: Shaina Pellington (Pickering, Ontario)

Florida: Nydia Lampkin (Palm Bay)

Georgia: Ijeoma Odingbe (Savannah)

Idaho: Mandy Simpson (Boise)

Kansas: Taylor Robertson (McPherson)

Oklahoma: Clary Donica (Ardmore) Ana Llanusa (Choctaw), Jessi Murcer (Moore), Aspen Williston (Broken Bow)

Puerto Rico: Gileysa Penzo (San Juan)

Texas: Madi Williams (Fort Worth), Tatum Veitenheimer (Windthorst)



CONSECUTIVE NCAA TOURNAMENT APPEARANCES

► Oklahoma has made 19 consecutive NCAA Tournament dating back to the 1999-00 season. OU is one of just five teams in Division I women's basketball to accomplish that feat.

► OU is also one of just nine Division I men's or women's basketball programs to appear in each NCAA Tournament since 2000. Tennessee, Stanford, UConn, Notre Dame along with Oklahoma are the five women's programs to make the Big Dance in each of the last 19 seasons. On the men's side, Duke, Kansas, Michigan State and Gonzaga have made at least 19 consecutive NCAA Tournaments.

► All-time, OU's streak of 19 consecutive NCAA Tournament berths rank ninth all-time in Division I women's basketball. The full list is below.

No.	Team	Dates
37	Tennessee	1982-2018
31	Stanford	1988-2018
30	UConn	1989-2018
25	Louisiana Tech	1982-2011
23	Notre Dame	1996-2018
21	Virginia	1984-2005
21	Duke	1995-2015
20	Georgia	1995-2014
19	Oklahoma	2000-2017

SOPHOMORE SCORING DUO BACK

► OU's sophomore tandem of **Ana Llanusa** and **Shaina Pellington** look to build off their successful freshmen years as the Sooners head into the 2018-19 season. The tandem combined to score 784 points last year, the second-most points scored by pair of freshmen in program history.

► Llanusa and Pellington were both named to the All-Big 12 Freshman Team and were recognized as All-Big 12 honorable mention selections. OU was the only Big 12 squad with two All-Big 12 Freshman Team picks.

► Pellington was named the 2018 Big 12 Freshman of the Year after averaging 13.1 points per game in 31 contests a year ago. The Pickering, Ontario, native recorded seven 20-point scoring games as a freshman and she led all Big 12 freshmen in scoring during the regular season and league play. She also scored 407 points in 31 games last season, which is tied for seventh on OU's freshman scoring list.

► Pellington, one of the league's best finishers at the rim last year, has spent the offseason working on her outside shot. As a freshman, Pellington attempted just three 3-pointers last season.

► Llanusa finished with 12.6 points per game last season and started 22 of 31 games. The Choctaw, Okla., native scored 27 points twice in victories over South Florida and West Virginia last season. Llanusa's 27 points were the sixth-most scored by an OU freshman in a single game in program history.

► As a freshman, Llanusa nailed 45 3-pointers ranked as the sixth-most by an OU freshman in school history.

RECRUITS READY TO ELEVATE THEIR PLAY

► The Sooners welcome six freshmen signees to their roster: **Nydia Lampkin** (Palm Bay, Fla.), **Jessi Murcer** (Moore, Okla.), Taylor Robertson (McPherson, Kan.), **Madi Williams** (Fort Worth, Texas), **Aspen Williston** (Broken Bow, Okla.) and **Tatum Veitenheimer** (Windhorst, Texas). The class was ranked ninth nationally in the country by Prospect Nation and 17th overall by ESPN Hoop Guriz.

► Williams became the seventh OU signee to participate in the McDonald's All-American Game. She led the East team with 13 points on 6-of-11 shooting in the McDonald's All-American Game. Williams also appeared in the Jordan Brand Classic. The Fort Worth, Texas, native was ranked the No. 1 wing and No. 8 overall prospect by Prospect Nation. Williams was rated as one of the top defenders in the 2018 class nationally and figures to provide the Sooners elite athleticism on the wing.

► Murcer, Robertson and Veitenheimer all were highly-recruited guards and will provide key depth for the Sooners. Murcer and Veitenheimer both could play key minutes at point guard. A native of Moore, Okla., Murcer is a fierce competitor that was named the 2018 Oklahoma Gatorade Player of the Year and finished her 41st all-time in Oklahoma prep history with 2,065 career points. Veitenheimer was ranked the No. 8 point guard and No. 24 overall prospect by Prospect Nation. The Windhorst, Texas, native scored 3,311 points (24.7 per game) during her prep career. Robertson led McPherson (Kan.) High School to the 2018 Class 4A State Championship after averaging 23.9 points per game and shooting .477 from 3-point range.

► In the post, OU added two versatile forwards to their roster in Lampkin and Williston. Lampkin will give OU an athletic post player that can run the floor and defend on the perimeter. Lampkin finished her high school career with over 1,000 points and averaged 16.3 points per game, 9.8 rebounds and 2.2 blocks per contest as a senior. Williston was a Class 4A All-State first team selection as a senior and led Broken Arrow to the Class 4A State Tournament in three consecutive seasons.

THE VETERANS

► OU's senior class features forward **Ijeoma Odingbe** and guard **Gileysa Penzo**, who are back for their final season as Sooners. Both players saw increased minutes during the 2017-18 season and will look to play a more prominent role on the court again this year.

► Odingbe appeared in 30 of 31 games last year and averaged 2.1 points and 2.9 rebounds per contest. The Savannah, Ga., native had a breakout performance in last year's win at Kansas, scoring a career-high 11 points on 5-of-6 shooting, while finishing with six rebounds and two blocks.

► Penzo became the first OU player since the 2012-13 season to have multiple games with 10-plus assists in one season. Penzo dished 10 assists in OU's NCAA Tournament first-round matchup with DePaul.

► Sophomore forward **Mandy Simpson** also returns and became just the 10th freshman to start a season opener during the Sherri Coale era. Simpson appeared 25 games during the 2017-18 season.



» Freshman **Madi Williams** appeared in both the McDonald's All-American Game and the Jordan Brand Classic. Williams is the seventh McDonald's All-American to sign with the Sooners.

STRENGTH OF SCHEDULE

- ▶ Oklahoma's non-conference schedule includes potential matchups against five NCAA Tournament teams from last season (DePaul, South Florida, Tennessee, UConn and Western Kentucky). Eight of OU's 11 non-conference opponents appeared in the postseason a year ago.
- ▶ During the 2018-19 season, the Sooners will play a Final Four team (UConn), two teams that made a Sweet 16 appearance (Baylor and Texas). Seven teams on the schedule finished in the top-50 in the final RPI, including potential non-conference opponents: UConn (No. 1), Tennessee (No. 9), USF (No. 14), DePaul (No. 20) and Western Kentucky (No. 50).
- ▶ Six of OU's non-conference opponents finished in the top 50 in scoring offense, including three in the top 20: No. 1 UConn, No. 6 DePaul and No. 16 New Mexico.
- ▶ Six of OU's 11 non-conference opponents averaged 75.0 points per game or better: UConn, DePaul, New Mexico, Tennessee, Western Kentucky and USF.
- ▶ OU will also face three teams that ranked in the top 15 in scoring defense: No. 2 Central Arkansas, No. 5 UConn and No. 16 Baylor.
- ▶ This season, OU will play 18 games against teams that won at least 20 games last season. The Sooners could face up to eight non-conference opponents that won at least 20 games a year ago.
- ▶ Last season, the Sooners finished second nationally in strength of schedule at the conclusion of the regular season.

BY THE NUMBERS

- ▶ The Sooners tied for third place in the Big 12 with an 11-7 mark in league play and finished the regular season ranked second in the nation in strength of schedule. OU has won at least 10 Big 12 games in 12 of the last 13 seasons.
- ▶ OU's two returning starters are both sophomores: Ana Llanusa (2018 All-Big 12 honorable mention, All-Freshman) and Shaina Pellington (2018 Big 12 Freshman of the Year, All-Big 12 honorable mention, All-Freshman) return. The duo ranked in the top-two among freshmen in the Big 12 in scoring last season. Llanusa and Pellington combined to score 874 points last season, the second-most ever by an OU freshman tandem in one season.
- ▶ Oklahoma's returning leaders: Scoring -- Shaina Pellington (13.1), Rebounding -- Ana Llanusa (4.0), Assists -- Gileysa Penzo (2.4), Blocked Shots -- Ijeoma Odingbe (25), Steals -- Ana Llanusa (40), 3-pointers made -- Ana Llanusa (45), Free Throws made -- Shaina Pellington (81), Minutes Average -- Ana Llanusa (29.5).
- ▶ OU ranked 32nd in the country averaging 76.0 points per game during the 2017-18 season. It was the most points scored per game by an OU team since the 2013-14 season. The Sooners have finished in the top 35 in scoring offense 11 times in the last 12 years.
- ▶ Shaina Pellington became the seventh OU player to win Big 12 Freshman of the Year honors. Pellington ranked second on the team with 13.1 points per game and a .492 field goal percentage. OU leads the Big 12 with seven Big 12 Freshman of the Year winners.
- ▶ Ana Llanusa looks to build off her impressive freshman campaign. Llanusa averaged 12.6 points per game last season in 30 games (23 starts). The Choctaw, Okla., native also hit 45 3-pointers, the third-most treys on the team last season.



» Senior **Ijeoma Odingbe** looks to play a more prominent role in the post for the Sooners this season. Odingbe ranked 13th in the Big 12 last year with 0.8 blocks per contest.

OKLAHOMA

WOMEN'S BASKETBALL



THE PLAYERS

ELEVATE



IJEOMA ODIMGBE



IJEOMA ODIMGBE

FORWARD

24

SENIOR » 3L » 6-4

SAVANNAH, GA. » JOHNSON HS

CAREER HONORS

» 2018 Academic All-Big 12 Second Team

2017-18 (JUNIOR)

Played in 30 of 31 games ... Averaged 2.1 points and 2.3 rebounds per game ... Posted a .525 field goal percentage ... Scored career-high 11 points on 5-of-6 shooting and finished with six rebounds on the road at Kansas (Feb. 10) ... Tied career high with nine rebounds against Texas Tech (Feb. 24), while finishing with six points and two blocks ... Had multiple blocks in six games ... Averaged 0.8 blocks per game, which ranked 13th in the Big 12 ... Tied career high with three blocks against West Virginia (Feb. 3).

2016-17 (SOPHOMORE)

Appeared in 26 games off the bench ... Finished the season averaging 1.6 points, 2.2 rebounds and 0.5 blocks per game ... Scored season-high eight points and chipped in six rebounds against UTRGV (Dec. 8) ... Had six points and recorded seven rebounds in a road win at BYU (Nov. 19) ... Logged season-best nine rebounds versus Cal (Dec. 20) ... Added career-best three blocks against Tulsa at home (Dec. 11) ... Swatted two shots in first career NCAA Tournament action versus Gonzaga (March 18).

2015-16 (FRESHMAN)

Played in 10 games ... Averaged 1.0 points and 1.0 rebounds per contest ... Made debut in exhibition game against Southwestern Oklahoma State (Nov. 4) and finished with 13 points and five rebounds in 14 minutes of action ... Scored first career points against BYU (Nov. 19) ... Grabbed season-high three rebounds at Tulsa (Dec. 9) ... Finished 2-for-2 from the field with four points in win over Texas Tech (Jan. 20).

PRIOR TO OKLAHOMA

Ranked No. 18 forward in the nation by ESPN HoopGurlz ... Averaged a double-double during senior season with 13.6 points per game and 12.3 rebounds per game ... Also tallied 5.8 blocks per game ... Helped Johnson High School to Georgia State Championship playoffs with an Elite Eight run during the 2013-14 season ... Averaged 12.4 points, 8.3 rebounds and 5.1 blocks per game during junior season ... Finished with double-digit points in 21 games and recorded 10 doubles-doubles along with one triple-double ... Also lettered in volleyball.

» ODIMGBE'S CAREER STATISTICS

Year	G-GS	MP-Avg.	FG-A	Pct.	3G-A	Pct.	FT-A	Pct.	Off-Def-Tot	Avg.	PF-D	A	TO	B	S	TP	Avg.
2015-16	10-0	38-3.8	3-6	.500	0-0	.000	4-10	.400	3-7-10	1.0	5-0	0	2	0	0	10	1.0
2016-17	26-0	150-5.8	12-26	.462	0-0	.000	17-29	.586	17-39-56	2.2	22-0	1	14	13	4	41	1.6
2017-18	30-0	297-9.9	27-48	.563	0-0	.000	8-24	.333	34-53-97	2.9	46-0	4	19	25	6	62	2.1
Career	66-0	485-7.3	42-80	.525	0-0	.000	25-63	.460	54-99-153	2.3	73-0	5	35	38	10	113	1.7
Year	G-GS	MP-Avg.	FG-A	Pct.	3G-A	Pct.	FT-A	Pct.	Off-Def-Tot	Avg.	PF-D	A	TO	B	S	TP	Avg.
2015-16	4-0	13-3.3	2-2	1.000	0-0	.000	1-4	.250	0-1-1	0.3	4-0	0	1	0	0	5	1.3
2016-17	11-0	34-3.1	1-3	.333	0-0	.000	0-4	.000	4-10-14	1.3	7-0	0	6	2	1	2	0.2
2017-18	17-0	163-9.6	13-26	.500	0-0	.000	4-12	.333	16-33-49	2.9	21-0	2	14	19	2	30	1.8
Career	42-0	210-5.0	16-31	.516	0-0	.000	5-20	.250	20-44-64	1.5	32-0	2	21	21	3	37	1.2



» ODIMGBE BY THE NUMBERS

Miscellaneous	2017-18	Career
10-Plus Points	1 (1-0)	1 (1-0)
20-Plus Points	0	0
10-Plus Rebounds	0	0
Double-Doubles	0	0
Fills the Box Score	0	0
Leads Team in Points	0	0
Leads Team in Rebounds	1 (0-1)	2 (0-2)
Leads Team in Assists	0	0

» ODIMGBE'S 2017-18 SEASON HIGHS

Points	11 at Kansas (2/10/18)
Field Goals	5 at Kansas (2/10/18)
3-Point Field Goals	
Free Throws Made	2 (twice)
Rebounds	9 (twice)
Assists	2 at South Dakota State (12/6/17)
Blocked Shots	3 (twice)
Steals	2 vs. Belmont (11/10/17)
Minutes Played	19 vs. SMU (11/17/18)

» CAREER HIGHS

Points	11 at Kansas (2/10/18)
Field Goals	5 at Kansas (2/10/18)
3-Point Field Goals	
Free Throws Made	4 vs. UTRGV (12/8/16)
Rebounds	9 (three times)
Assists	2 at South Dakota State (12/6/17)
Blocked Shots	3 (twice)
Steals	2 vs. Belmont (11/10/17)
Minutes Played	19 vs. SMU (11/17/18)

» BIG 12 HIGHS

Points	11 at Kansas (2/10/18)
Field Goals	5 at Kansas (2/10/18)
3-Point Field Goals	
Free Throws Made	1 (five times)
Rebounds	9 vs. Texas Tech (2/24/18)
Assists	
Blocked Shots	3 vs. West Virginia (2/3/18)
Steals	1 (three times)
Minutes Played	16 at Kansas (2/10/18)

» NCAA HIGHS

Points	1 vs. Washington (3/21/17)
Field Goals	
3-Point Field Goals	
Free Throws Made	1 vs. Washington (3/21/17)
Rebounds	2 vs. Washington (3/21/17)
Assists	
Blocked Shots	2 vs. Gonzaga (3/18/17)
Steals	1 vs. DePaul (3/16/18)
Minutes Played	7 vs. Washington (3/21/17)



GILEYSA PENZO



GILEYSA PENZO

GUARD

12

RS-SENIOR » 3L » 5-9

SAN JUAN, P.R. » MONTEVERDE (FLA.) PREP

CAREER HONORS

» 2018 Academic All-Big 12 Second Team

2017-18 (RS-JUNIOR)

Recorded seven starts and played in all 31 games ... Averaged 2.2 points, 1.9 rebounds and a team-high 2.4 assists per game ... Had two games with 10 or more assists ... Finished with season-high 11 assists in OU's win over New Mexico (Dec. 16) ... Had 10 assists along with four points and seven rebounds in the first round of the NCAA Tournament against DePaul (March 16) ... 10 assists are tied for the fourth-most by an OU player in a NCAA Tournament game ... Scored season-high nine points against Kansas (Jan. 24) ... Recorded seven points and six rebounds in OU's home victory versus West Virginia (Feb. 3) ... Dished seven assists in 38 minutes of action against South Florida (Dec. 9).

2016-17 (RS-SOPHOMORE)

Played in 15 games ... Averaged 0.3 points and 0.7 rebounds per contest ... Played 12 minutes in season-opener against Southern Illinois (Nov. 13), finishing with two points, four rebounds and three assists ... Scored two points and grabbed two rebounds in 13 minutes of action versus UTRGV (Dec. 8).

2015-16 (RS-FRESHMAN)

Appeared in 13 games ... Averaged 1.1 points and 1.2 rebounds an outing ... Made debut against Winthrop (Nov. 13), playing 17 minutes and scored 1 point ... Finished in double figures with 11 points on 4-of-5 shooting (all in the fourth quarter) off the bench at Bradley (Nov. 22) ... Went 1-for-3 from the floor against Texas Tech (Jan. 20) and finished with two points.

2014-15 (FRESHMAN)

Redshirted and did not play during the 2014-15 season.

PRIOR TO OKLAHOMA

Twice played on Puerto Rican national team at FIBA Americas U16 Championships ... Averaged 7.6 points, 3.8 rebounds and 1.8 assists during the 2011 tournament and 7.6 points, 6.4 rebounds and 2.0 assists in 2013 ... The first women's basketball player from Monteverde to earn a scholarship from a NCAA Division I program.

» PENZO'S CAREER STATISTICS

Overall	G-GS	MP-Avg.	FG-A	Pct.	3G-A	Pct.	FT-A	Pct.	Off-Def-Tot	Avg.	PF-D	A	TO	B	S	TP	Avg.
2014-15	DID NOT PLAY- REDSHIRT																
2015-16	13-0	71-5.5	5-12	.417	0-0	.000	4-8	.500	6-9-15	1.2	14-0	2	4	1	7	14	1.4
2016-17	15-0	63-4.2	2-8	.250	0-1	.000	0-0	.000	0-10-10	0.7	7-0	9	12	1	1	4	0.3
2017-18	31-7	459-14.8	26-50	.520	4-11	.364	11-16	.677	4-54-58	1.9	51-1	73	48	2	20	67	2.2
Career	59-7	593-10.1	33-70	.471	4-12	.333	15-24	.625	10-73-83	1.4	72-1	84	64	4	28	85	1.4
Big 12	G-GS	MP-Avg.	FG-A	Pct.	3G-A	Pct.	FT-A	Pct.	Off-Def-Tot	Avg.	PF-D	A	TO	B	S	TP	Avg.
2014-15	DID NOT PLAY- REDSHIRT																
2015-16	5-0	21-4.2	1-6	.167	0-0	.000	0-0	.000	3-3-6	1.2	4-0	1	0	1	0	2	0.4
2016-17	9-0	17-1.9	0-2	.000	0-0	.000	0-0	.000	0-3-3	0.3	3-0	4	4	0	0	0	0.0
2017-18	18-3	246-13.7	18-32	.563	1-4	.250	6-10	.600	4-24-28	1.6	30-1	34	30	0	11	43	2.4
Career	32-3	284-8.9	19-38	.500	1-4	.250	6-10	.600	7-30-37	1.2	37-1	39	34	1	11	45	1.4



» PENZO BY THE NUMBERS

Miscellaneous	2017-18	Career
10-Plus Points	0	0
20-Plus Points	0	0
10-Plus Rebounds	0	0
Double-Doubles	0	0
Fills the Box Score	0	0
Leads Team in Points	0	0
Leads Team in Rebounds	1 (1-0)	1 (1-0)
Leads Team in Assists	12 (4-8)	12 (4-8)

» PENZO'S 2017-18 SEASON HIGHS

Points	9 vs. Kansas (1/24/18)
Field Goals	3 (three times)
3-Point Field Goals	1 (four times)
Free Throws Made	2 (twice)
Rebounds	7 vs. DePaul (3/16/18)
Assists	11 vs. New Mexico (12/16/17)
Blocked Shots	1 (twice)
Steals	3 (twice)
Minutes Played	38 vs. South Florida (12/9/17)

» CAREER HIGHS

Points	11 at Bradley (11/22/15)
Field Goals	4 at Bradley (11/22/15)
3-Point Field Goals	1 (four times)
Free Throws Made	2 (twice)
Rebounds	7 vs. DePaul (3/16/18)
Assists	11 vs. New Mexico (12/16/17)
Blocked Shots	1 (three times)
Steals	3 (twice)
Minutes Played	38 vs. South Florida (12/9/17)

» BIG 12 HIGHS

Points	9 vs. Kansas (1/24/18)
Field Goals	3 (three times)
3-Point Field Goals	1 vs. Kansas (1/24/18)
Free Throws Made	2 (twice)
Rebounds	6 vs. West Virginia (2/3/18)
Assists	4 (four times)
Blocked Shots	
Steals	3 vs. West Virginia (2/3/18)
Minutes Played	26 vs. West Virginia (2/3/18)

» NCAA HIGHS

Points	4 vs. DePaul (3/16/18)
Field Goals	1 vs. DePaul (3/16/18)
3-Point Field Goals	
Free Throws Made	2 vs. DePaul (3/16/18)
Rebounds	7 vs. DePaul (3/16/18)
Assists	10 vs. DePaul (3/16/18)
Blocked Shots	
Steals	2 vs. DePaul (3/16/18)
Minutes Played	31 vs. DePaul (3/16/18)



ANA LLANUSA

GUARD

22

SOPHOMORE » 1L » 6-0

CHOCTAW, OKLA. » CHOCTAW HS

CAREER HONORS

- » 2018 All-Big 12 Honorable Mention
- » 2018 Big 12 All-Freshman Team
- » Big 12 Freshman of the Week (Dec. 18, 2017)
- » Big 12 Freshman of the Week (Feb. 5, 2018)
- » USBWA National Freshman of the Week (Feb. 6, 2018)

FRESHMAN (2017-18)

Big 12 All-Freshman Team and All-Big 12 Honorable Mention ... Played in 30 games, making 22 starts ... Fourth on the team in scoring at 12.6 points per game ... Ranked second in the Big 12 among freshman during the regular season in scoring average ... Third on the team with 45 3-pointers, the sixth-most made by an OU freshman in a one season ... Also averaged 4.0 rebounds and 1.3 steals per game ... Played 29.5 minutes per contest, which ranks sixth on OU's freshman record list ... Registered 22 double-figure scoring games ... Led team in scoring in four games ... Made at least three 3-pointers in seven games ... Won Big 12 Freshman of the Week twice during the season ... Earned USBWA National Freshman of the Week honors on Feb. 6 after averaging 19.0 points and 6.0 rebounds per game in home wins over Kansas State (Jan. 31) and West Virginia (Feb. 3) ... Finished with a season-high 27 points twice (vs. New Mexico, vs. West Virginia) ... Hit season-high six 3-pointers and finished 9-of-14 from the field with 27 points against West Virginia (Feb. 3) ... Filled the box score with 27 points and seven rebounds against New Mexico (Dec. 16) ... Recorded season-high nine rebounds and posted 15 points against South Florida (Dec. 9) ... Scored 19 points against Baylor (Jan. 14) ... Became the first OU freshman to play 45 minutes in a single game in the Sooners' overtime road victory at West Virginia (Feb. 17) ... Tied OU single-game NCAA Tournament record with 11 free throws made against DePaul (March 16) ... Attempted 16 3-pointers against New Mexico, which set a Lloyd Noble Center record.

PRIOR TO OKLAHOMA

Rated a five-star prospect by ESPN Hoop Guriz (No. 8 guard/No. 32 overall) and Prospect Nation (No. 3 guard/No. 20 overall) ... During her senior season at Choctaw High School, led her team to the Class 6A State Tournament Championship ... Finished career as the all-time leader in points scored in Oklahoma's Class 6A Tournament and ranks 23rd all-time in state history with 2,249 career points ... Selected as the Oklahoman's 2017 Super 5 and Big All-City Player of the Year after averaging 19.5 points and 6.2 rebounds a game as a senior ... Named the 2017 Jim Thorpe Female Player of the Year by the Oklahoma Basketball Coaches Association ... Recognized as a WBCA All-America honorable mention selection and the 2017 Oklahoma Gatorade Player of the Year following the conclusion of her prep career ... Averaged 20.6 points, 5.2 rebounds and 3.2 assists per game along with a .510 shooting percentage as a junior ... As a sophomore, averaged 22.6 points per game and 19.8 points a contest as a freshman ... Guided Choctaw to four straight state tournament appearances.

» LLANUSA'S CAREER STATISTICS

Overall	G-GS	MP-Avg.	FG-A	Pct.	3G-A	Pct.	FT-A	Pct.	Off-Def-Tot	Avg.	PF-D	A	TO	B	S	TP	Avg.
2017-18	30-22	886-29.5	128-344	.372	45-171	.263	76-108	.704	39-82-121	4.0	93-7	29	62	2	40	377	12.6
Career	30-22	886-29.5	128-344	.372	45-171	.263	76-108	.704	39-82-121	4.0	93-7	29	62	2	40	377	12.6

Overall	G-GS	MP-Avg.	FG-A	Pct.	3G-A	Pct.	FT-A	Pct.	Off-Def-Tot	Avg.	PF-D	A	TO	B	S	TP	Avg.
2017-18	17-16	570-33.5	73-195	.374	29-94	.309	39-57	.684	24-48-72	4.2	45-1	16	39	2	21	214	12.6
Career	17-16	570-33.5	73-195	.374	29-94	.309	39-57	.684	24-48-72	4.2	45-1	16	39	2	21	214	12.6



» LLANUSA BY THE NUMBERS

Miscellaneous	2017-18	Career
10-Plus Points	22 (11-11)	22 (11-11)
20-Plus Points	2 (2-0)	2 (2-0)
10-Plus Rebounds	0	0
Double-Doubles	0	0
Fills the Box Score	0	0
Leads Team in Points	4 (3-1)	4 (3-1)
Leads Team in Rebounds	2 (2-0)	2 (2-0)
Leads Team in Assists	2 (1-1)	2 (1-1)

» LLANUSA'S SEASON HIGHS

Points	27 (twice)
Field Goals	9 (twice)
3-Point Field Goals	6 vs. West Virginia (2/3/18)
Free Throws Made	11 vs. DePaul (3/16/18)
Rebounds	9 vs. South Florida (12/9/17)
Assists	4 vs. Kansas State (1/31/18)
Blocked Shots	1 (twice)
Steals	4 vs. DePaul (3/16/18)
Minutes Played	45 at West Virginia (2/17/18)

» CAREER HIGHS

Points	27 (twice)
Field Goals	9 (twice)
3-Point Field Goals	6 vs. West Virginia (2/3/18)
Free Throws Made	11 vs. DePaul (3/16/18)
Rebounds	9 vs. South Florida (12/9/17)
Assists	4 vs. Kansas State (1/31/18)
Blocked Shots	1 (twice)
Steals	4 vs. DePaul (3/16/18)
Minutes Played	45 at West Virginia (2/17/18)

» BIG 12 HIGHS

Points	27 vs. West Virginia (2/3/18)
Field Goals	9 vs. West Virginia (2/3/18)
3-Point Field Goals	6 vs. West Virginia (2/3/18)
Free Throws Made	6 vs. Baylor (1/14/18)
Rebounds	7 vs. Kansas (1/24/18)
Assists	4 vs. Kansas State (1/31/18)
Blocked Shots	1 vs. TCU (1/4/18)
Steals	3 (twice)
Minutes Played	45 at West Virginia (2/17/18)

» NCAA HIGHS

Points	13 vs. DePaul (3/16/18)
Field Goals	1 vs. DePaul (3/16/18)
3-Point Field Goals	1 vs. DePaul (3/16/18)
Free Throws Made	11 vs. DePaul (3/16/18)
Rebounds	1 vs. DePaul (3/16/18)
Assists	1 vs. DePaul (3/16/18)
Blocked Shots	1 vs. DePaul (3/16/18)
Steals	4 vs. DePaul (3/16/18)
Minutes Played	22 vs. DePaul (3/16/18)



SHAINA PELLINGTON



SHAINA PELLINGTON

GUARD

14

SOPHOMORE » 1L » 5-7

PICKERING, ONTARIO, CANADA » DUNBARTON HS

CAREER HONORS

- » 2018 Big 12 Freshman of the Year
- » 2018 All-Big 12 Honorable Mention
- » 2018 Big 12 All-Freshman Team
- » Big 12 Freshman of the Week (Jan. 2, 2018)
- » Big 12 Freshman of the Week (Jan. 22, 2018)
- » Big 12 Freshman of the Week (Jan. 29, 2018)
- » Big 12 Freshman of the Week (Feb. 19, 2018)

FRESHMAN (2017-18)

Became the seventh OU player to win Big 12 Freshman of the Year ... Unanimous pick to the All-Big 12 Freshman Team and was also tabbed All-Big 12 Honorable Mention ... Started 20 of 31 games ... Ranked second on the team with 13.1 points per game, while averaging 2.7 rebounds and 2.2 assists per contest ... Led Big 12 freshmen in scoring during the regular season and in conference play ... Earned Big 12 Freshman of the Week honors four times ... Had seven 20-point scoring games ... Finished with season-high 26 points on 11-of-15 shooting against Oklahoma State (Jan. 20) ... Had 22 points and finished 10-for-13 at the free throw line in OU's road overtime win at West Virginia (Feb. 17) ... Filled the box score with 23 points, six rebounds and five assists at DePaul (Nov. 13) ... Turned in back-to-back games with at least points early in Big 12 play, scoring 23 points at Iowa State (Dec. 31) and 20 points versus TCU (Jan. 4) ... Picked up 16 points and a career-high six assists at Kansas State (Jan. 17) ... Finished with 407 points, tied for the seventh-most by an OU freshman in one season ... Ranks 10th in points per game (13.1) for a freshman at OU ... Recorded 68 assists during the season, which is the ninth-most by a Sooner freshman in a single year ... Ranked second nationally among Division I freshmen with a .492 field goal percentage.

FIBA U19 WORLD CUP (CANADA)

Helped Canada to a bronze medal at the 2017 FIBA U19 World Cup in Udine, Italy ... The bronze medal marked Canada's first-ever medal at the FIBA U19 World Cup ... In six games (all starts) at the FIBA World Cup, averaged 8.2 points, 4.2 rebounds and 1.7 assists per contest, while averaging 24.2 minutes per game ... Third OU player to earn a medal at the event, joining Gabbi Ortiz (2015) and Courtney Paris (2005) ... Scored 15 points on 5-of-10 shooting against Latvia, while adding five rebounds and two assists ... Recorded 12 points on 6-of-12 shooting, four rebounds and two assists against China to help Canada earn their spot in the semifinal round ... Second Sooner to play for Canada internationally, joining Stacey Dales.

PRIOR TO OKLAHOMA

Ranked the No. 5 international prospect and the No. 1 point guard international prospect by Prospect Nation ... Also rated the No. 23 guard in the 2017 class by ESPN HoopGuriz ... Brings valuable international experience to the Sooners after competing at the FIBA U17 World Championships in 2016 with Canada ... Averaged 8.5 points, 4.3 rebounds and 1.8 assists per game during the 2016 FIBA U17 World Championships ... Led the Canadian U16 team to a gold medal at the FIBA Americas Tournament in 2015 ... The win marked the first gold medal for any Canadian women's age-group team at the FIBA Americas Tournament ... Participated in the trials process for Canada's U19 Team in preparation for the FIBA World Cup ... Is the fourth Canadian to sign with the Sooners in program history, joining the likes of Stacey Dales, Jennifer Cunningham and Theresa Jantzen .

» PELLINGTON'S CAREER STATISTICS

Overall	G-GS	MP-Avg.	FG-A	Pct.	3G-A	Pct.	FT-A	Pct.	Off-Def-Tot	Avg.	PF-D	A	TO	B	S	TP	Avg.
2017-18	31-20	845-27.3	163-331	.492	0-3	.000	81-137	.591	26-58-74	2.7	80-3	68	89	4	26	407	13.1
Career	31-20	845-27.3	163-331	.492	0-3	.000	81-137	.591	26-58-74	2.7	80-3	68	89	4	26	407	13.1
Big 12	G-GS	MP-Avg.	FG-A	Pct.	3G-A	Pct.	FT-A	Pct.	Off-Def-Tot	Avg.	PF-D	A	TO	B	S	TP	Avg.
2017-18	18-17	515-28.6	98-200	.490	0-0	.000	46-78	.590	15-37-52	2.9	44-1	43	56	3	16	242	13.4
Career	18-17	515-28.6	98-200	.490	0-0	.000	46-78	.590	15-37-52	2.9	44-1	43	56	3	16	242	13.4



» PELLINGTON BY THE NUMBERS

Miscellaneous	2017-18	Career
10-Plus Points	19 (7-12)	19 (7-12)
20-Plus Points	7 (3-4)	7 (3-4)
10-Plus Rebounds	0	0
Double-Doubles	0	0
Fills the Box Score	1 (0-1)	1 (0-1)
Leads Team in Points	8 (2-6)	8 (2-6)
Leads Team in Rebounds	0	0
Leads Team in Assists	11 (4-7)	11 (4-7)

» PELLINGTON'S SEASON HIGHS

Points	26 vs. Oklahoma State (1/20/18)
Field Goals	11 (twice)
3-Point Field Goals	
Free Throws Made	10 at West Virginia (2/17/18)
Rebounds	6 (three times)
Assists	6 at Kansas State (1/17/18)
Blocked Shots	1 (three times)
Steals	2 (nine times)
Minutes Played	40 at Kansas State (1/17/18)

» BIG 12 HIGHS

Points	26 vs. Oklahoma State (1/20/18)
Field Goals	11 vs. Oklahoma State (1/20/18)
3-Point Field Goals	
Free Throws Made	10 at West Virginia (2/17/18)
Rebounds	6 (three times)
Assists	6 at Kansas State (1/17/18)
Blocked Shots	1 (three times)
Steals	2 (five times)
Minutes Played	40 at Kansas State (1/17/18)

» CAREER HIGHS

Points	26 vs. Oklahoma State (1/20/18)
Field Goals	11 (twice)
3-Point Field Goals	
Free Throws Made	10 at West Virginia (2/7/18)
Rebounds	6 (three times)
Assists	6 at Kansas State (1/17/18)
Blocked Shots	1 (three times)
Steals	2 (nine times)
Minutes Played	40 at Kansas State (1/17/18)

» NCAA HIGHS

Points	14 vs. DePaul (3/16/18)
Field Goals	5 vs. DePaul (3/16/18)
3-Point Field Goals	
Free Throws Made	4 vs. DePaul (3/16/18)
Rebounds	4 vs. DePaul (3/16/18)
Assists	2 vs. DePaul (3/16/18)
Blocked Shots	
Steals	
Minutes Played	32 vs. DePaul (3/16/18)



MANDY SIMPSON



MANDY SIMPSON

FORWARD

3

SOPHOMORE » 1L » 6-1
BOISE, IDAHO » BOISE HS

CAREER HONORS

» Big 12 Freshman of the Week (Nov. 13, 2017)

FRESHMAN (2017-18)

Played 25 games and earned nine starts ... Became the 10th true freshman to start a season opener for the Sooners during the Sherri Coale era ... Earned Big 12 Freshman of the Week honors for her 12-point, five-rebound performance against Belmont (Nov. 10) ... Had season-high 12 rebounds against New Mexico ... Scored eight points against Texas (Dec. 28) and at Texas Tech (Jan. 14) ... Had five games with at least five rebounds ... Led team in rebounding four times.

PRIOR TO OKLAHOMA

Averaged a double-double during her senior season at Boise High School with 16.1 points and 10.1 rebounds per contest ... Finished her prep career as a two-time first-team all-state selection, while earning second-team honors as a sophomore ... Ranked as the 20th-best forward in the 2017 class by ESPN HoopGuriz ... Nominated to participate in the 2017 McDonald's All-American Game ... Put up impressive numbers as a junior, averaging 17.0 points, 11.4 rebounds, 2.5 assists and 1.5 steals per game ... Earned first-team all-state honors as a junior, helping Boise High School to a third-place finish at the Idaho state tournament ... In the classroom, she earned SIC Class 5A Academic Team honors after recording a 3.5 GPA.

» SIMPSON'S CAREER STATISTICS

Overall	G-GS	MP-Avg.	FG-A	Pct.	3G-A	Pct.	FT-A	Pct.	Off-Def-Tot	Avg.	PF-D	A	TO	B	S	TP	Avg.
2017-18	25-9	324-13.0	24-70	.343	0-0	.000	9-18	.500	34-48-82	3.3	23-0	8	28	2	4	57	2.3
Career	25-9	324-13.0	24-70	.343	0-0	.000	9-18	.500	34-48-82	3.3	23-0	8	28	2	4	57	2.3
Big 12	G-GS	MP-Avg.	FG-A	Pct.	3G-A	Pct.	FT-A	Pct.	Off-Def-Tot	Avg.	PF-D	A	TO	B	S	TP	Avg.
2017-18	13-1	132-10.2	10-22	.455	0-0	.000	3-8	.375	7-19-26	2.0	9-0	2	10	0	1	23	1.8
Career	13-1	132-10.2	10-22	.455	0-0	.000	3-8	.375	7-19-26	2.0	9-0	2	10	0	1	23	1.8



» SIMPSON BY THE NUMBERS

Miscellaneous	2017-18	Career
10-Plus Points	1 (1-0)	1 (1-0)
20-Plus Points	0	
10-Plus Rebounds	1 (1-0)	1 (1-0)
Double-Doubles	0	0
Fills the Box Score	0	0
Leads Team in Points	0	0
Leads Team in Rebounds	4 (2-2)	4 (2-2)
Leads Team in Assists	1 (0-1)	1 (0-1)

» SIMPSON'S SEASON HIGHS

Points	12 vs. Belmont (11/10/17)
Field Goals	4 (twice)
3-Point Field Goals	
Free Throws Made	4 vs. Belmont (11/10/17)
Rebounds	12 vs. New Mexico (12/16/17)
Assists	3 vs. Belmont (11/10/17)
Blocked Shots	2 vs. SMU (11/17/17)
Steals	1 (three times)
Minutes Played	28 vs. Belmont (11/10/17)

» BIG 12 HIGHS

Points	8 (twice)
Field Goals	4 at Texas Tech (1/10/18)
3-Point Field Goals	
Free Throws Made	2 vs. Texas (12/28/17)
Rebounds	4 at Kansas (2/10/18)
Assists	2 (twice)
Blocked Shots	
Steals	1 vs. Texas (12/28/17)
Minutes Played	24 vs. Texas (12/28/17)

» CAREER HIGHS

Points	12 vs. Belmont (11/10/17)
Field Goals	4 (twice)
3-Point Field Goals	
Free Throws Made	4 vs. Belmont (11/10/17)
Rebounds	12 vs. New Mexico (12/16/17)
Assists	3 vs. Belmont (11/10/17)
Blocked Shots	2 vs. SMU (11/17/17)
Steals	1 (three times)
Minutes Played	28 vs. Belmont (11/10/17)

» NCAA HIGHS

Points	
Field Goals	
3-Point Field Goals	
Free Throws Made	
Rebounds	
Assists	
Blocked Shots	
Steals	
Minutes Played	



NEWCOMERS



CLARY DONICA

FORWARD

4

FRESHMAN » HS » 6-0
ARDMORE, OKLA. » DICKSON HS

PRIOR TO OKLAHOMA

2018 Class 3A All-State Selection and three-time all-conference player at Dickson High School ... Averaged a double-double for her career, scoring 16.0 points per game as a senior ... Also lettered in cross country ... Was a member of the National Honor Society and finished with a 4.22 cumulative GPA.



NYDIA LAMPKIN

FORWARD

21

FRESHMAN » HS » 6-3
PALM BAY, FLA. » HERITAGE HS

PRIOR TO OKLAHOMA

Ranked No. 19 forward in the nation by ESPN HoopGurlz ... Averaged 16.4 points, 9.8 rebounds, 2.3 steals and 2.2 blocks per game as a senior at Heritage (Fla.) High School ... As a junior, averaged 14.7 points, 9.9 rebounds and 3.8 blocks per game ... Scored 1,000 points during her prep career ... Named to the 2018 All-USA Florida Girls Basketball Team second-team pick ... Brevard County Girl's Basketball Player of the Year ... Plays multiple musical instruments, owns a class C operator's drivers' license and plans to work in a waste water management facility after college.



JESSI MURCER

GUARD

0

FRESHMAN » HS » 5-7
MOORE, OKLA. » WESTMOORE HS

PRIOR TO OKLAHOMA

2018 Oklahoma's Gatorade Player of the Year ... Averaged 21.3 points, 3.4 rebounds and 2.0 assists per game as a senior at Westmoore (Okla.) High School ... Shot .615 from 3-point range as a senior, helping Westmoore to the Class 6A State Tournament ... 2018 Central Oklahoma Athletic Conference Player of the Year ... Named to The Oklahoman's Super 5 Team as a senior ... Averaged 22.7 points per game as a junior to earn a spot on The Oklahoman's Big All-City first team ... Set a school record with 2,065 points during her prep career ... Ranks 41st in Oklahoma state history in career points scored.



TAYLOR ROBERTSON

GUARD

30

FRESHMAN » HS » 5-7

MCPHERSON, KAN. » MCPHERSON HS

PRIOR TO OKLAHOMA

Ranked No. 90 nationally by Prospect Nation ... Led McPherson (Kan.) High School to the 2018 Class 4A state championship ... Averaged 23.9 points, 4.7 rebounds and 2.8 assists per game as a senior, while shooting .477 from 3-point range and .905 at the free throw line ... Named 2018 Ms. Kansas Basketball ... Set the school record for points scored with 1,912 points ... Scored 21 points in the state championship game to help McPherson to its first state title since 2012 ... As a junior, broke McPherson's program record for points per game (24.3), points scored (582), field goal percentage (.619) and free throw percentage (.915) ... Made 322 3-pointers during her prep career ... 2018 Wichita Eagle All-State First Team ... 2017 Kansas Gatorade Player of the Year ... 2018 All-USA Texas Girls Basketball Team first-team pick.



TATUM VEITENHEIMER

GUARD

32

FRESHMAN » HS » 5-8

WINDTHORST, TEXAS » WINDTHORST HS

PRIOR TO OKLAHOMA

Ranked No. 8 point guard and No. 24 overall by Prospect Nation ... Scored 3,311 career points (24.7 per game) during her four-year career at Windthorst (Texas) High School ... Was a four-time all-state selection by the Texas Association of Basketball Coaches ... Two-time Red River 22 MVP ... As a senior, averaged 25.7 points, 6.6 assists and 6.9 steals per game ... Led Windthorst to a 48-0 record in district play in four seasons ... Averaged 26.7 points, 7.1 steals and 5.3 assists per game as a junior ... Also lettered in volleyball, softball, tennis, cross country and track during her high school career ... Earned all-state honors in volleyball and softball.



NEWCOMERS



MADI WILLIAMS

GUARD/FORWARD

25

FRESHMAN » HS » 6-0

FORT WORTH, TEXAS » TRINITY VALLEY SCHOOL

PRIOR TO OKLAHOMA

Five-star recruit and was ranked the No. 1 wing and No. 8 overall prospect by Prospect Nation ... Four-star recruit and ranked No. 4 wing and No. 24 overall by ESPN HoopGurlz ... Participated in the McDonald's All-American Game as well as the Jordan Brand Classic ... Led her team in scoring with 13 points on 6-of-11 shooting at the McDonald's All-American Game ... Seventh OU signee to compete in the McDonald's All-American Game ... Second Sooner signee to play in the Jordan Brand Classic ... 2018 All-USA Texas Girls Basketball Team first-team pick ... Averaged 25.7 points, 7.0 rebounds and 4.0 steals per game at Trinity Valley School ... Scored 20.0 points per game as a sophomore ... Participated in the 2016 USA Basketball U16 World Championship Team trials and the 2017 USA Basketball U17 World Championship Team trials.



ASPEN WILLISTON

CENTER

31

FRESHMAN » HS » 6-4

BROKEN BOW, OKLA. » BROKEN BOW HS

PRIOR TO OKLAHOMA

Ranked No. 17 center by ESPN HoopGurlz ... Named to The Oklahoman Class 4A All-State first team as a senior ... Led Broken Bow to the Class 4A State Tournament in three consecutive seasons ... Averaged 14.8 points per game as a junior to earn all-state honorable mention honors from The Oklahoman ... 2018 All-State selection by the Oklahoma Girls Basketball Coaches Association.



INDIVIDUAL GAME-BY-GAME



#22 ANA LLANUSA

2017-18	MIN	FG	3FG	FT	O-D-T	PF	A	TO	B	S	PTS	
BELMONT	23	4-10	0-5	1-2	1-4	5	1	2	0	0	9	
at DePaul	18	5-12	0-3	0-0	1-1	2	5	2	0	0	10	
SMU	19	4-9	4-6	0-2	0-2	2	2	0	2	0	12	
at Colorado State	24	4-13	1-7	2-2	2-4	6	1	2	2	0	11	
at Oregon	27	3-10	0-6	6-6	1-2	3	5	2	2	0	12	
atv Little Rock	24	2-9	0-4	2-5	1-1	2	2	0	3	0	6	
FLORIDA	23	5-15	1-8	2-3	2-2	4	0	2	0	1	13	
at South Dakota St.	18	4-7	1-3	0-0	1-0	1	5	0	2	0	9	
USF	30	5-12	0-4	5-9	2-2	3	1	2	0	2	15	
NEW MEXICO	35	9-22	4-16	5-6	3-4	7	3	2	2	0	1	27
vs. UConn	21	4-13	1-6	0-0	0-5	5	2	1	0	1	9	
TEXAS	26	5-15	2-8	2-2	2-2	4	2	1	3	1	14	
at Iowa State	22	2-6	1-3	0-0	0-2	2	3	0	1	0	5	
TCU	26	2-11	0-4	0-0	1-3	4	1	0	1	2	4	
at Oklahoma State	38	6-14	3-5	2-2	3-2	5	3	0	0	1	17	
at Texas Tech	26	4-9	1-5	3-4	1-3	4	0	6	0	2	12	
BAYLOR	40	5-11	3-6	6-6	3-4	4	1	1	0	0	19	
OKLAHOMA STATE	40	5-11	1-2	2-2	0-3	3	0	1	0	2	13	
KANSAS	31	6-14	3-8	3-6	1-6	7	1	4	0	3	18	
at TCU	37	6-15	1-5	1-2	1-2	3	2	1	4	0	14	
KANSAS STATE	30	3-10	1-4	4-4	3-3	6	1	4	2	0	11	
WEST VIRGINIA	40	9-14	6-10	3-9	1-5	6	3	1	2	0	1	27
at Baylor	40	1-7	0-3	2-2	1-3	4	5	1	2	0	1	4
at Kansas	36	3-12	1-5	3-5	1-3	4	2	1	1	0	2	10
at West Virginia	45	4-11	1-5	2-4	3-1	4	1	0	4	0	0	11
IOWA STATE	25	1-9	1-7	1-1	0-2	4	0	2	0	0	4	
TEXAS TECH	33	6-15	2-8	3-4	3-6	1	1	3	0	3	17	
at Texas	35	5-11	2-6	2-4	2-2	2	0	3	0	0	14	
vs. TCU	32	5-10	4-6	3-4	0-2	5	0	1	0	3	17	
vs. DePaul	22	1-1	0-3	11-12	1-0	1	5	1	2	0	4	13

#24 IJEOMA ODIMGBE

2015-16	MIN	FG	3FG	FT	O-D-T	PF	A	TO	B	S	PTS	
WINTHROP	7	0-1	0-0	0-0	1-1	2	0	0	1	0	0	0
BYU	5	0-0	0-0	2-4	0-1	1	0	0	0	0	0	2
at Bradley	5	0-0	0-0	0-0	0-2	2	0	0	0	0	0	0
TULSA	3	0-1	0-0	1-2	2-1	3	0	0	0	0	0	1
UTSA	3	1-1	0-0	0-0	0-1	1	0	0	0	0	0	2
KANSAS	2	0-0	0-0	0-0	0-0	0	0	0	0	0	0	0
Texas Tech	6	2-2	0-0	0-2	0-0	1	0	0	0	0	0	4
at Oklahoma State	2	0-0	0-0	0-0	0-0	0	0	1	0	0	0	0
IOWA STATE	4	0-0	0-0	1-2	0-1	1	3	0	0	0	0	1
BAYLOR	2	0-1	0-0	0-0	0-0	0	0	0	0	0	0	0

2016-17	MIN	FG	3FG	FT	O-D-T	PF	A	TO	B	S	PTS	
SOUTHERN ILLINOIS	5	2-2	0-0	0-2	0-2	0	0	0	0	1	0	4
LITTLE ROCK	5	1-1	0-0	2-2	1-0	1	0	0	0	1	0	4
at BYU	11	3-3	0-0	0-0	2-5	7	3	0	1	0	0	6
SOUTH DAKOTA ST.	12	1-2	0-0	3-3	2-2	1	0	1	2	0	5	
COLORADO STATE	12	0-0	0-0	3-4	0-0	0	0	0	0	1	3	
at Kentucky	12	0-1	0-0	0-2	0-2	1	1	1	1	0	0	
ORAL ROBERTS	6	0-2	0-0	0-0	0-1	0	0	0	0	0	0	0
UTRGV	10	2-3	0-0	4-4	1-5	6	2	0	1	1	1	8
TULSA	11	0-1	0-0	1-2	0-2	0	0	0	0	3	0	1
vs. Xavier	2	0-1	0-0	0-0	1-1	2	0	0	0	0	0	0
vs. Cal	9	0-4	0-0	1-2	4-5	9	1	0	3	0	1	1
vs. Portland State	2	0-0	0-0	0-0	0-0	2	0	0	0	0	0	0
TCU	6	0-0	0-0	0-0	0-1	1	0	2	1	0	0	0
KANSAS STATE	3	0-0	0-0	0-0	0-3	1	0	0	0	0	0	0
at West Virginia	4	0-1	0-0	0-0	0-0	0	0	0	0	1	0	0
at Iowa State	1	0-0	0-0	0-0	0-0	0	0	0	0	0	0	0
TEXAS TECH	5	0-0	0-0	0-2	0-2	1	0	1	0	0	0	0
at Baylor	4	0-0	0-0	0-2	2-0	2	0	0	0	0	0	0
KANSAS	4	0-1	0-0	0-0	1-1	2	0	0	0	0	0	0
at Oklahoma State	0	0-0	0-0	0-0	0-0	0	0	0	0	0	0	0
WEST VIRGINIA	5	0-0	0-0	0-0	1-1	2	0	0	1	0	0	0
TCU	3	1-1	0-0	0-0	0-2	2	0	2	0	0	2	2

BAYLOR	1	0-0	0-0	0-0	0-0	0	0	0	1	0	0	
West Virginia	10	2-3	0-0	2-2	1-1	2	2	0	1	0	0	6
Gonzaga	2	0-0	0-0	0-0	0-0	0	1	0	0	2	0	0
Washington	7	0-0	0-0	1-2	1-1	2	1	0	0	0	0	1

2017-18	MIN	FG	3FG	FT	O-D-T	PF	A	TO	B	S	PTS	
BELMONT	15	2-2	0-0	2-3	3-2	5	4	0	0	2	2	6
at DePaul	8	1-1	0-0	0-3	0-0	2	0	0	0	0	1	2
SMU	19	2-3	0-0	2-1	2-3	2	0	1	2	0	4	4
at Colorado State	14	1-2	0-0	0-0	0-6	6	1	0	0	1	0	2
at Oregon	7	0-1	0-0	0-0	1-0	1	0	1	0	0	0	0
at Little Rock	8	1-2	0-0	0-0	0-2	1	0	0	0	0	0	2
FLORIDA	10	1-1	0-0	0-0	2-1	3	2	0	0	0	0	2
at South Dakota St.	17	2-3	0-0	2-6	4-5	4	2	0	1	0	6	6
USF	1	0-0	0-0	0-0	0-0	0	0	0	0	0	0	0
NEW MEXICO	14	4-5	0-0	0-0	2-2	4	3	0	1	0	0	8
at UConn	4	0-0	0-0	0-0	0-0	2	0	1	0	0	0	0
TEXAS	7	0-1	0-0	0-0	0-0	0	0	0	0	0	0	0
TCU	6	0-0	0-0	0-0	0-1	0	0	0	0	1	0	0
at Oklahoma State	12	0-0	0-0	0-0	1-2	3	2	0	0	1	0	0
at Texas Tech	4	0-0	0-0	1-2	2-2	4	0	1	0	0	1	1
BAYLOR	11	1-1	0-0	0-0	0-1	1	0	0	0	1	1	2
at Kansas State	7	2-3	0-0	0-0	2-1	3	2	0	0	0	0	4
OKLAHOMA STATE	7	0-2	0-0	0-0	0-0	1	0	1	1	0	0	0
KANSAS	14	1-1	0-0	0-1	1-3	4	1	1	2	2	0	2
at TCU	7	0-0	0-0	0-0	0-3	1	0	0	1	0	0	0
KANSAS STATE	10	0-2	0-0	0-0	0-2	0	0	1	1	0	0	0
WEST VIRGINIA	10	0-0	0-0	0-2	1-3	4	3	0	1	3	0	0
at Baylor	15	0-2	0-0	1-2	2-2	4	3	1	2	2	0	1
at Kansas	16	5-6	0-0	1-2	2-4	6	1	0	2	2	0	11
at West Virginia	9	1-2	0-0	0-0	2-0	2	0	0	0	0	0	2
IOWA STATE	12	0-1	0-0	0-0	0-1	0	0	0	0	2	1	0
TEXAS TECH	10	3-5	0-0	0-1	3-6	9	0	2	2	0	6	6
at Texas	6	0-0	0-0	1-2	0-2	3	0	2	0	0	1	1
vs. TCU	13	0-3	0-0	0-0	4-0	4	0	1	0	0	0	0
vs. DePaul	4	0-0	0-0	0-0	0-1	1	0	0	0	0	1	0

#14 SHAINA PELLINGTON

2017-18	MIN	FG	3FG	FT	O-D-T	PF	A	TO	B	S	PTS	
BELMONT	23	3-9	0-1	2-6	0-1	2	2	3	0	0	8	
at DePaul	33	9-12	0-0	5-6	1-5	6	3	5	1	0	0	23
SMU	13	1-2	0-0	5-6	1-0	1	1	3	0	2	7	
at Colorado State	28	5-9	0-1	2-4	0-1	3	4	2	0	2	12	
at Oregon	26	2-7	0-1	0-0	1-1	2	1	3	2	0	2	4
at Little Rock	28	7-13	0-0	1-4	0-1	3	0	4	0	1	15	
FLORIDA	26	11-17	0-0	2-2	2-0	3	2	1	0	1	22	
at South Dakota St.	32	5-10	0-0	6-10	2-1	5	0	6	1	2	16	
USF	10	3-6	0-0	2-3	0-2	2	0	0	0	0	8	
NEW MEXICO	22	2-10	0-0	0-1	1-4	3	2	2	0	0	4	
at UConn	21	4-8	0-0	2-3	0-1	1	2	2	3	0	0	10
TEXAS	15	7-9	0-0	2-8	1-2	3	4	1	2	0	16	
at Iowa State	28	9-14	0-0	5-6	1-2	3	5	2	5	1	0	23
TCU	33	8-14	0-0	4-6	0-4	2	1	2	1	1	20	
at Oklahoma State	24	2-11	0-0	0-0	1-2	3	3	1	0	2	4	
at Texas Tech	31	3-6	0-0	2-4	1-0	1	2	1	2	0	8	
BAYLOR	20	0-6	0-0	0-2	0-1	3	1	1	0	2	0	0
at Kansas State	40	7-13	0-0	2-4	1-0	1	0	6	4	0	1	16
OKLAHOMA STATE	40	11-15	0-0	4-6	1-5	6	3	4	0	1	26	
Kansas	27	7-13	0-0	3-7	1-1	2	3	3	1	0	1	17
at TCU	32	7-14	0-0	5-9	1-2	3	3	2	5	0	0	19
KANSAS STATE	30	3-11	0-0	2-2	2-4	6	1	4	4	1	0	8
WEST VIRGINIA	15	2-5	0-0	2-2	0-1	1	4	3	4	0	0	6
at Baylor	38	6-14	0-0	2-4	1-1	2	2	5	3	0	1	14
at Kansas	24	4-7	0-0	0-0	1-3	4	3	2	4	0	0	8
at West Virginia	39	6-15	0-0	10-13	1-4	5	4	3	6	0	2	22
IOWA STATE	25	7-11	0-0	0-0	0-1	1	3	0	2	0	0	14
TEXAS TECH	20											



INDIVIDUAL GAME-BY-GAME

#12 GILEYSA PENZO

2015-16	MIN	FG	3FG	FT	O-D-T	PF	A	TO	B	S	PTS
WINTHROP	17	0-1	0-0	1-4	0-3-3	2	1	1	0	2	1
NORTH TEXAS	1	0-0	0-0	0-0	0-0-0	0	0	0	0	0	0
BYU	5	0-0	0-0	0-0	1-0-1	1	0	1	0	2	0
at Bradley	13	4-5	0-0	3-4	1-1-2	3	0	1	0	2	11
vs. Boston College	2	0-0	0-0	0-0	0-0-0	2	0	0	0	0	0
at Tulsa	4	0-0	0-0	0-0	0-0-0	1	0	0	0	0	0
UTSA	6	0-0	0-0	0-0	1-2-3	1	0	1	0	0	0
KANSAS	1	0-0	0-0	0-0	0-0-0	0	0	0	0	0	0
KANSAS STATE	4	0-0	0-0	0-0	1-2-2	1	0	0	1	0	0
TEXAS TECH	4	1-3	0-0	0-0	2-1-3	0	1	0	0	0	2
TCU	6	0-1	0-0	0-0	0-0-0	2	0	0	0	0	0
IOWA STATE	6	0-2	0-0	0-0	0-0-0	1	0	0	0	0	0
vs. Purdue	2	0-0	0-0	0-0	0-0-0	0	0	0	0	1	0

2016-17	MIN	FG	3FG	FT	O-D-T	PF	A	TO	B	S	PTS
Southern Illinois	12	1-2	0-0	0-0	0-4-4	2	3	1	1	0	0
BYU	2	0-1	0-0	0-0	0-0-0	0	0	0	0	0	0
COLORADO ST	5	0-0	0-0	0-0	0-0-0	0	0	4	0	0	0
UTRGV	13	1-1	0-0	0-0	0-2-2	1	1	0	0	1	2
TULSA	7	0-2	0-1	0-0	0-1-1	0	0	0	0	0	0
Portland State	7	0-0	0-0	0-0	0-0-0	1	1	3	0	0	0
Kansas	3	0-1	0-0	0-0	0-0-0	2	2	0	0	0	0
TEXAS TECH	2	0-0	0-0	0-0	0-1-1	0	1	0	0	0	0
IOWA STATE	2	0-1	0-0	0-0	0-1-1	0	1	0	0	0	0
KANSAS	2	0-0	0-0	0-0	0-0-0	0	0	1	0	0	0
Oklahoma State	3	0-0	0-0	0-0	0-0-0	1	0	1	0	0	0
WEST VIRGINIA	2	0-0	0-0	0-0	0-0-0	0	0	2	0	0	0
Texas Tech	3	0-0	0-0	0-0	0-0-0	0	0	0	0	0	0

2017-18	MIN	FG	3FG	FT	O-D-T	PF	A	TO	B	S	PTS
BELMONT	3	0-0	0-0	0-0	0-0-0	1	1	0	0	0	0
at DePaul	9	1-1	1-1	0-0	0-1-1	0	0	1	0	0	3
SMU	5	0-1	0-0	0-0	0-0-0	1	0	1	0	0	0
at Colorado State	8	2-3	1-2	0-0	0-0-0	2	0	0	0	0	5
at Oregon	4	1-1	0-0	0-0	0-1-1	1	0	0	0	0	2
at Little Rock	16	0-0	0-0	0-0	0-3-3	0	1	1	1	0	0
FLORIDA	10	0-0	0-0	0-0	0-1-1	2	2	0	0	1	0
at South Dakota St.	24	0-0	0-0	2-2	0-4-4	0	4	3	0	2	2
USF	38	0-0	0-0	0-0	0-4-4	3	7	1	0	1	0
NEW MEXICO	25	1-2	1-2	0-0	0-5-5	3	11	2	1	3	3
at UConn	30	1-4	0-1	1-2	0-4-4	4	2	6	0	0	3
TEXAS	17	2-4	0-2	0-0	0-1-1	1	2	4	0	1	4
at Iowa State	6	1-1	0-0	0-0	1-0-1	3	1	2	0	0	2
TCU	6	2-2	0-0	0-0	0-0-0	0	2	1	0	0	4
at Oklahoma State	14	0-1	0-0	1-2	1-2-3	2	4	2	0	1	1
at Texas Tech	11	0-1	0-0	0-0	0-0-0	1	1	3	0	2	0
BAYLOR	22	1-5	0-0	0-2	0-3-3	1	0	0	0	0	2
at Kansas State	23	3-6	0-0	0-0	0-3-3	5	2	3	0	0	6
Oklahoma State	7	0-0	0-0	0-0	0-0-0	0	0	1	0	0	0
Kansas	14	3-3	1-1	2-2	0-3-3	3	2	2	0	0	9
at TCU	16	0-1	0-1	0-0	1-0-1	3	4	1	0	1	0
KANSAS STATE	17	0-2	0-0	0-0	0-3-3	4	4	1	0	2	0
WEST VIRGINIA	26	3-3	0-0	1-2	1-5-6	2	2	4	0	3	7
at Baylor	5	0-0	0-0	0-0	0-1-1	1	0	0	0	0	0
at Kansas	14	0-0	0-0	0-0	0-1-1	3	1	2	0	0	0
at West Virginia	5	0-0	0-0	0-0	0-0-0	0	0	1	0	0	0
IOWA STATE	16	2-2	0-0	0-0	0-1-1	0	4	2	0	0	4
TEXAS TECH	21	0-0	0-0	2-2	0-1-1	1	3	1	0	1	2
at Texas	6	1-1	0-0	0-0	0-0-0	0	2	0	0	0	2
vs. TCU	10	1-3	0-0	0-0	0-0-0	1	1	1	0	0	2
vs. DePaul	31	1-3	0-1	2-2	0-7-7	3	10	2	0	2	4

#3 MANDY SIMPSON

2017-18	MIN	FG	3FG	FT	O-D-T	PF	A	TO	B	S	PTS
BELMONT	28	4-6	0-0	4-6	3-2-5	0	3	0	0	0	12
DePaul	5	0-1	0-0	0-0	0-0-0	0	0	2	0	0	0
SMU	25	2-5	0-0	1-2	4-4-8	1	0	2	2	0	5
Colorado State	21	2-7	0-0	0-0	3-4-7	2	0	2	0	0	4
at Oregon	14	0-2	0-0	0-0	3-1-4	1	0	0	0	1	0
at Little Rock	23	2-5	0-0	0-0	4-3-7	2	0	2	0	0	0
FLORIDA	9	0-3	0-0	0-0	1-0-1	2	0	3	0	1	5
at South Dakota St.	23	2-10	0-0	1-2	4-5-9	2	0	3	0	1	5
USF	7	0-1	0-0	0-0	0-0-0	1	0	1	0	0	0
NEW MEXICO	21	1-5	0-0	0-0	4-8-12	4	2	2	0	1	2
at UConn	11	1-1	0-0	0-0	1-1-2	1	1	2	0	0	2
TEXAS	24	3-4	0-0	2-6	0-3-3	0	0	0	0	1	8
at Iowa State	15	1-2	0-0	0-0	1-2-3	1	0	1	0	0	2
TCU	12	2-2	0-0	0-0	0-3-3	2	0	1	0	0	4
at Oklahoma State	2	0-1	0-0	0-0	0-0-0	1	0	0	0	0	0
at Texas Tech	14	4-6	0-0	0-0	0-2-2	1	0	3	0	0	8
BAYLOR	7	0-1	0-0	0-0	1-1-2	0	0	0	0	0	0
at Kansas State	12	0-1	0-0	0-0	0-2-2	1	0	1	0	0	0
OKLAHOMA STATE	2	0-0	0-0	0-0	0-0-0	0	0	2	0	0	0
KANSAS	15	0-1	0-0	0-0	1-2-3	1	0	0	0	0	0
KANSAS STATE	12	0-2	0-0	0-0	1-0-1	1	0	1	0	0	0
at Kansas	8	0-2	0-0	0-0	3-1-4	1	0	1	0	0	0
IOWA STATE	3	0-0	0-0	0-0	0-0-0	0	0	0	0	0	0
TEXAS TECH	6	0-0	0-0	1-2	0-3-3	0	2	0	0	0	1
vs. TCU	5	0-2	0-0	0-0	0-1-1	0	0	0	0	0	0

BOLD AND ALL CAPS INDICATES HOME GAMES

OKLAHOMA

WOMEN'S BASKETBALL



THE STAFF

ELEVATE



SHERRI COALE

HEAD COACH

23RD YEAR

Overall Record: 481-242 (.665) | 19 NCAA Tournament Appearances
Hometown: Healdton, Okla. | **Alma Mater:** Oklahoma Christian, '87
Husband: Dane; **Son:** Colton; **Daughter:** Chandler

Rare is the coach who embraces the balance of student and athlete like Sherri Coale. Even fewer teams have had success while emphasizing the books on the same level as the game of basketball.

The symmetry is a trademark of Coale's program.

She meticulously prepares her athletes to excel in the classroom and on the hardwood. In essence, master the game of life and the challenges presented on the court will fall like dominoes.

Those obstacles have routinely been bulldozed during Coale's 22 years as the head coach of Oklahoma.

The numbers speak for themselves.

Take for example the six Big 12 regular season championships, 64 All-Big 12 selections, the 127 Academic All-Big 12 honors, the four Big 12 Tournament championships, the 15 All-District Academic Team members, the 19 straight NCAA Tournament appearances, the four CoSIDA Academic All-America Team members, 13 All-Americans, three Final Fours and nine Sweet 16 appearances.

The foundation was laid years ago during a humble upbringing in the oil mining town of Healdton, Okla. Those morals have stood as the roots of Oklahoma women's basketball for two decades.

Now they are flourishing on an elite level.

That progress and consistent success has elevated Coale to elite status in college basketball as well a spot in the Women's Basketball Hall of Fame.

THE BIG DANCE

Coale's previous years were just stepping stones to national prominence as she guided Oklahoma to its first NCAA Final Four and national championship game during the 2001-02 season. The Sooners defeated Duke, 86-71, in the NCAA semifinals and



» **Sherri Coale** is just one of eight active coaches to lead their programs a three Final Fours. During her tenure, she has coached 64 All-Big 12 selections, six Big 12 Player of the Year winners and seven Big 12 Freshman of the Year winners, which leads the conference.

lost to top-ranked and undefeated Connecticut, 82-70, in the title game.

By the conclusion of the greatest run in program history, OU had produced its best record in school and Big 12 Conference history (32-4); won its third consecutive Big 12 regular season title; ended the season with its highest ranking ever (No. 2 in the Associated Press and ESPN/USA Today Coaches polls); and captured its first NCAA Regional and Big 12 Tournament titles.



That season, Coale also had three players selected in the first round of the WNBA draft: Stacey Dales (3rd/ Washington); LaNeishea Caufield (14th/Utah); and Rosalind Ross (16th/Los Angeles).

Oklahoma revisited the record books in 2009 with another 32-win season. The Sooners completed another trek through the Big 12, resulting in its sixth season championship, and the Oklahoma City Regional.

The Sooners finished the season No. 4 in the polls following a buzzer-beating heartbreak in the national semifinals to Louisville.

The Sooners' 2010 Final Four run was defined by resiliency as the team was healing from the graduation of two of its most productive players in history and the loss of Whitney Hand to a season-ending ACL injury after five games.

Still Coale, referred to by many as her best coaching effort to date, guided the Sooners to their second straight national semifinals appearance.

PACKING THE LLOYD NOBLE CENTER

With these outstanding accomplishments and media exposure, Coale has sparked excitement across the state and nation. Oklahoma has ranked among the nation's top 20 in women's basketball home attendance for the last decade, including five consecutive top-eight finishes and a record high third-place finish in 2008 with an average of 10,253.

The top 50 largest crowds to see OU women's basketball all occurred during Sherri Coale's tenure, including the record 12,205 that attended OU's 2008 win against Oklahoma State. The Sooners first surpassed the 10,000 attendance mark on Dec. 29, 1999, against top-ranked Connecticut (10,713 fans). In 2008-09, OU drew more than 10,000 in six different home games.

As the victories came, so did Sooner fans. Nearly two million have watched an OU women's basketball game since Coale's arrival. Coale produced her first winning season in 1999 as OU played in front of 1,558 fans per game. Her 2002 Final Four team



drawn an impressive 6,606 fans per game and all of the attendance records have been re-written.

But Coale's plan isn't just taking place on the hardwood floor of Lloyd Noble Center. She has worked hard to show the public that the athletic and academic pursuits of OU players should be challenged to the fullest. All the while, she was making sure her players understood that the methods and rules of her program would make them better athletes and better students who would be able to adapt to the outside world once school was completed.

Coale, who was an NAIA Scholar-Athlete Award winner and graduated summa cum laude from Oklahoma Christian, is a firm believer in succeeding in the classroom as well as on the court.

COALE'S ACCOLADES

- ▶ Women's Basketball Hall of Fame - Class of 2016
- ▶ Four-time Big 12 Coach of the Year
- ▶ Kay Yow Cancer Fund, President, 2015-pres.
- ▶ USA Basketball World University Games (Head Coach), 2013
- ▶ WBCA District V Coach of the Year, 2009
- ▶ WBCA District V Coach of the Year, 2006
- ▶ Norman High School Hall of Fame inductee, 2002
- ▶ Naismith Coach of the Year, finalist, 2002
- ▶ Naismith Coach of the Year, finalist, 2001
- ▶ WBCA District V Coach of the Year, 2001
- ▶ AP Coach of the Year Runner-Up, 2000
- ▶ WBCA District V Coach of the Year, 2000



SHERRI COALE

Under Coale's guidance, her teams have consistently produced some of the highest grade point averages within the Athletics Department and posted a combined team GPA of 3.0 or better for a program record 37 of 44 semesters since 1996. Four teams (1999, 2001, 2002, 2003) have been named to the Top 25 WBCA Academic Team Honor Roll, while 61 players have earned Academic All-Big 12 honors 127 times.

One of Coale's proudest moments was when former Sooner standout Stacey Dales became OU's first player to earn Academic and Athletic All-America honors in the same season (2001-02). Dales also was voted the 2002 Verizon Academic Student-Athlete of the Year for all NCAA Division I sports. Dales was later joined on the Academic All-America list by Theresa Jantzen in 2003 and Caton Hill in 2004.



SOONER STANDOUTS

OU's most prominent player is obviously Courtney Paris. Recruited with her sister, Ashley, out of California, Paris became the first player in Oklahoma state history, man or woman, to win AP National Player of the Year.

Paris set a record nearly every time she stepped on the court. She was the first four-time All-American by the Associated Press and U.S. Basketball Writers' Association and the first college basketball player ever, regardless of gender or division, to record 2,500 career points and 2,000 career rebounds.

Paris ended her career owning 20 NCAA, 57 Big 12 Conference and 69 Oklahoma records -- her most famous being a streak of consecutive games with a double-double that lasted 112 games.

Stacey Dales became Coale's first Olympian and the school's first two-time Kodak first team All-America selection. She played on the 2000 Canadian National Basketball team that participated in the Olympic Games in Sydney, Australia. Dales also repeated her Big 12 Player of the Year and All-Big 12 first team honors in 2001 and 2002.

In addition to these two standout players, Coale has coached three players to Big 12 Player of the Year honors five times, 26 players to all-conference honors 59 times and four players to First-Team All-America status. She has also developed 14 players

into WNBA draft selections: Dales, Caufield, Ross, Maria Villarroel (2004); Phylesha Whaley (2000); Dionnah Jackson (2005); Leah Rush (2007); Ashley and Courtney Paris (2009); Abi Olajuwon, Nyeshia Stevenson and Amanda Thompson (2010), Danielle Robinson (2011) and Whitney Hand (2013).

Caufield also repeated her All-Big 12 second team honors en route to earning honorable mention Kodak accolades. Hill and Ross appeared on the All-Big 12 third team, while Dales and Jackson were voted to the Big 12 All-Tournament team. Caufield was voted the Defensive Player of the Year by the Women's Basketball News Service and was selected as a Defensive All-American by the Women's Basketball Journal in 2001. Jackson, after appearing on the All-Big 12 second team for two seasons, received first team All-Big 12 honors and honorable mention Kodak All-America honors for the 2005 season.

USA BASKETBALL

Coale and her Sooners have also been honored by USA Basketball. During the summer of 2005, the Sooner mentor was named to the USA Basketball Committee by the NCAA. She served on the national board through 2008.

Previously, Coale had served as an assistant coach on the 2001 USA Basketball Women's Junior World Championship Team that won a bronze medal in Brno, Czech Republic, in July 2001.



Leah Rush made her debut with USA Basketball when she was invited to the 2005 USA Basketball Women's National Team Trials. Rush, an Amarillo, Texas, native, was one of the 16 finalists for a spot on the USA World University Games Team.

Ashley and Courtney Paris had international experience before they even donned a Sooner uniform. Both earned gold medals on the 2004 USA Basketball Youth Development Festival West Team. The twins were also invited to tryouts for the 2004 Junior National Team, 2005 USA U19 World Championship Team and the 2006 USA U20 World Championship Team. Courtney went on to make all three teams and earned three gold medals in three international tournaments with the squads. Courtney Paris was the youngest member of the U.S. Senior National Team in 2008.

Welch and Hill represented OU and USA Basketball during the summers of 2003 and 2001, respectively. Welch, a native of Plainview, Texas, was one of 12 Big 12 All-Stars who represented USA Basketball during the 2003 World University games. Hill was Coale's first player to make a USA Basketball squad. The former Ada, Okla., standout helped the United States to a gold medal at the 2001 World University Games in Beijing, China.

Danielle Robinson won gold with the 2009 World University Games team and was invited to participate with the USA National Team in its 2010 spring training.

Most recently, Coale coached the USA Basketball World University Games team, which included Sooner Aaryn Ellenberg, to a gold medal in the summer of 2013 in Kazan, Russia.

SERVING OTHERS

Getting her teams involved within the Sooner family and the community has always been a priority for Coale. She believes it's important for her student-athletes to give back to the community that supports them.

Each player under Coale's supervision has participated in the Sooner Big Sis Program, a program that enables players to volunteer their time as mentors and teacher's aides to elementary schools in the Norman community.

In addition, each season the team gives back to the community by volunteering its time to a non-profit organization. In 2010, the team was involved with Norman's Food and Shelter for Friends, caring for the more than 600 homeless and transitioning families in the local area and, in 2011, OU teamed with ABLE - Able Bodies Learning to Excel.

In previous years, the team has volunteered with the Mary Abbott Children's House, Habitat for Humanity, the Oklahoma City's Children's Hospital, J.D. McCarthy Center for Children with Developmental Disabilities in Norman, the Children's Miracle Network, the CCFI, the United Way's "Meals on Wheels," Race for the Cure and the Norman Women's Resource Center and Battered Women's Shelter.

Additionally, the women's basketball team and many other OU programs have made it an annual event to help host and run the Norman area Special Olympics. Beginning Sept. 1, 2012, Coale began an



» Under **Sherri Coale's** direction, the Sooners have appeared in 19 consecutive NCAA Tournaments, won more Big 12 games than any team in the league and had unprecedented success in the classroom with four CoSIDA Academic All-Americans.



SHERRI COALE

appointment to the board of directors of the Kay Yow Cancer Fund, and now serves as president of the organization, a position she has held since 2015.

BEFORE OU

After graduating from Oklahoma Christian, Coale received her first coaching assignment at Edmond Memorial High School, serving a two-year term as an assistant coach.

The next stop was as the head coach of the Norman High School girls' basketball team from 1990-96.

The OU transformation that Coale has spearheaded is strikingly similar to the changes she made at Norman High. She took a declining program and after an 11-12 performance in 1990, her debut season, the Lady Tigers never had a losing record under her tutelage.

By the time she left for OU, Coale had directed NHS to two Class 6A state championships and a 147-40 career record. Her final two Norman teams went 53-2. Coale was honored as the region, all-state and Big All-City High School Coach of the Year in 1993.

Through the success of her high school teams, Coale

had several players earn NCAA Division I basketball scholarships, including Stacy Hansmeyer to Connecticut (1997-2000), Sarah Dimson to Stanford (1998-2001) and Sunny Hardeman (1998-01) and Shannon Selmon (1999-2002) to Oklahoma.

After being out of the high school ranks for six years, Hansmeyer and Coale were inducted into Norman High School Hall of Fame together in February 2002. For Coale's life accomplishments, the community of Haulton, Okla., declared August 26, 2001, as "Sherri Coale Day."

Coale isn't the only coach in her household. Her husband Dane, whom she met while at OCU, was formerly the head baseball coach at Purcell High School. She married the former OCU baseball player in June 1987.

The couple has two children, son Colton, 26, and daughter, Chandler, 22. The former Sherri Buben and her brother, Jack, are the children of Beverly Stash and Joe Buben. Jack has 18-year-old twins, Jackson and Jaycie.

COALE'S YEAR-BY-YEAR COLLEGIATE COACHING RECORD

Year	School	Overall		Conference				Postseason
		W	L	W	L	Place	Tourney	
1996-97	Oklahoma	5	22	1	15	12th	0-1	—
1997-98	Oklahoma	8	19	4	12	T-10th	0-1	—
1998-99	Oklahoma	15	14	8	8	T-5th	0-1	WNIT (1-1)
1999-00	Oklahoma	25	8	13	3	T-1st	0-1	NCAA (2-1)
2000-01	Oklahoma	28	6	15	1	1st	2-1	NCAA (2-1)
2001-02	Oklahoma	32	4	14	2	1st	3-0	NCAA (5-1)
2002-03	Oklahoma	19	13	9	7	T-5th	1-1	NCAA (0-1)
2003-04	Oklahoma	24	9	9	7	6th	4-0	NCAA (1-1)
2004-05	Oklahoma	17	13	8	8	T-6th	1-1	NCAA (0-1)
2005-06	Oklahoma	31	5	16	0	1st	3-0	NCAA (2-1)
2006-07	Oklahoma	28	5	13	3	T-1st	3-0	NCAA (2-1)
2007-08	Oklahoma	22	9	11	5	T-3rd	0-1	NCAA (1-1)
2008-09	Oklahoma	32	5	15	1	1st	1-1	NCAA (4-1)
2009-10	Oklahoma	27	11	11	5	T-2nd	2-1	NCAA (4-1)
2010-11	Oklahoma	23	12	10	6	T-3rd	1-1	NCAA (2-1)
2011-12	Oklahoma	21	13	11	7	T-2nd	1-1	NCAA (1-1)
2012-13	Oklahoma	24	11	11	7	T-3rd	1-1	NCAA (2-1)
2013-14	Oklahoma	18	15	9	9	6th	0-1	NCAA (0-1)
2014-15	Oklahoma	21	12	13	5	2nd	1-1	NCAA (1-1)
2015-16	Oklahoma	22	11	11	7	T-4th	1-1	NCAA (1-1)
2016-17	Oklahoma	23	10	13	5	3rd	0-1	NCAA (1-1)
2017-18	Oklahoma	16	15	11	7	T-3rd	0-1	NCAA (0-1)
Total (22 Years)		481	242	236	130		25-18	31-19



PAM DECOSTA

ASSISTANT COACH

10TH YEAR

Hometown: Denver, Colo.

Alma Mater: Metropolitan State, '91

Pam DeCosta is in her 10th season overall after returning to the University of Oklahoma as an assistant prior to the 2011-12 season. The move brought DeCosta back to the Sooners, where she had a two-year stint as an assistant on Sherri Coale's first OU staff.

DeCosta returned to the Sooners after four seasons as head coach at San Jose State University. There, she led the Spartans to their first victory over a ranked opponent in nearly three decades and the program's fifth Western Athletic Conference tournament victory in its history.

Since her return to Oklahoma, DeCosta has worked primarily with OU's post players and served as the Sooners' lead recruiter. She mentored Vionise Pierre-Louis to the 2016 Big 12 Sixth Man of the Year Award.

Pierre-Louis was also a All-Big 12 First Team pick in 2018 and finished her career as just the second OU player to record 1,200 points, 800 rebounds and 200 blocks as a Sooner.

She also developed Kaylon Williams into a two-time All-Big 12 selection. Williams ranked fourth nationally in field goal percentage in the 2014-15 season.

DeCosta was an assistant for Coale's first two seasons at OU and was instrumental in building its championship foundation, having recruited some of the program's most distinguished student-athletes, including two-time All-American and two-Big 12 Player of the Year Stacey Dales.

Between her stints at OU, DeCosta was an assistant at the University of Kansas for a total of eight seasons (1994-96 and 1999-2003). During her time at KU, the Jayhawks won a Big Eight championship



and made five NCAA Tournament appearances, including a trip to the Sweet 16 in 1996.

Prior to coaching the Spartans, DeCosta was the head coach at Lynn University in Boca Raton, Fla., taking a team that won five games in her first season to double-digit wins each of the next three years.

A 1986 NAIA All-American from Mesa State College in Grand Junction, Colo., DeCosta was inducted into the Rocky Mountain Athletic Conference Hall of Fame in 2007.



CHAD THRAILKILL

ASSISTANT COACH

17TH YEAR

Hometown: Norman, Okla.

Alma Mater: Southern Nazarene, '93

Wife: April; **Daughters:** Shelby and Sadie; **Sons:** Brayden and Hudson

Chad Thrailkill is in his 15th season as an assistant coach after serving as director of basketball operations for two years. The former high school head coach was hired as an assistant prior to the 2004-05 season.

Thrailkill's duties with the Sooners include working with the Sooner guards and assisting with recruiting efforts, opponent scouting, practice planning and facility scheduling. In charge of the team's defensive schemes, Thrailkill also concentrates on implementing the team's defensive philosophy.

Prior to joining the Sooners, Thrailkill served as head coach for the Norman North High School boys' basketball program. Thrailkill was named Mid-State Conference Coach of the Year after guiding the boys' team to the 2002 regional title. In 2001, he coached NNHS to the school's first state playoff appearance.

Thrailkill is extremely familiar with Coale's style of play as he served as an assistant to her at Norman High. The two produced a three-year record of 76-7 (.916 winning percentage), coached two teams to the state playoffs (1994, 1996) and produced one state championship title (1996).

Together, Coale and Thrailkill have produced a combined record of 405-153 (.726), including a 305-147 (.675) mark at OU, when they team together on the same coaching staff.

Thrailkill also served a four-year stint as head girls' basketball coach at Westmoore High School

from 1996 to 2000, where he coached former Sooner Erin Higgins for two years. His 2000 squad finished second in the state with an overall record of 25-3, while the 1999 team won the state crown with a 25-4 mark.

For his coaching performance, he was named the region, Mid-State Conference and Big All-City Coach of the Year. He was also invited to serve as an assistant coach for the Jim Thorpe All-Star Games that summer.

As an athlete, Thrailkill accepted a basketball scholarship to Lenoir-Rhyne (Hickory, N.C.). After one season, he transferred to Southern Nazarene (Bethany) where he was a three-year letterwinner. He also earned a Bachelor of Science in physical education from SNU in 1993.

He and his wife, April, have an 19-year-old daughter, Shelby; two sons, Brayden, 16, and Hudson, 13, and 11-year-old daughter, Sadie.





COLTON COALE

ASSISTANT COACH

1ST YEAR

Hometown: Norman, Okla.

Alma Mater: Oklahoma, '15

Wife: Morgan

Colton Coale is in his first season as an assistant coach for the Oklahoma women's basketball program after serving as the player development specialist in 2017-18.

Coale joined OU's staff prior to the 2015-16 season, serving as the program's graduate assistant. As an assistant, Coale will work exclusively with the team's guards and coordinate offensive gameplans.

As the son of Sooners' head coach Sherri Coale, he has seen the building of the program from day one.

Coale has spent time in a variety of roles with program. As an undergraduate student, he spent four seasons as a member of OU's male practice squad, while also serving as the radio analyst on the Sooner Radio Network with Brian Brinkley for two seasons. During his two years as a graduate assistant, Coale worked on scouting future opponents, helped develop practice plans and implemented new skill techniques for the Sooners.

In his role as player personnel specialist, Coale evaluated film of OU's practices and its opponents, helps coordinate the Sooner Sessions Coaches Clinic and works in an outreach role with local high school coaches.

Coale graduated with his bachelor's degree from the University of Oklahoma in 2015 and recently wrapped up his Master's degree in 2017.

He is married to former Sooner point guard Morgan (Hook) Coale, who was a three-year starter for the program and a two-time All-Big 12 honorable mention selection.





JAN ROSS

CHIEF OF STAFF

23RD YEAR

Hometown: Chickasha, Okla.

Alma Mater: Oklahoma Christian, '86

Jan Ross is entering her 23rd season on the OU staff and serves as the program's chief of staff. Ross has played an instrumental part in rebuilding the Oklahoma program and has helped head coach Sherri Coale turn the Oklahoma women's basketball program into a nationally recognized name.

Ross served 22 seasons as an assistant coach before transitioning into the role of chief of staff prior to the 2018-19 season. Ross oversees academic progress for students-athletes, break down film of OU's practices and opponents, assist OU's coaching staff with various initiatives and work in an outreach role with the community and local high school coaches.

Since Ross' arrival, the Sooners have won six Big 12 Conference regular season titles, four Big 12 Postseason Championships, produced 15 20-plus win seasons and advanced to 19 consecutive NCAA Tournaments. Ross also helped OU to the 2002 National Championship game and back-to-back national semifinal appearances in 2009 and 2010 along with nine Sweet 16 appearances.

Ross has been extremely active in all phases of Oklahoma's emergence into the national spotlight. Ross' area of emphasis includes coaching OU's frontcourt, recruiting and scouting opponents. Not only is her expertise with post players essential, but Ross is a mastermind when it comes down to the Xs and Os of the game. She is also one of the top recruiters in the game. Ross' recruiting efforts have ensured that the Sooners will remain one of the top women's basketball programs in the country.

In addition to the Sooners' team accomplishments with Ross on the sideline, OU post players have flourished individually. She has helped Phylesha Whaley, Courtney Paris and Caton Hill develop into three of the top post players in the country. All three players are among the best in Oklahoma history and the records books illustrate it.

In past seasons, Ross monitored the academic progress of each student-athlete. As a team, the Sooners have posted a team GPA of 3.0 or better for 37 of the 44 semesters she has been at OU and have had four student-athletes earn Academic All-America first team honors under Ross' watch. Oklahoma has produced 127 Academic All-Big 12 selections in 22 seasons.

As a player at Oklahoma Christian, she collected numerous playing and academic honors including NAIA honorable mention All-America, All-District IV and All-Sooner Athletic Conference selection as a senior. She also was an NAIA Scholar Athlete and was elected to Who's Who. An all-state athlete at Putnam City West, Ross ranks 11th on Oklahoma Christian's career scoring list with 1,348 points. She holds the school record for career steals (300) and completed her career with a .537 field goal percentage and 494 assists.

After ending her collegiate career with Oklahoma Christian, Ross joined the program as an assistant coach for five years and served as assistant athletics director for two years. This Oklahoman was inducted into her alma mater's Athletics Hall of Fame in February 2003. Ross also gained coaching experience at Broken Arrow (1995-96) and Del City high schools (1991-95) as head coach.

The Chickasha, Okla. native received her bachelor's degree in mathematics with a minor in physical education from Oklahoma Christian University (1986) and her master's degree in sports administration from the University of Oklahoma (1990).



GUY AUSTIN

DIRECTOR OF OPERATIONS

13TH YEAR

Hometown: Seminole, Okla.

Daughter: Alex; **Son:** Cameron

Bringing a wealth of executive experience in corporate, sports and family-owned businesses, Guy Austin joined the OU women's basketball program as Director of Operations in July 2006.

The Seminole, Okla., native left his job as Director of Sales and Marketing with Oklahoma City's Chesapeake Energy Center and Cox Business Services Convention Center to pursue the new venture with OU.

The position is not a major change of scenery for Austin, who has worked daily with sports and entertainment entities since 2000. Austin was part of the management group that hosted the NBA's New Orleans/Oklahoma City Hornets, minor league hockey's OKC Blazers and the Arena2 Football League's OKC Yard Dawgz. This is in addition to numerous live concerts and shows from a variety of prominent artists.

Austin manages the team's finances and team travel. He also oversees the OU Fast Break Club and the Honorary Coach Program, in addition to assisting in the numerous marketing aspects for the Sherri Coale-led team.

While with the Ford and Cox Centers, Austin was responsible for the oversight and implementation of marketing and sales strategies. He managed a team of five full-time employees in the execution of premium seating sales, corporate partnerships and event awareness. In addition to being responsible for customer satisfaction and community relationships, he also worked closely with the upper-level management team in event operations and problem solving.

Prior to his position as director of sales and marketing, he also served as sales manager for the OKC arenas and director of special events for Express Sports.

Before joining the corporate sector, Austin was the owner and operator of Austin Land and Cattle, L.L.C. Austin oversaw the 1,600-acre ranch and 1,000 head purebred cattle operation in his hometown of Seminole. He also handled all sales, advertising and marketing.

Austin's last name is very familiar to Sooner fans. His grandfather's name appears on the Jimmie Austin OU Golf Club. Additionally, Jimmie Austin has endowed a women's basketball scholarship in honor of his late wife, Marie. Guy Austin's uncle, Paul, was also the chairman of the OU Board of Regents.



»The Austin Family



BRETT FRANTZ

STRENGTH & CONDITIONING

4TH YEAR

Hometown: Balko, Okla.

Alma Mater: Southwestern Oklahoma State, '13

Brett Frantz is in his fourth season as an assistant strength and conditioning coach at the University of Oklahoma where he works with the Sooners' women's basketball and men's tennis teams.

Frantz is familiar with Oklahoma women's basketball after serving as a graduate assistant for strength and conditioning during the 2014-15 season.

He helps coordinate daily workouts, monitors nutrition and assists in day-to-day planning for practice.

Prior to joining the staff at OU, Frantz worked for one season as a volunteer assistant coach at the University of Texas, working primarily with the Longhorns' men's basketball team.

A graduate of Southwestern Oklahoma State University in Weatherford, Okla., Frantz played four seasons for the Bulldogs' men's basketball team.

Frantz earned his Master's degree in intercollegiate athletic administration from OU in the spring of 2016. He has earned certifications from the National Strength and Conditioning Association (NSCA) and the Gray Institute.



Ethan Burton
Video Coordinator
(Fourth Year at OU)



Drew Gaschler
Director of Marketing
(Fourth Year at OU)



Connor Madole
Graduate Assistant
(Second Year at OU)



Brittani Merrick
Athletics Trainer
(Eighth Year at OU)



Tyler Pigg
Director of
Communications
(Fourth Year at OU)



Kelsey Reynolds
Office Manager
(Second Year at OU)



Cade Scott
Equipment Manager
(Second Year at OU)



Hannah Smith
Asst. Director of
Marketing
(Second Year at OU)



Grant Wade
SoonerVision
(Sixth Year at OU)

» STUDENT SUPPORT STAFF



Carlee Apel
Student Manager



Sierra Bailey
Student Manager



Isaiah Gatewood-Flowers
Student Manager



Addy Goodson
Student Manager



Hill Harden
Student Manager



Mikaela McGraw
Student Manager



JAMES L. GALLOGLY

14TH PRESIDENT

1ST YEAR

Hometown: St. John's, Newfoundland

Alma Mater: Colorado, '74

Wife: Janet; **Daughters:** Kelly, Kasey and Kim

The University of Oklahoma Board of Regents announced on March 26 the selection of James L. "Jim" Gallogly, 65, a leading American business executive and OU alumnus, as the University's 14th president. Gallogly succeeded David L. Boren, who retired on June 30.

"Jim Gallogly is a world-class, in-demand transformative leader, and we're honored to have him as our new president," said Clayton I. Bennett, chairman of OU's Board of Regents. "Throughout his career, he's been incredibly successful. He is a builder known for having strategic vision, for managing large and complex organizations, and for mentoring and inspiring great teams to achieve results — leadership qualities we value for the future. Jim's skill set is a perfect match for this unique time in our history."

"I'm here because I love the University of Oklahoma," said President Gallogly. "It's a privilege to be part of the University, and I will work tirelessly with our outstanding students, faculty and administration as we achieve new standards of academic excellence."

Boren, who was among America's longest-serving university presidents, stepped down after leading OU for 23 years. His retirement came after completing 51 years of public service in the Oklahoma Legislature, as governor of Oklahoma, U.S. senator and OU's president. Under Boren's leadership, the University emerged as a "pacesetter university in American public higher education," with 31 major new programs initiated during his tenure.

"I have known Jim Gallogly for many years," said Boren. "He is a person of exceptional ability and has been a committed supporter of the University. He truly loves the University and our students. He and his wife Janet will be worthy leaders of our University family. Molly and I both wish them well and will do all that we can to help them and the University that means so much to all of us."



» James and Janet Gallogly

Bennett added that Gallogly impressed the Board of Regents as a charismatic and inspirational leader. "It's impressive to know that many leaders he's mentored and developed during his career have ascended to become CEOs," Bennett said. "He'll lead from the front, working with teams at every level and teaching in the classroom as he takes on his next major career challenge. While Jim may not come from the academy, we know he'll draw skillfully on OU's world-class faculty, who will be critical in assisting him during this transition."

Bennett said OU's search process was led by a recognized national search firm and a representative search committee composed of 17 faculty, students, staff professionals and community members. David Rainbolt and Dr. Gregg A. Garn, Dean of the



Jeannine Rainbolt College of Education, served as chair and vice-chair, respectively, of the search. The committee initiated its work on Nov. 13, 2017. It met six times, reviewed a broad pool of applicants and ultimately selected 13 candidates for interviews. After robust debate, the committee presented seven finalists for the Board of Regents to review. The board conducted in-depth interviews with all seven candidates who were a mix of traditional and non-traditional candidates, both internal and external to the University. Following this thorough evaluation process, Regents unanimously selected Gallogly to become president.

Gallogly was former chairman and chief executive officer of LyondellBasell, a company he joined while it was in Chapter 11 bankruptcy. He and his team guided the company out of bankruptcy in record time and successfully repositioned it as one of the world's largest petrochemical, polymers and refining companies, with 2014 revenues of \$45.6 billion and earnings of \$4.1 billion (the year preceding his retirement).

In addition to LyondellBasell, Gallogly also served for 29 years in executive roles with ConocoPhillips, Chevron Phillips Chemical Company and Phillips Petroleum Company, beginning his career in the energy business in northeast Oklahoma with Phillips in 1980. Prior to that, Gallogly practiced law with a private firm in Denver, Colo.

Gallogly received a Bachelor of Arts degree from the University of Colorado at Colorado Springs, Colo., in 1974 and a J.D. degree from the OU College of Law in 1977. Gallogly also completed the Advanced Executive Program at the J.L. Kellogg Graduate School of Management at Northwestern University in 1998.

He is a member of the OU Gallogly College of Engineering Board of Visitors and the University of Colorado Engineering Advisory Council, as well as an executive committee member of the MD Anderson Cancer Center Board of Visitors in Houston, Texas. Healthcare industry experience he's gained through the private sector and his board service to the MD Anderson Cancer Center will be integral to his work as president with OU's Health Sciences Center.

Gallogly was born in St. John's, Newfoundland, on Sept. 1, 1952. He is one of 10 children of Tom and Margery Gallogly. He and his wife, Janet, have been married 43 years and have three daughters (Kelly Gray, Kasey DeLuke and Kim Gallogly), as well as four grandchildren (Ella and Vivian Gray, and Tony and Benny DeLuke).



JOE CASTIGLIONE

**VICE PRESIDENT FOR INTERCOLLEGIATE ATHLETICS AND
DIRECTOR OF ATHLETICS**

20TH YEAR

Hometown: Fort Lauderdale, Fla.

Alma Mater: Maryland, '79

Wife: Kristen; **Sons:** Joseph and Jonathan

When Joe Castiglione was hired to be director of athletics for the University of Oklahoma, he knew all about the success that was part of OU's history. He also knew that the OU program was seeking stability and direction. In his 20 years at Oklahoma, he has led the efforts that have produced 18 national championships, nearly half of the all-time total. He has celebrated 88 conference titles, record GPAs and graduation rates. The success enjoyed in his tenure has ensured the Sooner legacy will continue to grow.

Castiglione inherited one of the most storied programs in college athletics and he went to work by creating a positive culture that emphasized core values, a dynamic mission and a collaborative spirit. The goal has been to create the "destination of choice" and a world-class experience for student-athlete development.

The 2017-18 school year yielded another accomplished campaign in school history with one national championship after a school record of four the previous year. That school record in 2016-17, combined with three national titles in 2015-16, gave OU a nation-leading seven in two years. Seventeen of 21 sports sent the full team or individuals to an NCAA championship.

Men's gymnastics won its fourth consecutive national title and the women's gymnastics team finished as the NCAA runner-up by the slimmest of margins. The football team finished third while the Sooner softball team also finished fifth. The men's golf team added a fifth-place finish. The title won by the men's gymnastics team continued a streak of at least one national title for a sixth consecutive year.

The Learfield Director's Cup recognizes overall program excellence. Evidence of OU's commitment to program excellence since Castiglione's arrival is that in 17 of his 20 years, the Sooners have ranked in the top 25.

As dominant as the commitment to excellence in competition is, an even more impressive set of numbers was being posted in the classroom. Sooner student-athletes had a 13th consecutive semester of a cumulative GPA at 3.0 or higher at the close of the academic year. The 3.13 cumulative GPA for the spring 2018 semester was a record for OU. That productivity in the classroom has translated into an 85-percent graduation rate for the Sooners.

A place where competitive dreams come true and academic excellence are the expectations, not the exceptions, is part of a values-focused culture driven at OU by Castiglione with the full support of OU's Board of Regents and University administration.

Upon his arrival, the 11th and second longest serving director of athletics at OU, Castiglione made a number

of changes, and, in the process, created a team of administrators, 10 of whom have gone on to other Division I athletics director posts, coaches and support staff who pursue and achieve lofty goals under the banner of ethical integrity.

That extends into the department's finances. OU Athletics, one of the few remaining self-sustaining departments nationally, has closed the books in the black each of the last 20 years. Castiglione's responsible approach has benefitted the general campus, as well. Through direct and indirect support, the athletics department provides more than \$9 million annually to OU's academics budget. It also established an endowment at Bizzell Library and partnered with the president's office to eliminate the admission fee at OU's internationally known Fred Jones Jr. Museum of Art.

Facility improvement and construction of athletics facilities have been carried out at a record pace and Castiglione takes pride in the fact that those improvements have been funded with private donations. Gaylord Family Oklahoma Memorial Stadium underwent a \$160 million renovation that included filling in the bowl and creating new seating options for Sooner fans and new team facilities, including locker room, training room, strength and training center and offices. Other improvements are planned throughout the historic facility in the Stadium Master Plan that includes multiple phases. A \$7 million dollar improvement to the men's and women's basketball facilities at Lloyd Noble Center has been completed and a \$22 million plan to build a new softball stadium was recently approved. A master plan for \$10 million in renovations at baseball is also on the books. These projects follow the completion of the \$75 million Headington Hall, which provides housing for the general student population as well as student-athletes. The state-of-the-art building, which has won the President's Trophy as the outstanding housing unit four of the last five years, opened in August 2013 and makes OU the leader in providing an engaging community living option for OU students.

Castiglione is quick to give full credit to the student-athletes and coaches, the staff, the OU Board of Regents, University administration, the donors and the fans for the success experienced during his tenure. It's a team approach that he has embraced throughout his successful career in athletics.

In recognition of the many achievements of his OU tenure, Castiglione was named Co-National Athletic Director of the Year in May 2018 by *Sports Business Journal*. He had been a finalist for that award in 2016 and also had won the award in May 2009. A survey conducted by *Sports Illustrated* in the summer of 2017 named him the best athletics director in the country. He received the 2018



Katha Quinn Award from the U.S. Basketball Writers of America for exceptional service to the media. He will be inducted into the Oklahoma Sports Hall of Fame as a member of the Class of 2018. The National Football Foundation and College Hall of Fame named him the 2013 recipient of the John L. Toner Award. In April 2014, Castiglione received the Abe Lemons/Paul Hansen Award for Sports Excellence from Oklahoma City University.

His peers have honored him as well. In November 2012, the United States Sports Academy named him the winner of the Carl Maddox Sports Management Award. In October 2004, the Bobby Dodd Foundation named him Athletics Director of the Year. In 2003, he was inducted into the National Association of Collegiate Marketing Administrators Hall of Fame. In June 2001, he received the General Robert R. Neyland Athletic Director Award for lifetime achievement from the All-American Football Foundation. The National Association of Collegiate Directors of Athletics (NACDA) named him Central Region AD of the Year in 2000.

The achievement that may bring him the most pride came in May 2007 when he completed a master's of education degree from OU. Subsequently, he became an adjunct professor in the Jeannine Rainbolt College of Education, teaching graduate classes in Marketing, Development and Leadership in Higher Education. He serves on the College's Board of Advocates. He was recently recognized for his distinguished service by OU's College of Arts & Sciences.

Castiglione was instrumental in the athletics department's major campaign, Great Expectations: The Campaign for Sooner Sports. The then largest fund-raising effort in OU athletics history included projects that impacted each of OU's 21 sports and has become a national model for intercollegiate athletics. The campaign ended three years later with more than \$125 million raised and that figure has now grown to over \$500 million as funds continue to be raised for facility improvements and scholarship endowments.

Hired on April 30, 1998, Castiglione joined the Sooner family after serving as athletics director at Missouri. In his 17-year career with the Tigers, Castiglione, who was named MU athletics director on Dec. 15, 1993, was credited with rebuilding sports programs, hiring outstanding coaches, implementing an innovative master plan for facilities, inspiring record-setting increases in fund-raising and balancing the budget in each of his five years as AD.

A 1979 Maryland graduate, Castiglione received the University's Distinguished Alumnus Award in April 2007 and he was inducted into the State of Missouri's Sports Hall of Fame in November 2015. His career journey began as the sports promotions director at Rice. He then worked a year as director of athletic fund-raising at Georgetown before being hired in 1981 at Missouri as director of communications and marketing. He will mark his 26th year of serving student-



» Joe and Kristen Castiglione, with sons Joseph (left) and Jonathan

athletes as an athletics director at two different institutions in the 2018-19 academic year.

His commitment to the success of student-athletes has gone beyond the Norman campus and he has served at the national and conference level. He was named to the College Football Playoff Committee in January 2018, making him the only person to serve on that committee as well as the men's basketball and baseball committees. He is currently serving on the NCAA's Board of Governor's Commission to Combat Sexual Violence on Campus. He served as chairman of the NCAA Division I Men's Basketball Committee for the 2015-16 academic year. He served a four-year term on the NCAA Championship/Competition Cabinet and the NCAA Baseball Committee. He also chaired the NCAA's Football Academic Progress Rate (APR) Working Group and completed service on the NCAA Working Group on Collegiate Model-Rules Committee. He also serves on the Gatorade Collegiate Advisory Board and the National Football Foundation and College Football Hall of Fame Board of Directors.

He served three terms as the chair of the Big 12 Board of Athletics Directors and is a past president of both the Division I-A Athletic Directors Association and NACDA. He was also a member on the NCAA Diversity Leadership Strategic Planning Committee, the NCAA Division I Women's Basketball Discussion Group, the United States Olympic Committee Athlete Career and Education Strategic Working Group and the NCAA Football Issues Committee, which he chaired. In November 2011, his hometown recognized him by selecting him for the Broward County (Fla.) Sports Hall of Fame.

His involvement in the local community has led to service with civic clubs, churches and charities, including the United Way of Norman, recently serving his third term as OU's campus co-chair, which resulted in the highest recorded contributions ever by faculty, staff and students to the United Way of Norman's annual campaign. He encourages student-athletes and athletics staff to participate in those efforts as well.

A native of Fort Lauderdale, Fla., Castiglione and his wife, Kristen, are the parents of two sons. Joseph, Jr. is a redshirt junior at OU, and Jonathan is a senior in high school.



ATHLETICS ADMINISTRATION



Larry Naifeh
Executive Associate
Athletics Director



Jason Leonard
Executive Director
of Compliance



Armani Dawkins
Sr. Associate AD
Chief of Staff



Luther Lee
Sr. Associate AD
Business/CFO



Carol Ludvigson
Sr. Associate AD
Student-Athlete Dev.




Mike Meade
Sr. Associate AD
Academic Services



Kenny Mossman
Sr. Associate AD
External Operations



Lindy Roberts-Ivy
Sr. Associate AD
Events/Facilities (SWA)



Zac Selmon
Sr. Associate AD
Development & Admin.



Greg Tipton
Sr. Associate AD
Internal Operations



Patrick Nowlin
Associate AD
Ticket Sales/Operations



Mck Williams
Associate AD
Development



Michael Beirne
Assistant AD
Event Management



Brad Camp
Assistant AD
Equipment



Danny Davis
Assistant AD
Events/Facilities



Mike Houck
Assistant AD
Strategic Communications



Matt Schaeperkoetter
Assistant AD
Development



Gregg Garn
Faculty Athletics
Representative



Bob Stoops
Special Assistant to
the Athletics Director



Joe Washington
Special Assistant to
the Athletics Director

OKLAHOMA

WOMEN'S BASKETBALL



**SEASON
REVIEW**

ELEVATE



RESULTS

Date	Opponent	Score	W/L	Attend.	Points Leader	Rebounds Leader	Assists Leader
11/10	Belmont	96-73	W	3,306	Pierre-Louis.....24	Pierre-Louis.....12	Manning, Simpson....3
11/13	at DePaul	108-111 (OT)	L	2,072	Pierre-Louis.....25	Pierre-Louis.....16	Pellington.....5
11/17	SMU	87-75	W	2,518	Ortiz.....20	Manning, Simpson....8	Manning.....5
11/21	at Colorado State	78-46	W	1,409	Ortiz.....18	Simpson, Williams....7	Pellington, Pierre-Louis...4
11/25	at Oregon (10) \$	74-92	L	6,033	Pierre-Louis.....32	Pierre-Louis.....13	Pellington.....3
11/28	at Little Rock	56-68	L	1,306	Ortiz, Pellington.....15	Manning, Simpson....7	Ortiz, Williams.....2
12/3	Florida \$	61-80	L	2,992	Pellington.....22	Manning.....6	Three Players.....2
12/6	at South Dakota State	61-67	L	2,068	Pellington.....16	Odingbe, Simpson...9	Penzo.....4
12/9	USF (16)	79-74	W	3,896	Ortiz.....31	Llanusa.....9	Penzo.....7
12/16	New Mexico	105-63	W	4,508	Llanusa.....27	Pierre-Louis.....13	Penzo.....11
12/19	vs. UConn (1) #	64-88	L	9,151	Manning.....15	Pierre-Louis.....6	Five Players.....2
12/28	Texas (8)	78-88	L	3,391	Pellington.....16	Manning, Pierre-Louis..5	Pierre-Louis.....3
12/31	at Iowa State	74-69	W	9,791	Pellington.....23	Manning, Pierre-Louis..5	Pierre-Louis.....4
1/4	TCU	84-71	W	2,522	Manning.....22	Pierre-Louis.....12	Ortiz, Pierre-Louis....4
1/7	at Oklahoma State (20)	82-96	L	3,128	Manning.....25	Manning.....8	Penzo, Pierre-Louis...4
1/10	at Texas Tech	73-52	W	4,352	Pierre-Louis.....22	Manning.....10	Ortiz.....5
1/14	Baylor (5)	52-74	L	3,510	Manning.....19	Ortiz.....6	Ortiz.....2
1/17	at Kansas State	76-71	W	3,465	Ortiz.....20	Manning, Pierre-Louis..7	Pellington, Pierre-Louis..6
1/20	Oklahoma State (24)	67-70	L	4,529	Pellington.....26	Pierre-Louis.....20	Pellington, Pierre-Louis..3
1/24	Kansas	97-64	W	3,302	Llanusa.....18	Llanusa.....7	Three Players.....3
1/27	at TCU (24)	58-62	L	2,882	Pellington.....19	Pierre-Louis.....14	Penzo.....4
1/31	Kansas State	68-49	W	7,235	Pierre-Louis.....26	Pierre-Louis.....13	Three Players.....3
2/3	West Virginia (21)	76-57	W	3,490	Llanusa.....27	Three Players.....6	Ortiz.....4
2/5	at Baylor (3)	65-74	L	5,324	Pierre-Louis.....19	Manning.....6	Pellington.....5
2/10	at Kansas	72-52	W	4,117	Ortiz.....16	Pierre-Louis.....9	Manning, Ortiz.....5
2/17	at West Virginia	79-77 (OT)	W	4,326	Pellington.....22	Pierre-Louis.....11	Ortiz.....4
2/21	Iowa State	80-71	W	3,321	Pierre-Louis.....23	Pierre-Louis.....11	Ortiz.....5
2/24	Texas Tech	79-61	W	5,030	Pierre-Louis.....19	Pierre-Louis.....12	Ortiz.....4
2/27	at Texas (7)	66-79	L	4,207	Pierre-Louis.....19	Pierre-Louis.....7	Four Players.....2
3/3	vs. TCU ^	83-90	L	4,207	Manning.....24	Pierre-Louis.....10	Pellington.....2
3/16	vs. DePaul &	79-90	L	2,450	Pierre-Louis.....21	Manning.....8	Penzo.....10

Associated Press rankings in parentheses

% PK80 Invitational (Eugene, Ore.)

\$ SEC/Big 12 Challenge (Norman, Okla.)

Hall of Fame Women's Holiday Showcase (Uncaville, Conn.)

^ Phillips 66 Big 12 Championship (Oklahoma City, Okla.)

& NCAA First/Second Round (College Station, Texas)

Record Summary	Overall	Home	Away	Neutral
All Games	16-15	10-4	6-8	0-3
Big 12 Games	11-7	6-3	5-4	0-0
Non-Conference Games	5-8	4-1	1-4	0-3

Attendance Summary	Totals	Avg./Game
Home	53,550	3,825
Away	67,705	3,891
Neutral Sites	13,225	4,408
Total	134,480	4,338

TEAM GAME-BY-GAME STATISTICS



	FG-A	Pct.	3FG-A	Pct.	FT-A	Pct.	O/D/T	PF	A	TO	B	S	1	2	TP
Belmont	25-70	.357	7-29	.241	16-22	.727	17/25/42	23	17	13	2	3	29	44	73
Oklahoma (22)	35-70	.500	5-16	.313	21-29	.724	14/31/45	19	14	9	6	8	49	47	96
Oklahoma (21)	39-72	.542	7-18	.389	23-33	.697	11/30/41	16	18	21	2	10	55	53*	108
at DePaul	40-83	.482	19-45	.422	12-13	.923	11/22/33	26	28	17	4	13	53	58*	111
SMU	25-65	.385	6-13	.462	19-27	.733	16/21/37	26	9	12	4	9	29	46	75
at Oklahoma (21)	26-64	.406	13-29	.448	22-30	.733	18/28/46	19	12	16	6	6	45	42	87
Oklahoma	28-60	.467	11-27	.407	11-14	.786	8/35/43	16	14	11	3	5	31	47	78
at Colorado State	17-56	.304	4-21	.190	8-16	.500	6/24/30	14	7	11	2	4	19	27	46
Oklahoma	24-69	.348	1-21	.048	25-34	.735	21/20/41	16	11	14	5	11	34	40	74
at Oregon (10) &	38-72	.528	10-23	.435	6-6	1.000	13/28/41	23	20	16	9	5	48	44	92
Oklahoma	20-53	.377	4-14	.286	12-18	.667	10/28/38	19	5	20	6	4	20	36	56
at Little Rock	25-59	.424	2-8	.250	16-21	.762	8/25/33	22	14	13	2	9	36	32	68
Florida	23-55	.418	12-26	.462	22-30	.733	14/41/55	15	16	21	0	4	33	47	80
at Oklahoma \$	27-78	.346	3-20	.150	4-8	.500	13/19/32	19	7	7	3	10	23	38	61
Oklahoma	21-64	.328	4-18	.222	15-24	.625	18/29/47	23	10	20	8	11	26	35	61
at South Dakota State	20-64	.313	7-25	.280	20-23	.870	17/31/48	19	10	19	5	7	38	29	67
USF (16)	27-65	.415	9-27	.333	11-13	.846	10/25/35	24	11	13	1	3	35	39	74
at Oklahoma	28-52	.538	8-19	.421	15-25	.600	4/29/33	17	18	13	1	4	32	47	79
New Mexico	17-62	.274	11-13	.333	18-20	.900	6/26/32	17	13	23	3	8	25	38	63
at Oklahoma	40-85	.471	15-38	.395	10-13	.769	20/40/60	21	27	16	4	10	56	49	105
Oklahoma	25-62	.403	7-20	.350	7-12	.583	7/25/32	20	13	16	5	5	33	31	64
vs. UConn (1) #	34-64	.531	11-26	.423	9-15	.600	7/34/41	14	23	13	4	4	48	40	88
Texas (8)	34-66	.515	4-16	.250	16-21	.762	9/32/41	27	16	20	4	9	41	47	88
at Oklahoma	29-61	.475	3-17	.176	17-28	.607	5/25/30	21	9	18	3	16	24	54	78
Oklahoma	24-48	.500	4-14	.286	22-30	.733	10/22/32	20	10	17	4	8	42	32	74
at Iowa State	24-60	.400	7-28	.250	14-17	.824	16/15/31	25	10	16	7	9	34	35	69
TCU	27-68	.397	9-22	.409	8-11	.728	12/26/38	20	14	15	3	4	32	39	71
at Oklahoma	33-64	.516	5-13	.385	13-18	.722	10/30/40	16	15	11	10	9	36	48	84
Oklahoma	32-74	.432	9-20	.450	9-13	.692	17/26/43	23	18	14	3	7	30	52	82
at Oklahoma State (20)	32-66	.485	8-20	.400	24-29	.828	11/27/38	15	17	13	7	5	44	52	96
Oklahoma	29-66	.439	4-23	.174	11-17	.647	16/25/41	22	12	21	0	15	39	34	73
at Texas Tech	19-49	.388	2-11	.182	12-25	.480	11/23/34	15	9	27	2	5	29	23	52
Baylor (5)	30-61	.492	3-16	.188	11-16	.688	10/37/47	16	9	17	7	5	33	41	74
at Oklahoma	15-56	.268	7-20	.350	15-21	.714	6/33/29	19	7	13	4	9	30	22	52
Oklahoma	30-53	.556	7-14	.500	9-14	.643	8/25/33	17	17	22	2	4	38	38	76
at Kansas State	27-57	.474	6-22	.273	11-17	.647	9/18/27	17	19	15	2	14	41	30	71
Oklahoma State (24)	24-64	.375	10-18	.556	12-15	.800	10/26/36	11	12	10	3	6	26	44	70
at Oklahoma	29-60	.467	3-14	.214	8-10	.800	7/32/39	12	8	16	5	5	19	48	67
Kansas	25-58	.431	8-20	.400	6-13	.462	8/24/32	18	14	16	2	7	26	38	64
at Oklahoma	35-60	.583	12-18	.667	15-24	.625	9/29/38	12	15	13	5	9	52	45	97
Oklahoma	20-57	.351	4-17	.235	14-22	.636	15/33/48	15	14	17	7	5	24	34	58
at TCU (24)	21-64	.328	7-18	.389	13-14	.929	11/24/35	17	15	11	7	8	28	34	62
at Oklahoma	29-62	.467	7-26	.269	4-8	.500	8/27/35	16	12	13	6	6	25	24	49
Oklahoma	23-63	.365	6-16	.375	16-20	.800	14/37/51	10	14	14	7	6	32	36	68
West Virginia (21)	18-56	.321	5-18	.278	16-17	.941	12/21/33	20	11	22	3	5	26	31	57
at Oklahoma	27-53	.509	9-22	.409	13-23	.565	8/25/33	16	14	19	10	9	31	45	76
Oklahoma	24-59	.407	6-17	.353	11-15	.733	9/17/26	19	10	14	2	5	30	35	65
at Baylor (3)	30-56	.536	1-9	.111	13-17	.765	11/26/37	17	26	17	9	7	38	36	74
Oklahoma	27-52	.519	7-16	.438	11-21	.519	9/31/40	19	15	21	5	6	35	37	72
at Kansas	16-59	.271	3-22	.136	17-22	.773	14/20/34	23	5	17	4	15	27	25	52
Oklahoma	25-54	.463	4-14	.286	25-35	.714	9/33/42	15	10	23	3	8	30	49*	79
at West Virginia	29-68	.426	10-24	.417	9-14	.643	8/28/36	25	19	16	3	13	37	40*	77
Iowa State	26-63	.413	14-25	.560	5-5	1.000	11/22/33	16	15	13	5	4	35	36	71
at Oklahoma	30-56	.536	7-17	.412	13-14	.929	4/25/29	14	16	9	7	5	38	42	80
Texas Tech	25-60	.417	6-13	.462	5-9	.556	13/25/38	16	10	24	5	7	23	38	61
at Oklahoma	27-69	.391	6-26	.231	19-24	.792	18/24/42	8	14	12	8	6	46	33	79
Oklahoma	24-56	.429	4-15	.267	14-23	.609	10/20/30	15	8	18	3	9	31	35	66
at Texas (7)	32-67	.478	5-16	.313	10-14	.714	15/26/41	19	20	16	1	12	40	39	79
Oklahoma	28-73	.384	8-17	.471	19-25	.760	19/15/34	29	6	11	3	9	35	48	83
vs. TCU †	24-46	.522	10-20	.500	32-39	.821	8/29/37	24	17	18	11	3	50	40	90
Oklahoma	25-61	.410	4-19	.211	25-33	.758	9/24/33	19	15	12	2	9	32	47	79
DePaul @	30-58	.517	12-24	.500	18-25	.720	7/34/41	23	26	15	3	6	42	48	90

& - PK80 Invitational (Eugene, Ore.) | \$ SEC/Big 12 Challenge (Norman, Okla.) | # Women's Holiday Showcase (Uncasville, Conn.)
 † Phillips 66 Big 12 Championships (Oklahoma City, Okla.) | @ - NCAA 1st/2nd Round (College Station, Texas)
 * - includes scoring in overtime



SEASON STATISTICS

» ALL GAMES (16-15)

#	Player	Total					3-Point			F-Throw			Rebounds				pts	avg					
		gp-gs	min	avg	fg-fga	fg%	3fg-fga	3fg%	ft-fla	ft%	off	def	tot	avg	pf	dq			a	to	bik	stl	
00	Pierre-Louis,Vionise	30-29	792	26.4	173-283	.611	0-0	.000	131-184	.712	85	177	262	8.7	94	5	57	88	77	26	477	15.9	
14	Pellington,Shaina	31-20	845	27.3	163-331	.492	0-3	.000	81-137	.591	26	58	84	2.7	80	3	68	89	4	26	407	13.1	
23	Manning,Maddie	31-29	1051	33.9	128-341	.375	54-159	.340	82-108	.759	32	126	158	5.1	78	1	62	76	22	60	392	12.6	
22	Llanusa,Ana	30-22	886	29.5	128-344	.372	45-171	.263	76-108	.704	39	82	121	4.0	93	7	29	62	2	40	377	12.6	
21	Ortiz,Gabbi	31-31	1131	36.5	124-313	.396	84-218	.385	52-56	.929	24	131	155	5.0	62	0	68	41	5	55	384	12.4	
01	Williams,LaNesia	29-8	465	16.0	55-144	.382	10-27	.370	14-19	.737	21	39	60	2.1	21	0	27	23	3	16	134	4.6	
03	Simpson,Mandy	25-9	324	13.0	24-70	.343	0-0	.000	9-18	.500	34	48	82	3.3	23	0	8	28	2	4	57	2.3	
12	Penzo,Gileysa	31-7	459	14.8	26-50	.520	4-11	.364	11-16	.688	4	54	58	1.9	51	1	73	48	2	20	67	2.2	
24	Odimgbe,Ijeoma	30-0	297	9.9	27-48	.563	0-0	.000	8-24	.333	34	53	87	2.9	46	0	4	19	25	6	62	2.1	
Team																							
Total.....		31	6250		848-1924	.441	197-589	.334	464-670	.693	356	834	1190	38.4	548	17	396	478	142	253	2357	76.0	
Opponents.....		31	6250		803-1923	.418	235-664	.354	413-554	.745	340	812	1152	37.2	603	22	465	502	130	219	2254	72.7	

» BIG 12 GAMES (11-7)

#	Player	Total					3-Point			F-Throw			Rebounds				pts	avg					
		gp-gs	min	avg	fg-fga	fg%	3fg-fga	3fg%	ft-fla	ft%	off	def	tot	avg	pf	dq			a	to	bik	stl	
00	Pierre-Louis,Vionise	18-17	494	27.4	103-175	.589	0-0	.000	82-114	.719	50	110	160	8.9	59	3	38	55	49	16	288	16.0	
14	Pellington,Shaina	18-17	515	28.6	98-200	.490	0-0	.000	46-78	.590	15	37	52	2.9	44	1	43	56	3	16	242	13.4	
22	Llanusa,Ana	17-16	570	33.5	73-195	.374	29-94	.309	39-57	.684	24	48	72	4.2	45	1	16	39	2	21	214	12.6	
23	Manning,Maddie	18-17	620	34.4	71-179	.397	34-93	.366	41-53	.774	14	66	80	4.4	43	0	31	44	10	41	217	12.1	
21	Ortiz,Gabbi	18-18	650	36.1	65-166	.392	39-114	.342	27-29	.931	17	78	95	5.3	30	0	47	31	3	36	196	10.9	
01	Williams,LaNesia	17-1	235	13.8	31-66	.470	4-8	.500	7-11	.636	8	21	29	1.7	13	0	13	11	2	7	73	4.3	
12	Penzo,Gileysa	18-3	246	13.7	18-32	.563	1-4	.250	6-10	.600	4	24	28	1.6	30	1	34	30	0	11	43	2.4	
03	Simpson,Mandy	13-1	132	10.2	10-22	.455	0-0	.000	3-8	.375	7	19	26	2.0	9	0	2	10	0	1	23	1.8	
24	Odimgbe,Ijeoma	17-0	163	9.6	13-26	.500	0-0	.000	4-12	.333	16	33	49	2.9	21	0	2	14	19	2	30	1.8	
Team																							
Total.....		18	3625		482-1061	.454	107-313	.342	255-372	.685	184	482	666	37.0	294	6	226	292	88	151	1326	73.7	
Opponents.....		18	3625		458-1104	.415	115-344	.334	206-284	.725	199	447	646	35.9	334	12	253	298	80	141	1237	68.7	



» Shaina Pellington became the seventh Sooner to win the Big 12 Freshman of the Year award, averaging 13.1 points per game. Pellington ranked second on the team in scoring average and her 407 points are tied for seventh all-time by an OU freshman in a single season.

SEASON STATISTICS



» HOME GAMES (10-4)

#	Player	Total					3-Point			F-Throw		Rebounds					pts	avg				
		gp-gs	min	avg	fg-fga	fg%	3fg-fga	3fg%	ft-fa	ft%	off	def	tot	avg	pf	dg			a	to	bk	stl
00	Pierre-Louis,Vionise	14-14	353	25.2	80-133	.602	0-0	.000	63-83	.759	43	87	130	9.3	40	3	28	38	42	11	223	15.9
22	Llanusa,Ana	14-10	421	30.1	69-178	.388	28-96	.292	37-56	.661	20	49	69	4.9	38	0	14	28	2	18	203	14.5
21	Ortiz,Gabbi	14-14	493	35.2	57-138	.413	39-93	.419	22-23	.957	10	66	76	5.4	22	0	33	12	0	26	175	12.5
23	Manning,Maddie	14-12	444	31.7	57-149	.383	26-76	.342	28-34	.824	4	51	55	3.9	33	0	30	26	10	25	168	12.0
14	Pellington,Shaina	14-8	319	22.8	67-135	.496	0-1	.000	28-52	.538	11	23	34	2.4	31	0	24	30	2	13	162	11.6
01	Williams,LaNesia	12-4	226	18.8	33-81	.407	7-14	.500	8-8	1.000	14	17	31	2.6	11	0	13	10	3	11	81	6.8
12	Penzo,Gileysa	14-5	227	16.2	14-24	.583	2-5	.400	5-8	.625	1	27	28	2.0	22	0	40	20	1	12	35	2.5
03	Simpson,Mandy	13-3	171	13.2	12-30	.400	0-0	.000	8-16	.500	15	26	41	3.2	12	0	7	11	2	2	32	2.5
24	Odingbe,Ijeoma	14-0	146	10.4	14-23	.609	0-0	.000	2-7	.286	14	23	37	2.6	16	0	1	9	17	4	30	2.1
Team											18	27	45				2					
Total.....		14	2800		403-891	.452	102-285	.358	201-287	.700	150	396	546	39.0	225	3	190	186	79	122	1109	79.2
Opponents.....		14	2800		345-875	.394	111-302	.368	169-227	.744	157	378	535	38.2	265	6	179	232	48	80	970	69.3

» AWAY GAMES (6-8)

#	Player	Total					3-Point			F-Throw		Rebounds					pts	avg				
		gp-gs	min	avg	fg-fga	fg%	3fg-fga	3fg%	ft-fa	ft%	off	def	tot	avg	pf	dg			a	to	bk	stl
00	Pierre-Louis,Vionise	13-12	368	28.3	78-124	.629	0-0	.000	55-81	.679	32	78	110	8.5	44	1	27	43	28	12	211	16.2
14	Pellington,Shaina	14-10	437	31.2	79-160	.494	0-2	.000	41-67	.612	14	27	41	2.9	39	2	38	50	2	13	199	14.2
23	Manning,Maddie	14-14	499	35.6	53-143	.371	21-64	.328	51-69	.739	20	66	86	6.1	37	1	28	48	9	32	178	12.7
21	Ortiz,Gabbi	14-14	526	37.6	55-148	.372	38-107	.355	27-29	.931	13	56	69	4.9	32	0	32	25	5	23	175	12.5
22	Llanusa,Ana	13-9	390	30.0	49-136	.360	12-60	.200	25-36	.694	18	26	44	3.4	40	4	12	30	0	14	135	10.4
01	Williams,LaNesia	14-4	202	14.4	20-51	.392	3-11	.273	3-8	.375	5	20	25	1.8	8	0	12	13	0	5	46	3.3
24	Odingbe,Ijeoma	13-0	130	10.0	13-22	.591	0-0	.000	6-17	.353	16	29	45	3.5	24	0	3	8	8	1	32	2.5
03	Simpson,Mandy	10-6	137	13.7	11-37	.297	0-0	.000	1-2	.500	18	20	38	3.8	10	0	0	15	0	2	23	2.3
12	Penzo,Gileysa	14-1	161	11.5	9-16	.563	2-4	.500	3-4	.750	3	16	19	1.4	21	1	20	19	1	6	23	1.6
Team											32	36	68				2					
Total.....		14	2850		367-837	.438	76-248	.306	212-313	.677	171	374	545	38.9	255	9	172	253	53	108	1022	73.0
Opponents.....		14	2850		370-880	.420	91-292	.312	185-248	.746	161	337	498	35.6	277	12	220	224	64	126	1016	72.6

» NEUTRAL SITE GAMES (0-3)

#	Player	Total					3-Point			F-Throw		Rebounds					pts	avg				
		gp-gs	min	avg	fg-fga	fg%	3fg-fga	3fg%	ft-fa	ft%	off	def	tot	avg	pf	dg			a	to	bk	stl
14	Pellington,Shaina	3-2	89	29.7	17-36	.472	0-0	.000	12-18	.667	1	8	9	3.0	10	1	6	9	0	0	46	15.3
23	Manning,Maddie	3-3	108	36.0	18-49	.367	7-19	.368	3-5	.600	8	9	17	5.7	8	0	4	2	3	3	46	15.3
00	Pierre-Louis,Vionise	3-3	71	23.7	15-26	.577	0-0	.000	13-20	.650	10	12	22	7.3	10	1	2	7	3	43	14.3	
22	Llanusa,Ana	3-3	75	25.0	10-30	.333	5-15	.333	14-16	.875	1	7	8	2.7	15	3	3	4	0	8	39	13.0
21	Ortiz,Gabbi	3-3	112	37.3	12-27	.444	7-18	.389	3-4	.750	1	9	10	3.3	8	0	3	4	0	6	34	11.3
12	Penzo,Gileysa	3-1	71	23.7	3-10	.300	0-2	.000	3-4	.750	0	11	11	3.7	8	0	13	9	0	2	9	3.0
01	Williams,LaNesia	3-0	37	12.3	2-12	.167	0-2	.000	3-3	1.000	2	2	4	1.3	2	0	2	0	0	0	7	2.3
03	Simpson,Mandy	2-0	16	8.0	1-3	.333	0-0	.000	0-0	.000	1	2	3	1.5	1	0	1	2	0	0	2	1.0
24	Odingbe,Ijeoma	3-0	21	7.0	0-3	.000	0-0	.000	0-0	.000	4	1	5	1.7	6	0	0	2	0	1	0	0.0
Team											7	3	10									
Total.....		3	600		78-196	.398	19-56	.339	51-70	.729	35	64	99	33.0	68	5	34	39	10	23	226	75.3
Opponents.....		3	600		88-168	.524	33-70	.471	59-79	.747	22	97	119	39.7	61	4	66	46	18	13	268	89.3

» POSTSEASON GAMES (0-2)

#	Player	Total					3-Point			F-Throw		Rebounds					pts	avg				
		gp-gs	min	avg	fg-fga	fg%	3fg-fga	3fg%	ft-fa	ft%	off	def	tot	avg	pf	dg			a	to	bk	stl
14	Pellington,Shaina	2-2	68	34.0	13-23	.464	0-0	.000	10-15	.667	1	7	8	4.0	8	1	4	6	0	0	36	18.0
23	Manning,Maddie	2-2	70	35.0	12-33	.364	4-14	.286	3-4	.750	6	8	14	7.0	6	0	3	1	1	3	31	15.5
22	Llanusa,Ana	2-2	54	27.0	6-17	.353	4-9	.444	14-16	.875	1	2	3	1.5	10	2	1	3	0	7	30	15.0
00	Pierre-Louis,Vionise	2-2	44	22.0	10-15	.667	0-0	.000	9-14	.643	9	7	16	8.0	6	1	1	6	4	1	29	14.5
21	Ortiz,Gabbi	2-2	72	36.0	8-18	.444	4-10	.400	3-4	.750	1	5	6	3.0	8	0	1	3	0	4	23	11.5
01	Williams,LaNesia	2-0	29	14.5	2-12	.167	0-2	.000	3-3	1.000	2	1	3	1.5	2	0	0	0	0	0	7	3.5
12	Penzo,Gileysa	2-0	41	20.5	2-6	.333	0-1	.000	2-2	1.000	0	7	7	3.5	4	0	11	3	0	2	6	3.0
24	Odingbe,Ijeoma	2-0	17	8.5	0-3	.000	0-0	.000	0-0	.000	4	1	5	2.5	4	0	0	1	0	1	0	0.0
03	Simpson,Mandy	1-0	5	5.0	0-2	.000	0-0	.000	0-0	.000	0	1	1	1.0	0	0	0	0	0	0	0	0.0
Team											4	0	4									
Total.....		2	400		53-134	.396	12-36	.333	44-58	.759	28	39	67	33.5	48	4	21	23	5	18	162	81.0
Opponents.....		2	400		54-104	.519	22-44	.500	50-64	.781	15	63	78	39.0	47	4	43	33	14	9	180	90.0



POINTS-REBOUNDS-ASSISTS

Date	Opponent	00 PIERRE-LOU	1 WILLIAMS	3 SIMPSON	11 RICH	12 PENZO	14 PELLINGTON	21 ORTIZ	22 LLANUSA	23 MANNING	24 ODIMGBE
11/10	Belmont	24-12-3	10-1-1	12-5-3	DNP	0-0-1	8-1-2	10-5-1	9-5-1	17-7-3	6-5-0
11/13	at DePaul	25-16-1	10-2-3	0-0-0	DNP	3-1-0	23-6-5	15-5-3	10-2-2	20-4-4	2-0-0
11/17	SMU	14-6-3	7-1-1	5-8-0	DNP	0-0-0	7-1-1	20-7-2	12-2-0	18-8-5	4-3-0
11/21	at Colorado State	6-6-4	7-7-2	4-7-0	DNP	5-0-0	12-1-4	18-4-0	11-6-2	13-5-2	2-6-0
11/25	at Oregon (10) %	32-13-2	0-0-0	0-4-0	DNP	2-1-0	4-2-3	7-4-2	12-3-2	17-5-2	0-1-0
11/28	at Little Rock	7-4-0	5-3-2	4-7-0	DNP	0-3-1	15-1-0	15-4-2	6-2-0	2-7-0	2-2-0
12/3	Florida \$	4-3-0	9-2-0	0-1-0	DNP	0-1-2	22-2-2	0-5-1	13-5-0	11-6-2	2-3-0
12/6	at South Dakota State	DNP	0-1-0	5-9-0	DNP	0-4-4	16-3-0	13-7-2	9-1-0	10-8-2	6-9-2
12/9	USF (16)	18-7-2	DNP	0-0-0	DNP	0-4-7	8-2-0	31-5-2	15-9-1	7-5-6	0-0-0
12/16	New Mexico	16-13-3	6-4-3	2-12-2	DNP	3-5-11	4-4-2	25-4-3	27-7-2	14-6-1	8-4-0
12/19	vs. UConn (1) #	14-6-1	0-1-2	2-2-1	DNP	3-4-2	10-1-2	11-4-2	9-5-2	15-3-1	0-0-0
12/28	Texas (8)	6-5-3	8-3-2	8-3-0	DNP	4-1-2	16-3-1	8-4-0	14-4-1	14-5-0	0-0-0
12/31	at Iowa State	5-5-4	12-2-1	2-3-0	DNP	2-1-1	23-3-2	13-4-1	5-2-0	12-5-1	DNP
1/4	TCU	19-12-4	5-2-1	4-3-0	DNP	4-0-2	20-4-1	6-8-4	4-4-1	22-2-2	0-1-0
1/7	at Oklahoma State (20)	19-6-4	0-2-0	0-0-0	DNP	1-3-4	4-3-3	16-5-2	17-5-3	25-8-2	0-3-0
1/10	at Texas Tech	22-8-1	6-4-3	8-2-0	DNP	0-0-1	8-1-1	7-4-5	12-4-0	9-10-8	1-4-0
1/14	Baylor (5)	14-5-1	0-1-1	0-2-0	DNP	2-3-0	0-1-1	11-6-2	19-4-1	4-2-1	2-1-0
1/17	at Kansas State	18-7-6	2-2-0	0-2-0	DNP	6-3-2	16-1-6	20-4-0	DNP	10-7-3	4-3-0
1/20	Oklahoma State (24)	14-20-3	DNP	0-0-0	DNP	0-0-0	26-6-3	10-3-2	13-3-0	4-4-0	0-0-0
1/24	Kansas	13-5-1	10-1-3	0-3-0	DNP	9-3-2	17-2-3	17-5-3	18-7-1	11-3-1	2-4-1
1/27	at TCU (24)	12-14-3	0-0-0	DNP	DNP	0-1-4	19-3-2	10-9-3	14-3-1	3-8-1	0-3-0
1/31	Kansas State	26-13-4	11-5-0	0-1-0	DNP	0-3-4	8-6-4	6-8-0	11-6-4	6-2-1	0-2-0
2/3	West Virginia (21)	13-6-1	2-1-0	DNP	DNP	7-6-2	6-1-3	9-4-4	27-6-1	12-3-3	0-4-0
2/5	at Baylor (3)	19-4-2	0-0-0	DNP	DNP	0-1-0	14-2-5	14-3-1	4-4-1	13-6-0	1-4-1
2/10	at Kansas	11-9-0	2-1-1	0-4-0	DNP	0-1-1	8-4-2	16-3-5	10-4-1	14-5-5	11-6-0
2/17	at West Virginia	16-11-0	0-0-0	DNP	DNP	0-0-0	22-5-3	11-7-4	11-4-0	17-6-3	2-2-0
2/21	Iowa State	23-11-3	7-2-1	0-0-0	DNP	4-1-4	14-1-0	16-9-5	4-2-0	12-1-3	0-1-0
2/24	Texas Tech	19-12-1	6-2-0	1-3-2	DNP	2-1-3	6-0-1	6-3-4	17-6-1	16-1-2	6-9-0
2/27	at Texas (7)	19-7-0	2-1-0	DNP	DNP	2-0-2	15-6-2	0-6-2	14-4-0	13-2-2	1-3-0
3/3	vs. TCU !	8-10-1	5-2-0	0-1-0	DNP	2-0-1	22-4-2	5-2-1	17-2-0	24-6-1	0-4-0
3/16	vs. DePaul @	21-6-0	2-1-0	DNP	DNP	4-7-10	14-4-2	18-4-0	13-1-1	7-8-2	0-1-0

Associated Press rankings in parentheses

& PK80 Invitational (Eugene, Ore.)

\$ SEC/Big 12 Challenge (Norman, Okla.)

Women's Hoops Holiday Showcase (Uncasville, Conn.)

! Phillips 66 Big 12 Championship (Oklahoma City, Okla.)

@ NCAA 1st/2nd Round (College Station, Texas)

STARTING LINEUP INFORMATION

1	2	3	4	5	GAMES	RECORD
Manning	Ortiz	Williams	Simpson	Pierre-Louis	1,2,3,4,5,6	3-3
Penzo	Ortiz	Williams	Simpson	Pierre-Louis		7 0-1
Pellington	Ortiz	Llanusa	Manning	Simpson	8, 13	1-1
Penzo	Ortiz	Llanusa	Manning	Pierre-Louis	9, 10, 11, 12	2-2
Pellington	Ortiz	Llanusa	Manning	Pierre-Louis	14, 15, 16, 17, 19, 20, 21, 23, 24, 25, 26, 28, 29, 30, 31	7-7
Pellington	Ortiz	Manning	Penzo	Pierre-Louis		18 1-0
Pellington	Ortiz	Llanusa	Penzo	Pierre-Louis		22 1-0
Pellington	Ortiz	Williams	Manning	Pierre-Louis		27 1-0

START CHART

PLAYER	13	14	15	16	17	18	TOT.	CONS.	REC. AS A STARTER
Gabbi Ortiz			33	33	24	31	121	33	77-42
Maddie Manning	3			31	23	29	86	9	55-29
Vionise Pierre-Louis			1		14	29	44	18	25-17
LaNesia Williams			6	1		8	15		6-9
Ana Llanusa						22	22	4	11-9
Shaina Pellington						20	20	18	11-7
Mandy Simpson						9	9		4-5
Gileysa Penzo						8	8		5-3

MISCELLANEOUS STATISTICS



CATEGORY	2017-18	STR
All Games	16-15	L-3
Home Games	10-4	W-5
Road Games	6-8	L-1
Neutral Games	0-3	L-3
vs. Big 12 Teams	11-8	L-2
Big 12 Regular Season	11-7	L-1
Big 12 Tournament	0-1	L-3
Home Games	6-3	W-5
Road Games	5-4	L-1
Neutral Games	0-1	L-3
vs. Non-Conference Teams	5-6	L-1
Home Games	4-1	W-2
Road Games	1-4	L-3
Neutral Games	0-2	L-2
vs. AP Ranked Foes	2-9	L-2
vs. AP Ranked Foes at Home	2-3	W-1
In Overtime	0-0	W-2
Leading at Halftime	13-1	W-12
Trailing at Halftime	3-14	L-3
Tied at Halftime		W-3
Games Decided by 1-9 Points	6-6	L-1
3 Points or Less	1-2	W-1
4-6 Points	4-1	L-1
7-9 Points	0-1	L-2
Games Decided by 10+ Points	10-9	L-2
10-19 Points	4-7	L-2
20+ Points	6-2	W-2
OU Shoots Better than 45%	12-3	W-5
OU Shoots Less than 45%	4-12	L-3
Opp. Shoots Better Than 45%	1-9	L-3
Opp. Shoots Less Than 45%	15-5	W-6
OU Shoots Better Than Opp.	15-5	W-4
Opp. Shoots Better/Equal %	1-10	L-3
OU Outrebounds Opp.	13-5	W-4
Tied/outrebounded by Opp.	3-10	L-3
OU Has More Ft. Att.	11-7	L-2
Opp. Has More/Equal Ft. Att.	5-8	L-1
OU Makes 10+ 3-Pointers	4-0	W-6
OU Makes 5-9 3-Pointers	9-6	L-1
OU Makes 0-4 3-Pointers	3-9	L-2
Opp. Makes 10+ 3-Pointers	3-7	L-2
Opp. Makes 5-9 3-Pointers	10-4	L-1
Opp. Makes 0-4 3-Pointers	3-4	W-1
OU Has 0-9 Turnovers	2-1	W-1
OU Has 10-15 Turnovers	6-6	L-2
OU Has 16+ Turnovers	8-8	L-1
Opp. Has 0-9 Turnovers	0-0	L-2
Opp. Has 10-15 Turnovers	7-6	L-1
Opp. Has 16+ Turnovers	9-9	L-2
OU Has Same/Fewer TOs	10-7	L-2
OU Has More TOs	6-8	L-1
OU Wins/Ties Reb. & TO Margin	8-1	W-5
OU Scores Less Than 50 Pts.	0-0	W-1
OU Scores 50-59 Pts.	0-3	L-6
OU Scores 60-69 Pts.	1-6	L-2
OU Scores 70-79 Pts.	9-3	L-1
OU Scores 80-89 Pts.	3-2	L-1
OU Scores 90+ Pts.	3-1	W-2
Opp. Scores Less Than 50 Pts.	2-0	W-75
Opp. Scores 50-59 Pts.	3-0	W-18
Opp. Scores 60-69 Pts.	4-3	W-1
Opp. Scores 70-79 Pts.	7-4	L-1
Opp. Scores 80-89 Pts.	0-3	L-4
Opp. Scores 90+ Points	0-5	L-17
0-1 Players in Double Fig.	0-0	L-1
2 Players in Double Fig.	1-1	W-1
3 Players in Double Fig.	5-6	L-1
4 Players in Double Fig.	6-7	L-2
5+ Players in Double Fig.	4-1	W-3
In November	3-3	L-2
In December	3-4	W-1
In January	5-4	W-1
In February	5-2	L-1
In March	0-2	L-3
On Sunday	1-3	L-2
On Monday	0-2	L-4
On Tuesday	1-3	L-3
On Wednesday	5-1	W-5
On Thursday	1-1	W-1
On Friday	2-1	L-1
On Saturday	6-4	L-1
White Uniforms	10-5	L-1
Crimson Uniforms	3-5	L-1
Crimson Alternate Uniforms	1-5	L-3
Pink Uniforms	2-0	W-3

10+ POINTS	17-18	CAREER
Vionise Pierre-Louis	24 (14-10)	65 (43-23)
Maddie Manning	23 (13-10)	70 (49-21)
Ana Llanusa	22 (11-11)	22 (11-11)
Gabbi Ortiz	21 (11-10)	57 (36-21)
Shaina Pellington	19 (7-12)	19 (7-12)
LaNesha Williams	5 (4-1)	7 (5-2)
Ijeoma Odimgbe	1 (1-0)	1 (1-0)
Gileysa Penzo		1 (1-0)
Mandy Simpson	1 (1-0)	1 (1-0)

20+ POINTS	17-18	CAREER
Vionise Pierre-Louis	6 (4-2)	10 (7-3)
Maddie Manning	4 (1-3)	8 (5-3)
Shaina Pellington	7 (3-4)	7 (3-4)
Gabbi Ortiz	4 (4-0)	5 (5-0)
Ana Llanusa	2 (2-0)	2 (2-0)

30+ POINTS	17-18	CAREER
Gabbi Ortiz	1 (1-0)	1 (1-0)
Vionise Pierre-Louis	1 (0-1)	2 (1-1)

10+ REBOUNDS	17-18	CAREER
Vionise Pierre-Louis	12 (7-5)	22 (15-7)
Maddie Manning	1 (1-0)	3 (2-1)
Gabbi Ortiz		2 (1-1)
Mandy Simpson	1 (1-0)	1 (1-0)

DOUBLE-DOUBLES	17-18	CAREER
Vionise Pierre-Louis	11 (7-4)	21 (15-6)
Maddie Manning		2 (1-0)
Gabbi Ortiz		2 (1-1)

FILLS THE BOX SCORE	17-18	CAREER
Maddie Manning	5 (4-1)	10 (6-4)
Gabbi Ortiz	1 (1-0)	7 (6-1)
Vionise Pierre-Louis	5 (4-1)	6 (5-1)
Shaina Pellington	1 (0-1)	1 (0-1)

► At least five in three statistical categories with (pt, reb, blk, ast, stl)

CONSECUTIVE 10-POINT GAMES	GAMES
Ana Llanusa	4
Shaina Pellington	2
Gabbi Ortiz	2
Vionise Pierre-Louis	1

CONS. GAMES WITH A 3-POINTER	GAMES
Gabbi Ortiz	1

CONSECUTIVE FREE THROWS MADE	GAMES
Vionise Pierre-Louis	7
LaNesha Williams	4
Maddie Manning	3
Gileysa Penzo	3
Gabbi Ortiz	1
Ijeoma Odimgbe	1

AND-ONE	CHANCES	PCT.
LaNesha Williams	3-3	1.000
Gabbi Ortiz	2-2	1.000
Maddie Manning	6-7	.857
Vionise Pierre-Louis	18-23	.782
Shaina Pellington	5-12	.417
Ana Llanusa	2-6	.333
Ijeoma Odimgbe	0-3	.000

FIRST SUB	17-18	CAREER
Vionise Pierre-Louis		37
Ijeoma Odimgbe	12	12
LaNesha Williams	5	9
Gileysa Penzo	8	8
Gabbi Ortiz		5
Shaina Pellington	5	5
Mandy Simpson	5	5
Maddie Manning	1	4
Ana Llanusa	3	3

FIRST POINTS	2P	3P	FT	TOT
Vionise Pierre-Louis	8	2	10	8
Shaina Pellington	5	3	8	10
Maddie Manning	3	2	5	5
Ana Llanusa	3		3	3
LaNesha Williams	3		3	3
Gileysa Penzo	1		1	1
Mandy Simpson	1		1	1

POINTS LEADER	17-18	CAREER
Vionise Pierre-Louis	10 (5-5)	23 (15-8)
Maddie Manning	4 (1-3)	18 (12-6)
Gabbi Ortiz	6 (4-2)	15 (12-3)
Shaina Pellington	8 (2-6)	8 (2-6)
Ana Llanusa	4 (3-1)	4 (3-1)
LaNesha Williams		1 (1-0)

REBOUNDS LEADER	17-18	CAREER
Vionise Pierre-Louis	18 (10-8)	47 (30-17)
Maddie Manning	10 (4-6)	26 (16-10)
Gabbi Ortiz	1 (0-1)	10 (4-6)
Mandy Simpson	4 (2-2)	4 (2-2)
Ana Llanusa	2 (2-0)	2 (2-0)
Ijeoma Odimgbe	1 (0-1)	2 (0-2)
LaNesha Williams	1 (1-0)	2 (2-0)
Gileysa Penzo	1 (1-0)	1 (1-0)

ASSISTS LEADER	17-18	CAREER
Gabbi Ortiz	11 (8-3)	39 (20-19)
Maddie Manning	4 (2-2)	23 (17-6)
Gileysa Penzo	12 (4-8)	12 (4-8)
Vionise Pierre-Louis	9 (6-3)	9 (6-3)
Shaina Pellington	11 (4-7)	11 (4-7)
Ana Llanusa	2 (1-1)	2 (1-1)
Mandy Simpson	1 (0-1)	1 (0-1)
LaNesha Williams	2 (1-1)	2 (1-1)



INDIVIDUAL HIGHS

»OKLAHOMA HIGHS

Points	32, Vionise Pierre-Louis at Oregon (11/25/17)
Field Goals	12, Vionise Pierre-Louis at Oregon (11/25/17)
Field Goal Att.	22, Ana Llanusa vs. New Mexico (12/16/17)
FG Pct. (min. 5 made)	.909 (10-of-11), Vionise Pierre-Louis vs. Belmont (11/10/17)
3-Point Field Goals	8, Gabbi Ortiz vs. South Florida (12/9/17)
3-Point FG Att.	16, Ana Llanusa, vs. New Mexico (12/16/17)
3-Point FG Pct. (min. 3 made)	.833 (5-of-6), Gabbi Ortiz vs. Kansas (1/24/18)
Free Throws	11, Maddie Manning at Oregon (11/25/17)
Free Throw Attempts	15, Maddie Manning at Oregon (11/25/17)
Free Throw Pct. (min. 5 made)	1.000 (6-of-6), Ana Llanusa at Baylor (1/14/18)
Rebounds	20, Vionise Pierre-Louis vs. Oklahoma State (1/20/18)
Assists	11, Gileysa Penzo vs. New Mexico (12/16/17)
Turnovers	7, Vionise Pierre-Louis at DePaul (11/13/17)
Blocked Shots	6, Vionise Pierre-Louis, vs. Texas Tech (2/24/18)
Steals	8, Maddie Manning at Texas Tech (1/10/18)

»OPPONENT HIGHS

Points	31, Loryn Goodwyn, Oklahoma State (1/7/18)
Field Goals	12, Lauren Cox, Baylor (2/5/18)
Field Goal Attempts	27, McKenzie Adams, SMU (11/17/17)
FG Pct. (min. 5 made)	.800 (8-of-10), Azura Stevens, UConn (12/19/17)
3-Point Field Goals	6, Emily Durr, Iowa State (2/21/18) 6, Dyandria Anderson, Florida (12/3/17)
3-Point Field Goal Att.	13, Ashton Millender, DePaul (11/13/17)
3-Point FG Pct. (min. 3 made)	1.000 (3-of-3), Maria Castro, Oklahoma State (1/20/18) 1.000 (3-of-3), Justine Hall, Oregon (11/25/17)
Free Throws	11, Bridget Carleton, Iowa State (12/31/17)
Free Throw Attempts	13, Jada Terry, Texas Tech (1/10/18) 13, Bridget Carleton, Iowa State (12/31/17)
Free Throw Pct. (min. 5 made)	1.000 (8-for-8), Mykiel Burleson, New Mexico (12/16/17) 1.000 (6-for-6), Christalah Lyons, Kansas (2/10/18) 1.000 (5-for-5), Chaina Ray, West Virginia (2/3/18)
Rebounds	15, Dyandria Anderson, Florida (12/3/17) 15, Ruthy Hebard, Oregon (11/25/17)
Assists	12, Chaina Ray, West Virginia (2/17/18) 12, Kristy Wallace, Baylor (2/5/18)
Turnovers	8, Cherise Benyon, New Mexico (12/16/17)
Blocked Shots	4, Ruthy Hebard, Oregon (11/25/17)
Steals	7, Bridget Carleton, Iowa State (12/31/17) 7, Chante Stonewall, DePaul (11/13/17)

»OKLAHOMA'S TOP INDIVIDUAL PERFORMANCES

POINTS

32.....	Vionise Pierre-Louis at Oregon (11/25/17)
31.....	Gabbi Ortiz vs. South Florida (12/9/17)
27.....	Ana Llanusa vs. West Virginia (2/3/18)
27.....	Ana Llanusa vs. New Mexico (12/16/17)
26.....	Vionise Pierre-Louis vs. Kansas State (1/31/18)
26.....	Shaina Pellington vs. Oklahoma State (1/20/18)
25.....	Maddie Manning at Oklahoma State (1/7/17)
25.....	Gabbi Ortiz vs. New Mexico (12/16/17)
25.....	Vionise Pierre-Louis at DePaul (11/13/17)
24.....	Maddie Manning vs. TCU (3/3/18)
24.....	Vionise Pierre-Louis vs. Belmont (11/10/17)

REBOUNDS

20.....	Vionise Pierre-Louis vs. Oklahoma State (1/20/18)
16.....	Vionise Pierre-Louis at DePaul (11/13/17)
14.....	Vionise Pierre-Louis at TCU (1/27/18)
13.....	Vionise Pierre-Louis vs. Kansas State (1/31/18)
13.....	Vionise Pierre-Louis vs. New Mexico (12/16/17)
13.....	Vionise Pierre-Louis at Oregon (11/25/17)

ASSISTS

11.....	Gileysa Penzo vs. New Mexico (12/16/17)
10.....	Gileysa Penzo vs. DePaul (3/16/18)
7.....	Gileysa Penzo vs. South Florida (12/9/17)
7.....	Shaina Pellington at Kansas State (1/17/18)
6.....	Vionise Pierre-Louis at Kansas State (1/17/18)
6.....	Maddie Manning vs. South Florida (12/9/17)

BLOCKED SHOTS

6.....	Vionise Pierre-Louis vs. Texas Tech (2/24/18)
5.....	Vionise Pierre-Louis vs. West Virginia (2/3/18)
5.....	Vionise Pierre-Louis at TCU (1/27/18)
5.....	Vionise Pierre-Louis vs. TCU (1/4/18)
5.....	Vionise Pierre-Louis at Little Rock (11/28/17)

STEALS

8.....	Maddie Manning at Texas Tech (1/10/18)
6.....	Maddie Manning at Texas (2/27/18)
5.....	Maddie Manning vs. Texas (12/28/17)
4.....	Ana Llanusa vs. DePaul (3/16/18)
4.....	Vionise Pierre-Louis vs. Texas Tech (2/24/18)
4.....	Gabbi Ortiz (three times)

3-POINT FIELD GOALS

8.....	Gabbi Ortiz vs. South Florida (12/9/17)
7.....	Gabbi Ortiz vs. New Mexico (12/16/17)
6.....	Ana Llanusa vs. West Virginia (2/3/18)
6.....	Gabbi Ortiz at Colorado State (11/21/17)
6.....	Gabbi Ortiz at Kansas State (1/17/18)
5.....	Gabbi Ortiz vs. Kansas (1/24/18)
5.....	Gabbi Ortiz vs. SMU (11/17/17)

FREE THROW MAKES

11.....	Ana Llanusa vs. DePaul (3/16/18)
11.....	Maddie Manning at Oregon (11/25/17)
10.....	Shaina Pellington at West Virginia (2/17/18)
10.....	Maddie Manning at DePaul (11/13/17)
9.....	Vionise Pierre-Louis at Texas (2/27/18)
9.....	Vionise Pierre-Louis vs. Texas Tech (2/24/18)
9.....	Gabbi Ortiz at West Virginia (2/17/18)
9.....	Maddie Manning at Iowa State (12/31/17)



» OKLAHOMA

	HIGH	LOW
Points	108 at DePaul (11/13)	52 vs. Baylor (1/14)
Points in a Half	56 (first half) vs. New Mexico (12/16)	19 (first half) vs. Oklahoma State (1/20)
Points in a Quarter	36 (third quarter) vs. New Mexico (12/16)	4 (second quarter) at Oklahoma State (1/7)
Winning Margin	42 vs. New Mexico (12/16)	5 vs. South Florida (12/9) & at Iowa State (12/31)
Field Goals	40 vs. New Mexico (12/16)	15 vs. Baylor (1/14)
Field Goal Attempts	85 vs. New Mexico (12/16)	48 at Iowa State (12/31)
Field Goal Percentage	.583 (35-of-60) vs. Kansas (1/24)	.268 (15-of-56) vs. Baylor (1/14)
3-Point Field Goals	15 vs. New Mexico (12/16)	1 at Oregon (11/25)
3-Point Field Goal Attempts	38 vs. New Mexico (12/16)	13 vs. TCU (1/4)
3-Point Field Goal Pct. (min. 10 att.)	.667 (12-of-18) vs. Kansas (1/24)	.048 (1-of-21) at Oregon (11/25)
Free Throws Made	25 at Oregon (11/25) & at West Virginia (2/17)	4 vs. Florida (12/3)
Free Throw Attempts	35 at West Virginia (2/17)	8 vs. Florida (12/3)
Free Throw Percentage (min. 10 att.)	.929 (13-of-14) vs. Iowa State (2/21)	.524 (11-of-21) at Kansas
Rebounds	60 vs. New Mexico (12/16)	26 vs. Baylor (2/5)
Personal Fouls	23 at South Dakota State (12/6) & Oklahoma State (1/7)	8 vs. Texas Tech (2/24)
Assists	27 vs. New Mexico (12/16)	7 (twice) vs. Florida (12/3) & Baylor (1/14)
Turnovers	23 at West Virginia (2/17)	6 vs. TCU (3/3)
Blocked Shots	10 vs. TCU (1/4) & West Virginia (2/3)	0 at Texas Tech (1/10)
Steals	16 vs. Texas (12/28) & vs. Texas Tech (2/24)	4 at Little Rock (11/28) & vs. South Florida (12/9)

» OPPONENTS

	HIGH	LOW
Points	111 by DePaul (11/13)	46 by Colorado State (11/21)
Points in a Half	53 (first half) by DePaul (11/13)	19 (first half) by Colorado State (11/21)
Points in a Quarter	33 (fourth quarter) by Florida (12/3)	4 (first quarter) by Texas Tech (2/24)
Winning Margin	24 by UConn (12/19)	3 by DePaul (11/13) & Oklahoma State (1/20)
Field Goals	40 by DePaul (11/13)	16 by Kansas (2/10)
Field Goal Attempts	83 by DePaul (11/13)	46 by TCU (3/3)
Field Goal Percentage	.536 (30-of-56) by Baylor (2/5)	.274 (17-of-62) by New Mexico (12/16)
3-Point Field Goals	19 by DePaul (11/13)	1 by Baylor (2/5)
3-Point Field Goal Attempts	45 by DePaul (11/13)	8 by Little Rock (11/28)
3-Point Field Goal Pct. (min. 10 att.)	.560 (14-of-25) by Iowa State (2/21)	.111 (1-of-11) by Baylor (2/5)
Free Throws Made	32 by TCU (3/3)	4 by Kansas State (1/31)
Free Throw Attempts	39 by TCU (3/3)	5 by Iowa State (2/21)
Free Throw Percentage (min. 10 att.)	.941 (16-of-17) by West Virginia (2/3)	.462 (15-of-24) by Kansas (1/24)
Rebounds	55 by Florida (12/3)	30 by Colorado State (11/21)
Personal Fouls	27 by Texas (12/28)	11 by Oklahoma State (1/20)
Assists	28 by DePaul (11/13)	5 by Kansas (2/10)
Turnovers	27 by Texas Tech (1/10)	11 by Colorado State (11/21) & TCU (1/27)
Blocked Shots	11 vs. TCU (3/3)	1 by South Florida (12/9)
Steals	15 by Kansas (2/10)	3 by Belmont (11/10) & South Florida (12/9)



LAST TIME ...

LAST TIME AN OKLAHOMA TEAM...

Scored 100 points:	Oklahoma 105, New Mexico 63 in Norman, Okla. (Dec. 16, 2017)
Scored 100 points in a Big 12 game:	Never
Scored 100 at Oklahoma:	Oklahoma 105, New Mexico 63 in Norman, Okla. (Dec. 16, 2017)
Scored 100 points and lost:	DePaul 111, Oklahoma 108 (OT) in Chicago, Ill. (Nov. 13, 2017)
Scored 110 points:	Oklahoma 111, Quinnipiac 84 in Stanford, Calif. (Mar. 21, 2015)
Scored 115 points:	Oklahoma 117, Sacramento State 55 in Norman, Okla. (Nov. 13, 2011)
Scored at least 60 points in a half:	66 (second half) vs. DePaul in Durham, N.C. (Mar. 22, 2014)
Scored at least 50 points in a half:	52 (first half) vs. Kansas in Norman, Okla. (Jan. 24, 2018)
Had 35+ rebound margin:	36 - Oklahoma 66, SMU 30 in Norman, Okla. (Nov. 13, 2005)
Had 25+ rebound margin:	28 - Oklahoma 60, New Mexico 32 in Norman, Okla. (Dec. 16, 2017)
Had 20+ rebound margin:	20 - Oklahoma 42, Winthrop 22 in Norman, Okla. (Nov. 13, 2015)
Attempted 35 free throws:	35 at West Virginia in Morgantown, W. Va. (Feb. 17, 2018)
Attempted 40 free throws:	41 vs. Louisville in Norman, Okla. (Nov. 17, 2013)
Attempted 5 free throws or less:	4 at Nebraska in Lincoln, Neb. (Jan. 10, 2009)
Made 30 free throws:	35 vs. Louisville (35-41) in Norman, Okla. (Nov. 17, 2013)
Had 25 assists:	27 vs. New Mexico in Norman, Okla. (Dec. 16, 2017)
Had 25 turnovers:	28 vs. California in Las Vegas, Nev. (Dec. 20, 2016)
Had 25+ steals:	27 vs. Portland State in Las Vegas, Nev. (Dec. 21, 2016)
Had 20-24 steals:	21 vs. Arkansas-Pine Bluff in Norman, Okla. (Dec. 29, 2010)
Had 15-19 steals:	15 at Texas Tech in Lubbock, Texas (Jan. 20, 2018)
Had 10-14 blocks:	10 vs. West Virginia in Norman, Okla. (Feb. 3, 2018)
Had 15+ blocks:	15 vs. Texas in Oklahoma City, Okla. (Mar. 7, 2007)
Played an overtime game:	DePaul 111, Oklahoma 108 (OT) in Chicago, Ill. (Nov. 13, 2017)
Won an overtime game:	Oklahoma 85, Kansas State 80 (1OT) in Norman, Okla. (Jan. 4, 2017)
Lost an overtime game:	DePaul 111, Oklahoma 108 (OT) in Chicago, Ill. (Nov. 13, 2017)
Played a double overtime game:	Oklahoma 90, West Virginia 87 (2OT) in Norman, Okla. (Feb. 7, 2017)
Played three or more overtimes:	Never
Shot 60% for a game:	60.0% (33-of-55) vs. Iowa State in Norman, Okla. (Feb. 27, 2016)
Shot less than 30% for a game:	26.8% (15-of-56) vs. Baylor in Norman, Okla. (Jan. 14, 2018)
Shot 90% from the free throw line (min 10 attempts):	13-of-14 (92.9%) vs. Iowa State in Norman, Okla. (Feb. 21, 2018)
Shot 50% from 3-point line:	12-of-18 (66.7%) vs. Kansas in Norman, Okla. (Jan. 24, 2018)
Shot 20-30% in a half:	30.0% (9-of-30) vs. Oklahoma State in Stillwater, Okla. (Jan. 20, 2018)
Shot less than 20% in a half:	29.0% (9-of-31) at TCU in Fort Worth, Texas (Jan. 27, 2018)
Made at least 10 3-point field goals:	12-of-18 vs. Kansas in Norman, Okla. (Jan. 24, 2018)
Made 15 3-point field goals:	15-of-38 vs. New Mexico in Norman, Okla. (Dec. 16, 2017)
Failed to make a 3-point field goal:	0-of-17 at West Virginia in Morgantown, W. Va. (Feb. 17, 2016)
Had at least 70 rebounds:	75 vs. Cameron, (Nov. 30, 1982)
Had at least 60 rebounds:	60 vs. New Mexico in Norman, Okla. (Dec. 16, 2017)
Had at least 50 rebounds:	51 vs. Kansas State in Norman, Okla. (Jan. 31, 2018)
Scored less than 10 points in a quarter:	8 (second quarter) vs. Oklahoma State in Norman, Okla. (Jan. 20, 2018)
Scored less than 20 points in a 1st half:	19 points (first half) vs. Oklahoma State in Norman, Okla. (Jan. 20, 2018)
Scored less than 20 points in a 2nd half:	12 points at Texas in Austin, Texas (Feb. 26, 2005)
Scored 41-50 in a game:	42 points at Oklahoma State in Stillwater, Okla. (Jan. 16, 2016)
Scored less than 40 points in a game:	36 points vs. Texas at Austin, Texas (Feb. 26, 2005)

LAST TIME AN OKLAHOMA PLAYER...

Scored 30 points:	31, Gabbi Ortiz vs. South Florida in Norman, Okla. (Dec. 9, 2017)
Scored 35 points:	36, Aaryn Ellenberg vs. DePaul in Durham, N.C. (Mar. 22, 2014)
Scored 40 points:	41, Courtney Paris vs. Oklahoma State (Feb. 4, 2007)
Attempted 25 field goals:	27, Aaryn Ellenberg vs. Texas in Austin, Texas (Jan. 8, 2014)
Had 5 blocks:	6, Vionise Pierre-Louis vs. Texas Tech in Norman, Okla. (Feb. 24, 2018)
Had 10 blocks:	10, Courtney Paris vs. Texas Tech in Lubbock, Texas (March 1, 2006)
Had 5 steals:	6, Maddie Manning at Texas in Austin, Texas (Feb. 27, 2018)
Had 10 steals:	10, Maddie Manning vs. Portland State in Las Vegas, Nev. (Dec. 21, 2016)
Had 10 assists:	11, Gileysa Penzo vs. New Mexico in Norman, Okla. (Dec. 16, 2017)
Had 15 assists:	16, Dionnah Jackson vs. Texas A&M in College Station, Texas (Jan. 22, 2005)
Had 15 rebounds:	16, Vionise Pierre-Louis at Iowa State in Ames, Iowa (Jan. 11, 2017)
Had 20 rebounds:	20, Vionise Pierre-Louis vs. Oklahoma State in Norman, Okla. (Jan. 20, 2018)
Made 10 field goals:	10, Vionise Pierre-Louis at Texas Tech in Lubbock, Texas (Jan. 10, 2018)
Made 15 field goals:	16, Courtney Paris (16-of-22) vs. Oklahoma State in Norman, Okla. (Feb. 4, 2007)
Made at least 5 three-point field goals:	6, Ana Llanusa vs. West Virginia in Norman, Okla. (Feb. 3, 2018)
Recorded a double-double:	Vionise Pierre-Louis (19 pts/12 reb) vs. Texas Tech in Norman, Okla. (Feb. 24, 2018)
Two players recorded a double-double:	Gabbi Ortiz (15 pts/12 rebs) and Sharane Campbell-Olds (14 pts/10 rebs) vs. Illinois in St. Thomas, U.S.V.I. (Nov. 29, 2014)
Recorded a double-double with points and assists:	Morgan Hook (13 points/12 assists) vs. TCU (Jan. 9, 2013)
Recorded a double-double with points and steals:	Maddie Manning (17 points/10 steals) vs. Portland State in Las Vegas, Nev. (Dec. 21, 2016)
Recorded a triple-double:	Courtney Paris (18 pts, 13 rebs, 10 blocks) vs. Texas Tech in Lubbock, Texas (Mar. 1, 2006)
Recorded consecutive double-doubles:	Vionise Pierre-Louis (23 pts/11 reb) vs. Iowa State in Norman, Okla. (Feb. 21, 2018)
Recorded three consecutive double-doubles:	(16 pts/11 reb) at West Virginia in Morgantown, W. Va. (Feb. 17, 2018)
Recorded three consecutive double-doubles:	Vionise Pierre-Louis (19 pts/12 rebs) vs. Texas Tech in Norman, Okla. (Feb. 24, 2018)
..... (23 pts/11 reb) vs. Iowa State in Norman, Okla. (Feb. 21, 2018) and (16 pts/11 reb) at West Virginia in Morgantown, W. Va. (Feb. 17, 2018)	
Had a double-double at halftime:	Kaylon Williams (10 pts/10 rebs in the first half) vs. UTSA in Norman, Okla. (Dec. 13, 2015)
Five players scored in double figures:	Shaina Pellington (22), Maddie Manning (17), Vionise Pierre-Louis (16), Gabbi Ortiz (11) and Ana Llanusa (11) at West Virginia in Morgantown, W. Va. (Feb. 17, 2018)
Six players scored in double figures:	Ana Llanusa (18), Gabbi Ortiz (17), Shaina Pellington (17), Vionise Pierre-Louis (13), Maddie Manning (11) and LaNesia Williams (10) vs. Kansas in Norman, Okla. (Jan. 24, 2018)



Seven players scored in double figures: ... Nicole Griffin (14), Aaryn Ellenberg (28), Morgan Hook (12), Jelena Cerina (11), DaShawn Harden (15), Sharane Campbell (11), Whitney Hand (18) vs. Sacramento State in Norman, Okla. (Nov. 13, 2011)

Eight players scored in double figures: Ashley Paris (12), Amanda Thompson (12), Courtney Paris (14), Nyesha Stevenson (12), Jenny Vining (18), Abi Olajuwon (12), Carlee Roethlisberger (10) and Rose Hammond (12) vs. Central Arkansas in Norman, Okla. (Dec. 20, 2007)

No players scored in double figures: Never

Only one player scored in double figures: Maddie Manning (13) at Oklahoma State in Stillwater, Okla. (Jan. 16, 2016)

Two players scored 20 points: **Maddie Manning (24) and Shaina Pellington (22) vs. TCU in Oklahoma City, Okla. (March 3, 2018)**

Scored 20 points and had 20 rebounds: Courtney Paris (23 pts/20 rebs) vs. Texas Tech in Lubbock, Texas (Feb. 17, 2009)

Three players scored 20 points: **Vionise Pierre-Louis (25), Shaina Pellington (23) and Maddie Manning (20) at DePaul in Chicago, Ill. (Nov. 13, 2017)**

Two players had 10 rebounds: **Vionise Pierre-Louis (13) and Mandy Simpson (12) vs. West Mexico in Norman, Okla. (Dec. 16, 2017)**

Three players had 10 rebounds: Courtney Paris (12), Ashley Paris (11) and Amanda Thompson (11) vs. North Carolina (Nov. 23, 2008)

Played every minute: **Gabbi Ortiz vs. TCU in Oklahoma City, Okla. (March 3, 2018)**

Played more than 40 minutes: **Ana Llanusa and Maddie Manning (45 min.) vs. West Virginia in Morgantown, W. Va. (Feb. 21, 2018)**

Played 50 minutes: Peyton Little (50 min.) vs. West Virginia in Norman, Okla. (Feb. 7, 2017)

Back-to-back 25 points game: Aaryn Ellenberg, 29 points vs. Baylor (Feb. 24, 2014) and 26 points vs. TCU (Mar. 1, 2014)

LAST TIME AN OKLAHOMA OPPONENT...

Shot 30% or less in a game (Big 12): **Kansas, 27.1% in Lawrence, Kan. (Feb. 10, 2018)**

Shot 30% or less in a game (Non-conference): **New Mexico, 27.4% in Norman, Okla. (Dec. 16, 2017)**

Shot 60% in a game: Baylor, 60.0% (39-65) in Norman, Okla. (Feb. 25, 2013)

Did not make a field goal in a quarter: **Kansas (first quarter) in Lawrence, Kan. (Feb. 10, 2018)**

Scored less than 10 points in a quarter: **4 (first quarter), Texas Tech, in Norman, Okla. (Feb. 24, 2018)**

Scored less than 10 points in all four quarters: Never

Scored less than 20 points in a 1st half: **19, Colorado State in Fort Collins, Colo. (Nov. 21, 2017)**

Scored less than 20 points in a 2nd half: 16, Southern Illinois in Norman, Okla. (Nov. 13, 2016)

Had a 20+ rebound margin: **23, Florida (55-32), in Norman, Okla. (Dec. 3, 2017)**

Had a 25+ rebound margin: 36, Baylor (69-23) in Norman, Okla. (Feb. 27, 2017)

Had 15 steals: **15, Kansas, in Lawrence, Kan. (Feb. 10, 2018)**

Had 40+ turnovers: 42, Portland State, in Las Vegas, Nev. (Dec. 21, 2016)

Had 35-39 turnovers: 37, North Texas in Denton, Texas (Dec. 7, 2014)

Had 30-34 turnovers: 33, California in Las Vegas, Nev. (Dec. 20, 2016)

Had 25-29 turnovers: **27, Texas Tech in Lubbock, Texas (Jan. 10, 2018)**

Had 50 rebounds: **55, Florida, in Norman, Okla. (Dec. 3, 2017)**

Had 25 assists: 27, Baylor in Waco, Texas (Jan. 29, 2017)

Scored 41-50 points in a game: **49, Kansas State in Norman, Okla. (Jan. 31, 2018)**

Scored 31-40 points in a game: 39, North Texas at Denton, Texas (Dec. 7, 2014)

Scored 25 points or less: 25, NC Central in Norman, Okla. (Jan. 4, 2009)

Scored 30 points or less: 25, NC Central in Norman, Okla. (Jan. 4, 2009)

Made 10 three-point field goals: **10, TCU in Oklahoma City, Okla. (March 3, 2018)**

Failed to make a 3-point field goal: UC-Riverside (0-of-11) in Norman, Okla. (Dec. 20, 2012)

Had 10 blocks: **11, TCU in Oklahoma City, Okla. (March 3, 2018)**

Did not attempt a free throw: Kansas State in Norman, Okla. (Jan. 14, 2009)

Made 30 free throws: **32, TCU in Oklahoma City, Okla. (March 3, 2018)**

Attempted 35+ free throws: **39, TCU in Oklahoma City, Okla. (March 3, 2018)**

Scored 100 points: **111, DePaul in Seattle in Chicago, Ill. (Nov. 13, 2017)**

Scored 110 points: **111, DePaul in Seattle in Chicago, Ill. (Nov. 13, 2017)**

Scored 100 points at Oklahoma: 103, Baylor in Norman, Okla. (Feb. 27, 2017)

Scored 100 points and lost: Never

LAST TIME AN OPPOSING PLAYER...

Recorded a double-double: **Teana Muldrow (23 pts/10 reb), West Virginia in Morgantown, W. Va. (Feb. 17, 2018)**

Two players recorded a double-double: Kelsey Plum (38 pts/11 ast) & Chantel Osahor (16 pts/15 reb), Washington in Seattle, Wash. (March 20, 2017)

Recorded a double-double with points and assists: **Kelly Campbell (16 pts/10 ast), DePaul in Chicago, Ill. (Nov. 13, 2017)**

Had 5 blocks: 5, Brittany Brewer, Texas Tech, in Lubbock, Texas (Feb. 11, 2017)

Had 5 steals: **7, Bridget Carleton, Iowa State in Ames, Iowa (Dec. 31, 2017)**

Had 10 assists: **12, Chaina Ray, West Virginia in Morgantown, W. Va. (Feb. 17, 2018)**

Had 15 assists: 17, Niya Johnson, Baylor in Waco, Texas (Feb. 11, 2015)

Had 20 rebounds: 20, Elizabeth Williams, Duke in Durham, N.C. (Dec. 13, 2014)

Had 15 rebounds: **15, Delicia Washington, Florida in Norman, Okla. (Dec. 3, 2017)**

Had 10 blocks: 10, Britney Griner, Baylor in Kansas City, Mo. (Mar. 12, 2010)

Scored 30 points (non-conference): 32, Kristin Anigwe, California in Las Vegas, Nev. (Dec. 20, 2016)

Scored 30 points (Big 12): **31, Loryn Goodwyn, Oklahoma State in Stillwater, Okla. (Jan. 7, 2018)**

Scored 35 or more points (non-conference): 38, Kelsey Plum, Washington in Seattle, Wash. (March 20, 2017)

Scored 35 points or more (Big 12): 35, Tynicie Martin, West Virginia in Norman, Okla. (Feb. 7, 2016)

Attempted 25 field goals: **27, McKenzie Adams, SMU in Norman, Okla. (Nov. 17, 2017)**

Made 15 field goals: 15, Kelsey Plum, Washington (15-of-27) in Norman, Okla. (Nov. 14, 2014)

Scored 20 points and had 20 rebounds: Elizabeth Williams, Duke (26 pts/20 reb) in Durham, N.C. (Dec. 17, 2014)

Two players scored 20 points: **Loryn Goodwyn (31) and Kaylee Jensen (27), Oklahoma State in Stillwater, Okla. (Jan. 7, 2018)**

Five players scored in double figures: **Sabrina Ionescu (28), Ruthy Hebard (15), Satou Sabally (13), Maite Cazorla (11), Justine Hall (10)** Oregon in Eugene, Ore. (Nov. 25, 2017)

Six players scored in double figures: ... **Amarah Coleman (23), Ashton Millender (21), Mart'e Gray (18), Kelly Campbell (16), Chante Stonewall (16), Tanita Allen (10)** **DePaul, in Chicago, Ill. (Nov. 13, 2017)**

Committed 10+ turnovers: 10, Tanaeya Boclair, Utah in Freepport, Bahamas (Nov. 26, 2015)

Recorded a triple-double: Alexis Jones (24 pts, 12 rebs, 10 assists) in Waco, Texas (Jan. 29, 2017)



BIG 12 STANDINGS

» 2017-18 BIG 12 STANDINGS

Team	CONFERENCE				OVERALL						
	W-L	Pct.	Home	Away	W-L	Pct.	Home	Away	Neutral	Top 10	Top 25
Baylor	18-0	1.000	9-0	9-0	33-2	.943	18-0	10-1	5-1	3-1	9-1
Texas	15-3	.833	8-1	7-2	28-7	.800	16-2	8-3	4-2	1-4	5-5
Oklahoma State	11-7	.611	6-3	5-4	21-11	.656	14-3	5-6	2-2	1-6	3-7
Oklahoma	11-7	.611	6-3	5-4	16-15	.516	10-4	6-9	0-2	0-6	2-9
TCU	9-9	.500	5-4	4-5	23-13	.639	13-5	7-7	3-1	1-5	2-7
West Virginia	8-10	.444	3-6	5-4	25-12	.676	14-7	6-4	5-1	0-5	1-7
Iowa State	7-11	.389	2-7	5-4	14-17	.452	7-8	5-7	2-2	0-5	1-9
Kansas State	7-11	.389	3-6	4-5	18-16	.529	11-8	5-6	2-2	0-6	2-9
Kansas	3-15	.167	2-7	1-8	12-18	.400	10-8	2-9	0-1	0-4	1-6
Texas Tech	1-17	.056	0-9	1-8	7-23	.233	6-12	1-10	0-1	0-3	0-6

Teams listed in order of Big 12 Championship seed

» 2018 BIG 12 AWARDS

PLAYER OF THE YEAR

Kalani Brown, Baylor, Jr., Center

DEFENSIVE PLAYER OF THE YEAR

Lauren Cox, Baylor, So., Forward

NEWCOMER OF THE YEAR

Loryn Goodwyn, Oklahoma State, Sr., Guard

FRESHMAN OF THE YEAR

Shaina Pellington, Oklahoma, Fr., Guard

SIXTH MAN AWARD

Amy Okonkwo, TCU, Jr., Center

COACH OF THE YEAR

Kim Mulkey, Baylor

ALL-BIG 12 FIRST TEAM

Kalani Brown, Baylor, Jr., Center
 Lauren Cox, Baylor, So., Forward
 Kristy Wallace, Baylor, Sr., Guard
 Bridget Carleton, Iowa State, Jr., Forward
Vionise Pierre-Louis, Oklahoma, Sr., Center
 Loryn Goodwin, Oklahoma State, Sr., Guard
 Kaylee Jensen, Oklahoma State, Sr., Center
 Ariel Atkins, Texas, Sr., Guard
 Brooke McCarty, Texas, Sr., Guard
 Teana Muldrow, West Virginia, Sr., Forward

ALL-BIG 12 SECOND TEAM

Kayla Goth, Kansas State, Jr., Guard
Gabbi Ortiz, Oklahoma, Sr., Guard
 Amy Okonkwo, TCU, Jr., Forward
 Lashann Higgs, Texas, Jr., Guard
 Naomi Davenport, West Virginia, Jr., Guard

ALL-BIG 12 HONORABLE MENTION

Dekeiya Cohen, Baylor, Sr., Forward
 Christalah Lyons, Kansas, Jr., Guard
 Peyton Williams, Kansas State, So., Forward
Ana Llanusa, Oklahoma, Fr., Guard
Maddie Manning, Oklahoma, Fr., Guard
Shaina Pellington, Oklahoma, Fr., Guard
 Braxtin Miller, Oklahoma State, Fr., Guard
 Jordan Moore, TCU, Jr., Center
 Kianna Ray, TCU, So., Guard
 Chania Ray, West Virginia, Sr., Guard

BIG 12 ALL-DEFENSIVE TEAM

Lauren Cox, Baylor, So., Forward
 Kristy Wallace, Baylor, Sr., Guard
 Loryn Goodwyn, Oklahoma State, Sr., Guard
 Ariel Atkins, Texas, Sr., Guard
 Lashann Higgs, Texas, Jr., Guard

BIG 12 ALL-FRESHMAN TEAM

Alexis Morris, Baylor, Guard
 Rachel Ranke, Kansas State, Guard
Ana Llanusa, Oklahoma, Guard
Shaina Pellington, Oklahoma, Guard
 Braxtin Miller, Oklahoma State, Guard

» 2018 ACADEMIC ALL-BIG 12

FIRST TEAM (3.20 GPA or better)

Lauren Cox, Baylor
 Meredith Burkhall, Iowa State
 Adrianna Camber, Iowa State
 Bridget Carleton, Iowa State
 Claire Ricketts, Iowa State
 Nia Washington, Iowa State
 Sydney Benoit, Kansas
 Chayla Chedale, Kansas
 Tyler Johnson, Kansas
 Kylee Kopatic, Kansas
 Eboni Watts, Kansas
 Michaela Goth, Kansas State
 Shaelyn Martin, Kansas State
 Kaylee Page, Kansas State
 Peyton Williams, Kansas State
Maddie Manning, Oklahoma
Gabbi Ortiz, Oklahoma
Vionise Pierre-Louis, Oklahoma
LaNesia Williams, Oklahoma
 Mandy Coleman, Oklahoma State
 Jentry Holt, Oklahoma State
 Kaylee Jensen, Oklahoma State
 LaTashia Jones, Oklahoma State
 Karli Wheeler, Oklahoma State
 Kianna Ray, TCU
 Ella Hellesey, TCU
 Olamide Aborowa, Texas
 Audrey-Ann Caron-Goudreau, Texas
 Khaleann Caron-Goudreau, Texas
 Brittany Brewer, Texas Tech
 Lauren Harrison, Texas Tech
 Theresa Ekheldar, West Virginia
 Kristina King, West Virginia
 Katrina Pardee, West Virginia
 Nia Staples, West Virginia

SECOND TEAM (3.00 to 3.19 GPA)

Natalie Chou, Baylor
 Kristy Wallace, Baylor
 Karyla Middlebrook, Kansas State
Ijeoma Odimgbe, Oklahoma
Gileysa Penzo, Oklahoma
McKenna Treece, Oklahoma
 Jaden Hobbs, Oklahoma State
 Amy Okonkwo, TCU
 Adeola Akomolafe, TCU
 Ariel Atkins, Texas
 Brooke McCarty, Texas
 Recce' Caldwell, Texas Tech
 Zurriel Sanders, Texas Tech
 Krystaline McCune, West Virginia
 Chania Ray, West Virginia



» GAME 1

OKLAHOMA 96, BELMONT 73

Nov. 10, 2017 • Norman • Lloyd Noble Center • SSTV

BELMONT	MP	FG	3FG	FT	R	F	A	TO	B	S	TP
McCabe (C)	26	6-12	0-1	6-8	7	3	3	2	0	1	18
Smith (G)	34	3-10	2-5	3-5	9	3	3	4	0	0	11
Roy (G)	28	4-9	1-3	0-0	9	3	2	0	0	0	9
Muensterman (G)	26	1-6	0-5	1-2	3	0	2	2	2	0	3
Maggard (G)	34	5-12	1-4	3-3	2	1	1	0	0	1	14
Yost	3	0-0	0-0	0-0	0	1	0	0	0	0	0
Jones	12	2-3	0-1	1-2	1	4	2	1	0	0	5
Lawson	14	2-7	2-6	0-0	1	2	3	2	0	0	6
Harmeyer	12	2-8	1-3	2-2	4	2	0	0	0	1	7
Wright	11	0-3	0-1	0-0	3	4	1	2	0	0	0
Totals	200	25-70	7-29	16-22	42	23	17	13	2	3	73

OKLAHOMA	MP	FG	3FG	FT	R	F	A	TO	B	S	TP
Simpson (F)	28	4-6	0-0	4-6	5	0	3	0	0	0	12
Pierre-Louis (C)	22	10-11	0-0	4-4	12	3	2	2	3	1	24
Williams (G)	25	3-11	1-2	3-4	1	2	1	1	1	3	10
Ortiz (G)	34	2-7	2-3	4-4	5	3	1	0	0	1	10
Manning (G)	27	7-14	2-5	1-1	7	1	3	1	0	1	17
Penzo	3	0-0	0-0	0-0	0	1	1	0	0	0	0
Pellington	23	3-9	0-1	2-6	1	2	2	3	0	0	8
Llanusa	23	4-10	0-5	1-2	5	3	1	2	0	0	9
Odimgbe	15	2-2	0-0	2-3	5	4	0	0	2	2	6
Totals	200	35-70	5-16	21-29	45	19	14	9	6	8	96

Officials: Doug Knight, Metta Roberts, Esreal Silva
Technical: None; **Attendance:** 3,306; **Halftime:** OU 49, Belmont 29

» GAME 2

DEPAUL 111, OKLAHOMA 108 (OT)

Nov. 13, 2017 • Chicago, Ill. • McGrath-Phillips Arena

OKLAHOMA	MP	FG	3FG	FT	R	F	A	TO	B	S	TP
Pierre-Louis (C)	36	10-13	0-0	5-7	16	1	1	7	2	3	25
Williams (G)	35	4-8	1-1	1-2	2	0	3	2	0	1	10
Simpson (F)	5	0-1	0-0	0-0	0	0	0	2	0	0	0
Ortiz (G)	45	5-14	3-9	2-2	5	2	3	2	0	2	15
Manning (G)	36	4-10	2-4	10-4	4	3	4	5	0	2	20
Penzo	9	1-1	1-1	0-0	1	0	0	1	0	0	3
Pellington	33	9-12	0-0	5-6	6	3	5	1	0	0	23
Llanusa	18	5-12	0-3	0-0	2	5	2	0	0	1	10
Odimgbe	8	1-1	0-0	0-3	0	2	2	0	0	1	2
Totals	200	39-72	7-18	23-33	41	16	18	21	2	10	108

DEPAUL	MP	FG	3FG	FT	R	F	A	TO	B	S	TP
Grays (F)	33	7-18	2-9	2-2	6	2	1	2	1	2	18
Millender (G)	37	7-16	5-13	2-2	4	4	4	0	0	0	21
Coleman (G)	27	9-13	5-7	0-0	2	4	2	2	0	1	23
Campbell (G)	41	5-8	2-4	4-4	6	5	10	1	1	0	16
Allen (G)	28	3-11	2-5	2	7	4	2	3	0	2	10
Sherrad	5	0-1	0-1	0-0	0	1	0	1	0	0	0
Prochaska	20	2-4	0-1	0-0	2	4	4	0	1	0	4
McLimore	2	1-1	1-1	0-0	0	0	0	0	0	0	3
Stonewall	27	6-11	2-4	2-3	5	2	3	5	1	7	16
Bekelja	1	0-0	0-0	0-0	0	0	0	0	0	1	0
Cage	4	0-0	0-0	0-0	1	0	2	2	0	0	0
Totals	200	40-83	19-45	12-13	33	26	28	17	4	13	111

Officials: Joseph Vasziy, Karen Preato, Pualani Spurlock
Technical: None; **Attendance:** 2,072; **Halftime:** OU 55, DePaul 54

» GAME 3

OKLAHOMA 87, SMU 75

Nov. 17, 2017 • Norman • Lloyd Noble Center • SSTV

SMU	MP	FG	3FG	FT	R	F	A	TO	B	S	TP
Collins (F)	15	1-2	0-0	1-2	5	3	1	2	2	0	3
Thomas (F)	22	1-4	0-0	3-4	10	4	3	0	0	0	5
Perry (G)	29	4-7	0-1	5-6	2	4	1	1	1	1	3
Adams (G)	40	8-27	2-6	7-8	3	4	1	0	0	0	25
Reese (G)	38	2-9	0-0	2-2	4	3	5	5	0	4	6
Whitfield	30	4-9	4-5	1-2	1	4	1	0	0	1	13
Bradshaw	6	0-1	0-0	0-0	1	1	0	0	0	0	0
Cash	20	5-6	0-1	0-3	6	3	0	1	1	1	10
Totals	200	25-65	6-13	19-27	37	26	9	12	4	9	75

OKLAHOMA	MP	FG	3FG	FT	R	F	A	TO	B	S	TP
Simpson (F)	25	2-5	0-0	1-2	8	1	0	2	2	0	14
Pierre-Louis (C)	17	3-5	0-0	8-10	6	5	3	2	0	0	5
Williams (G)	29	3-10	1-4	0-0	7	1	1	1	0	1	7
Ortiz (G)	40	6-14	5-11	3-3	7	4	2	1	0	2	20
Manning (G)	33	5-16	3-8	5-7	8	2	5	2	0	1	18
Penzo	5	0-1	0-0	0-0	0	1	0	1	0	0	0
Pellington	13	1-2	0-0	5-6	1	1	1	3	0	2	7
Llanusa	19	4-9	4-6	0-2	2	2	0	2	0	0	12
Odimgbe	19	2-2	0-0	0-0	3	2	0	1	2	0	4
Totals	200	26-64	13-29	22-30	46	19	12	16	6	6	87

Officials: Beverly Roberts, Melissa Barlow, Bob Trammell
Technical: None; **Attendance:** 2,518; **Halftime:** OU 45, SMU 29

» GAME 4

OKLAHOMA 78, COLORADO STATE 46

Nov. 21, 2017 • Fort Collins, Colo. • Moby Arena

OKLAHOMA	MP	FG	3FG	FT	R	F	A	TO	B	S	TP
Simpson (F)	21	2-7	0-0	0-0	7	2	0	2	0	0	4
Manning (F)	25	3-6	2-3	5-6	5	2	2	2	0	0	13
Pierre-Louis (C)	24	2-3	0-0	2-2	6	2	4	1	2	0	6
Williams (G)	27	3-6	1-4	0-0	7	1	2	2	0	1	7
Ortiz (G)	29	6-11	6-10	0-0	4	2	0	0	0	0	18
Penzo	8	2-3	1-2	0-0	0	2	0	0	0	0	5
Pellington	28	5-9	0-1	2-4	1	3	4	2	0	2	12
Llanusa	24	4-13	1-7	2-2	6	1	2	2	0	2	11
Odimgbe	14	1-2	0-0	0-0	6	1	0	0	1	0	2
Totals	200	28-60	11-27	11-14	43	16	14	11	3	5	78

CSU	MP	FG	3FG	FT	R	F	A	TO	B	S	TP
Mirkovic (F)	24	4-8	0-0	0-0	3	4	3	2	0	0	8
Austgulen (G)	14	1-2	1-2	0-0	2	0	0	0	0	0	3
Tryggvesson (G)	36	3-9	2-8	0-3	6	3	0	0	0	1	8
Tvrdy (G)	33	2-7	1-6	0-2	3	0	0	1	0	1	5
Devos (G)	22	1-9	0-2	1-2	2	0	2	1	0	1	3
Linden	18	1-3	0-1	0-0	1	3	0	2	0	1	2
Edwards	4	0-0	0-0	0-0	0	1	0	0	0	0	0
Svanholm	4	0-0	0-0	0-0	0	0	0	1	0	0	0
Kaiser	8	2-4	0-1	0-0	2	0	0	0	0	0	4
Colaivalu	22	3-8	0-1	6-7	2	1	2	1	0	0	12
Brady	7	0-2	0-0	1-2	2	2	0	3	1	0	1
Davis	8	0-4	0-0	0-0	2	0	0	0	0	0	0
Totals	200	17-56	4-21	8-16	30	14	8	11	2	4	46

Officials: Lisa Jones, Melissa Barlow, Bob Scoffield
Technical: None; **Attendance:** 1,409; **Halftime:** OU 31, CSU 29



BOX SCORES

» GAME 5

OREGON 92, OKLAHOMA 74 (PK80 Invitational)

Nov. 25, 2017 • Norman • Lloyd Noble Center • PAC 12

OKLAHOMA	MP	FG	3FG	FT	R	F	A	TO	B	S	TP
Simpson (F)	14	0-2	0-0	0-0	4	1	0	0	1	0	0
Pierre-Louis (C)	32	12-21	0-1	8-13	13	4	2	3	4	1	32
Williams (G)	14	0-4	0-1	0-0	0	0	0	2	0	0	0
Ortiz (G)	38	3-13	1-9	0-0	4	2	2	1	0	3	7
Manning (G)	38	3-11	0-4	11-15	5	2	2	3	1	3	17
Penzo	4	1-1	0-0	0-0	1	1	0	0	0	0	2
Pellington	26	2-7	0-1	0-0	2	1	3	2	0	2	4
Llanusa	27	3-9	0-5	6-6	3	5	2	2	0	1	12
Odimgbe	7	0-1	0-0	0-0	1	0	0	1	0	0	0
Totals	200	24-69	1-21	25-34	41	16	11	14	5	11	74
		(.348)	(.048)	(.735)							

OREGON	MP	FG	3FG	FT	R	F	A	TO	B	S	TP
Hebard (F)	32	7-15	0-0	1-1	15	3	0	0	4	0	15
McGwire (F)	17	4-6	0-0	0-0	3	3	2	1	1	0	8
Cazorla (G)	35	5-9	1-4	0-0	3	2	8	5	1	2	11
Bando (G)	28	2-6	1-5	0-0	3	0	0	1	0	0	5
Ionescu (G)	38	10-20	4-7	4-4	7	1	6	0	1	0	28
Sabally	23	6-11	1-4	0-0	2	5	0	5	1	1	13
Hall	13	3-3	3-3	1-1	1	0	4	1	0	0	10
Giomi	0+	0-0	0-0	0-0	1	0	0	0	0	0	0
Maley	8	1-2	0-0	0-0	1	3	0	2	1	0	2
Ayuso	1	0-0	0-0	0-0	0	0	0	0	0	0	0
Gildon	5	0-0	0-0	0-0	0	5	0	0	1	0	0
Gampisano	0+	0-0	0-0	0-0	1	0	0	0	0	0	0
Totals	200	22-52	6-21	20-25	41	11	10	17	7	7	70
		(.423)	(.286)	(.800)							

Officials: Melissa Barlow, Brenda Pantoja, Tina Napier

Technical: Pierre-Louis (OU), Ionescu (ORE); Attendance: 6,033;

Halftime: ORE 48, OU 34

» GAME 6

LITTLE ROCK 68, OKLAHOMA 56

Nov. 28, 2017 • Little Rock, Ark. • Jack Stephens Center

OKLAHOMA	MP	FG	3FG	FT	R	F	A	TO	B	S	TP
Pierre-Louis (C)	20	2-5	0-0	3-3	4	4	0	2	5	1	7
Williams (G)	16	2-4	1-1	0-0	3	1	2	1	0	0	5
Simpson (F)	23	2-5	0-0	0-0	7	0	0	2	0	0	4
Ortiz (G)	37	4-9	3-6	4-4	4	3	2	2	0	0	15
Manning (G)	28	0-6	0-3	2-2	7	5	0	5	0	0	2
Penzo	16	0-0	0-0	0-0	3	0	1	1	1	0	0
Pellington	28	7-13	0-0	1-4	1	3	0	4	0	1	15
Llanusa	24	2-9	0-4	2-5	2	2	0	3	0	2	6
Odimgbe	8	1-2	0-0	0-0	2	1	0	0	0	0	2
Totals	200	20-53	4-14	12-18	38	19	5	20	6	4	56
		(.377)	(.286)	(.667)							

LR	MP	FG	3FG	FT	R	F	A	TO	B	S	TP
Ro. Gray (F)	30	6-14	0-1	2-5	3	4	0	2	1	1	14
Townson (G)	40	3-5	2-4	2-2	1	3	5	2	0	3	10
Collier (G)	36	4-13	0-1	2-4	8	3	8	2	0	0	10
Ra. DeGray (G)	36	7-13	0-0	2-2	5	2	0	2	1	1	16
Keys (F)	23	3-8	0-0	0-0	5	5	0	1	0	1	6
Moore	15	1-4	0-1	2-2	6	3	0	1	0	2	4
Lasker	14	0-1	0-1	6-6	2	1	1	1	0	1	6
Hurlburt	6	1-1	0-0	0-0	0	1	0	0	0	0	2
Totals	200	25-59	2-8	16-21	33	22	14	13	2	9	68
		(.424)	(.250)	(.762)							

Officials: Brian Garland, Scotty Herman, Rachel Melot

Technical: None; Attendance: 1,306; Halftime: LR 36, OU 20



► Vionise Pierre-Louis finished with a career-high 32 points and pulled down 13 rebounds at Oregon.

» GAME 7

FLORIDA 80, OKLAHOMA 61 (Big 12/SEC Challenge)

Dec. 3, 2017 • Norman • Lloyd Noble Center • SSTV

FLORIDA	MP	FG	3FG	FT	R	F	A	TO	B	S	TP
Hersler (F)	25	3-9	1-4	2-3	4	3	0	0	0	0	9
Lorenzen (F)	30	1-4	0-0	5-8	11	4	1	6	0	0	7
Washington (G)	32	4-12	1-4	2-3	15	4	4	5	0	3	11
Nakkasoglu (G)	37	7-15	4-9	6-7	4	0	4	5	0	1	24
Anderson (G)	35	8-11	6-7	7-9	8	0	4	1	0	0	29
Portakal	1	0-0	0-0	0-0	0	0	0	0	0	0	0
Searcey	15	0-2	0-1	0-0	2	0	2	1	0	0	0
Thomas	20	0-1	0-1	0-0	7	2	1	2	0	0	0
Hayes	5	0-1	0-0	0-0	1	1	0	0	0	0	0
Totals	200	23-55	12-26	22-30	56	14	16	21	0	4	80
		(.418)	(.462)	(.733)							

OKLAHOMA	MP	FG	3FG	FT	R	F	A	TO	B	S	TP
Simpson (F)	9	0-3	0-0	0-0	1	2	0	2	0	0	0
Pierre-Louis (C)	27	1-8	0-0	2-3	3	2	0	1	1	1	4
Williams (G)	21	4-11	1-2	0-0	2	0	0	0	0	1	9
Penzo (G)	10	0-0	0-0	0-0	1	2	2	0	0	1	0
Ortiz (G)	40	0-8	0-3	0-0	5	2	1	0	0	2	0
Pellington	26	11-17	0-0	2-2	3	2	1	0	1	0	22
Llanusa	23	5-15	1-8	2-3	4	4	0	2	0	1	13
Manning	34	5-15	1-7	0-0	6	3	2	1	2	3	11
Odimgbe	10	1-1	0-0	0-0	3	2	0	0	0	0	2
Totals	200	27-78	3-20	4-8	31	20	7	7	3	10	61
		(.346)	(.150)	(.500)							

Officials: Brenda Pantoja, Brian Hall, Roy Gulbeyan

Technical: None; Attendance: 2,992; Halftime: UF 33, OU 23



» GAME 8

SOUTH DAKOTA STATE 67, OKLAHOMA 61

Dec. 6, 2017 • Brookings, S.D. • Frost Arena • ESPN3

OKLAHOMA	MP	FG	3FG	FT	R	F	A	TO	B	S	TP
Simpson (F)	23	2-10	0-0	1-2	9	2	0	3	0	1	5
Pellington (G)	32	5-10	0-0	6-10	3	5	0	6	1	2	16
Ortiz (G)	40	4-15	3-10	2-2	7	3	2	0	2	2	13
Llanusa (G)	18	4-7	1-3	0-0	1	5	0	2	0	1	9
Manning (G)	39	4-16	0-4	2-2	8	4	2	5	4	3	10
Williams	7	0-3	0-1	0-0	1	0	0	1	0	0	0
Penzo	24	0-0	0-0	2-2	4	0	4	3	0	2	2
Odimgbe	17	2-3	0-0	2-6	9	4	2	0	1	0	6
Totals	200	21-64	4-18	15-24	47	23	10	20	8	11	61
		(.328)	(.222)	(.625)							

SDST	MP	FG	3FG	FT	R	F	A	TO	B	S	TP
Selland (F)	28	4-11	0-	4-4	9	1	2	4	0	0	12
Thompson (F)	27	1-6	0-2	2-3	5	2	0	2	2	1	4
Alexander (G)	22	2-7	0-2	1-2	6	4	3	2	0	2	5
Guebert (G)	39	4-13	2-6	6-6	4	4	1	2	0	1	16
Miller (G)	23	4-10	2-4	7-8	6	3	0	1	0	1	17
Cascio Jensen	22	2-6	2-4	0-0	5	1	3	5	0	0	6
Larson	16	3-7	1-2	0-0	5	3	0	1	2	1	7
Palmer	17	0-4	0-3	0-0	1	1	0	0	0	1	0
Bultsma	5	0-0	0-0	0-0	1	0	1	0	1	0	0
Totals	200	20-64	7-25	20-23	48	19	10	19	5	7	67
		(.313)	(.280)	(.870)							

Officials: Doug Knight, Missy Brook, Greg Small

Technical: None; Attendance: 2,068; Halftime: SDST 38, OU 26

» GAME 9

OKLAHOMA 79, USF 74

Dec. 9, 2017 • Norman • Lloyd Noble Center • SSTV

USF	MP	FG	3FG	FT	R	F	A	TO	B	S	TP
Henshaw (F)	19	4-4	0-0	1-1	3	5	0	1	0	0	9
Ferreira (G)	35	1-6	0-4	2-2	8	2	4	6	0	1	4
Jespersen (F)	37	7-18	3-7	1-2	12	3	0	2	1	0	18
Flores (G)	37	5-11	3-5	2-2	5	2	0	0	0	1	15
Laksa (G)	33	7-19	3-9	4-4	1	5	1	2	0	0	21
Prieto	19	1-3	0-2	1-2	2	3	5	2	0	1	3
Blagmon	3	0-0	0-0	0-0	0	0	0	0	0	0	0
Leverett	17	2-4	0-0	0-0	2	4	1	0	0	0	4
Pehadzic	1	0-0	0-0	0-0	0	0	0	0	0	0	0
Totals	200	27-65	9-27	11-13	35	24	11	13	1	3	74
		(.415)	(.333)	(.846)							

OKLAHOMA	MP	FG	3FG	FT	R	F	A	TO	B	S	TP
Pierre-Louis (C)	34	8-9	0-0	2-5	7	3	2	5	0	0	18
Penzo (G)	38	0-0	0-0	0-0	4	0	7	1	0	1	0
Ortiz (G)	40	9-14	8-12	5-6	5	2	2	0	0	0	31
Llanusa (G)	30	5-12	0-4	5-9	9	3	1	2	0	2	15
Manning (G)	40	3-10	0-3	1-2	5	3	6	3	1	1	7
Simpson	7	0-1	0-0	0-0	0	1	0	1	0	0	0
Pellington	10	3-6	0-0	2-3	2	2	0	0	0	0	8
Odimgbe	1	0-0	0-0	0-0	0	0	0	0	0	0	0
Totals	200	28-52	8-19	15-25	33	17	18	13	1	4	79
		(.538)	(.421)	(.600)							

Officials: Tina Napier, Lisa Mattingly, Camerno Inouye

Technical: None; Attendance: 3,896; Halftime: USF 35, OU 32

» GAME 10

OKLAHOMA 105, NEW MEXICO 63

Dec. 16, 2017 • Norman • Lloyd Noble Center • SSTV

UNM	MP	FG	3FG	FT	R	F	A	TO	B	S	TP
Anderson (C)	21	0-2	0-1	3-4	4	3	1	0	1	0	3
Benyon (G)	26	2-12	0-4	1-2	4	3	6	8	0	2	5
Buck (G)	22	3-8	3-7	0-0	1	4	0	3	1	2	9
Flye (G)	22	3-9	2-3	0-0	5	2	1	3	0	0	8
Lapeyrolere (G)	36	5-15	4-9	4-4	7	1	1	1	0	1	18
Smith	24	1-5	0-1	0-0	2	2	1	4	0	2	2
Lines	11	0-3	0-0	0-0	5	1	0	0	0	0	0
Burleson	14	2-3	2-3	8-8	0	0	1	1	0	0	14
De La Creda	3	0-1	0-1	0-0	0	0	0	1	0	0	0
Moore	1	0-0	0-0	0-0	0	0	0	0	0	0	0
Bryan	10	1-1	0-0	2-2	0	1	2	0	0	1	4
Washington	10	0-3	0-1	0-0	1	0	0	1	1	0	0
Totals	200	17-62	11-33	18-20	32	17	13	23	3	8	63
		(.274)	(.333)	(.900)							

OKLAHOMA	MP	FG	3FG	FT	R	F	A	TO	B	S	TP
Pierre-Louis (C)	15	7-8	0-0	2-3	13	1	3	2	2	0	16
Penzo (G)	25	1-2	1-2	0-0	5	3	11	2	1	3	3
Ortiz (G)	26	8-15	7-13	2-2	4	1	3	0	0	1	25
Llanusa (G)	35	9-22	4-16	5-6	7	3	2	2	0	1	27
Manning (G)	23	5-9	3-6	1-2	6	2	1	3	1	2	14
Williams	19	3-9	0-1	0-0	4	1	3	2	0	2	6
Simpson	21	1-5	0-0	0-0	12	4	2	2	0	1	2
Pellington	22	2-10	0-0	0-0	4	3	2	2	0	0	4
Odimgbe	14	4-5	0-0	0-0	4	3	0	1	0	0	8
Totals	200	25-54	8-19	11-18	29	19	13	12	1	7	69
		(.463)	(.421)	(.611)							

Officials: Jesse Dickerson, Felicia Grinter, Michael McConnell

Technical: UNM - Team; Attendance: 4,508;

Halftime: OU 56, UNM 25



► Gabbi Ortiz scored a career-high 31 points against South Florida, burying a career-best eight 3-pointers.



BOX SCORES

» GAME 11

UCONN 88, OKLAHOMA 64

Dec. 19, 2017 • Uncasville, Conn. • Mohegan Sun Arena • CBSN

OKLAHOMA	MP	FG	3FG	FT	R	F	A	TO	B	S	TP
Pierre-Louis (C)	27	5-11	0-0	4-6	6	4	1	1	3	2	14
Penzo (G)	30	1-4	0-1	1-2	4	4	2	6	0	0	3
Ortiz (G)	40	4-9	3-8	0-0	4	0	2	1	0	2	11
Llanusa (G)	21	4-13	1-6	0-0	5	5	2	1	0	1	9
Manning (G)	38	6-16	3-5	0-1	3	2	1	1	2	0	15
Williams	8	0-0	0-0	0-0	1	0	2	0	0	0	0
Simpson	11	1-1	0-0	0-0	2	1	1	2	0	0	2
Pellington	21	4-8	0-0	2-3	1	2	2	3	0	0	10
Odimgbe	4	0-0	0-0	0-0	0	2	0	1	0	0	0
Totals	200	25-62	7-20	7-12	32	20	13	16	5	5	64
		(40.3)	(35.0)	(58.3)							

UCONN	MP	FG	3FG	FT	R	F	A	TO	B	S	TP
Williams (F)	24	1-5	0-0	1-2	10	4	8	1	1	1	3
Collier (F)	32	9-16	1-5	2-4	9	4	3	2	2	0	21
Samuelson (F)	39	7-15	4-9	1-4	4	1	6	2	0	0	19
Dangerfield (G)	34	3-8	2-4	0-0	5	0	1	4	0	1	8
Nurse (G)	39	6-10	3-6	2-2	2	1	1	2	1	1	17
Espinosa-Hunter	1	0-0	0-0	0-0	0	1	0	1	0	0	0
Coombs	1	0-0	0-0	0-0	0	0	0	0	0	0	0
Bent	1	0-0	0-0	0-0	0	0	0	0	0	0	0
Stevens	26	8-10	1-2	3-3	8	2	4	1	0	0	20
Inwin	2	0-0	0-0	0-0	0	1	0	0	0	0	0
Camara	1	0-0	0-0	0-0	0	0	0	0	0	0	0
Totals	200	34-64	11-26	9-15	41	14	23	13	4	4	88
		(53.1)	(42.3)	(60.0)							

Officials: Joseph Vaszily, Eric Brewton, Triara Cruse
Technical: None; Attendance: 9,151; Halftime: UConn 48, OU 33

» GAME 12

TEXAS 88, OKLAHOMA 78

Dec. 28, 2017 • Norman • Lloyd Noble Center • SSTV

TEXAS	MP	FG	3FG	FT	R	F	A	TO	B	S	TP
Pierre-Louis (C)	18	3-9	0-0	1-1	6	0	0	2	0	0	7
Edwards (G)	25	5-12	0-1	2-4	4	1	2	3	0	4	12
Little (G)	27	3-13	0-6	0-0	2	4	1	1	1	5	6
Manning (G)	33	4-11	3-4	6-6	4	2	1	0	0	10	17
Dungee (G)	17	2-5	0-0	5-8	2	4	1	0	0	0	9
Williams	17	3-3	0-0	0-0	3	6	2	1	0	3	6
Wyatt	3	0-0	0-0	0-0	0	2	0	0	0	1	0
Rich	1	0-0	0-0	1-2	0	1	0	0	0	0	1
Penzo	7	0-0	0-0	1-2	0	1	1	3	0	0	0
Ortiz	16	2-10	1-6	0-0	1	3	1	1	0	2	5
Kellogg	5	0-1	0-1	0-0	0	0	0	0	0	0	0
Odimgbe	2	0-0	0-0	0-0	0	2	0	0	0	0	0
Carter	9	0-0	0-0	1-2	1	0	0	3	0	1	1
Treece	7	1-2	0-0	0-0	1	0	0	1	0	1	2
Mulkey	13	3-3	0-0	2-4	2	1	0	1	1	0	8
Totals	200	34-66	4-16	16-21	41	27	16	20	4	9	88
		(51.5)	(25.0)	(76.2)							

OKLAHOMA	MP	FG	3FG	FT	R	F	A	TO	B	S	TP
Pierre-Louis (C)	21	2-4	0-0	2-2	5	5	3	5	2	0	6
Penzo (G)	17	2-4	0-2	0-0	1	1	2	4	0	1	4
Ortiz (G)	35	3-6	0-1	2-2	4	3	0	2	0	4	8
Llanusa (G)	26	5-15	2-8	2-2	4	2	1	3	1	1	14
Manning (G)	31	3-11	1-6	7-8	5	3	0	1	0	5	14
Williams	24	4-7	0-0	0-0	3	3	2	1	0	2	8
Simpson	24	3-4	0-0	2-6	3	0	0	0	0	1	8
Pellington	15	7-9	0-0	2-8	3	4	1	2	0	2	16
Odimgbe	7	0-1	0-0	0-0	0	0	0	0	0	0	0
Totals	200	29-61	3-17	17-28	30	21	9	18	3	6	78
		(47.5)	(17.6)	(60.7)							

Officials: Tina Napier, Brian Hall, Brian Garland
Technical: None; Attendance: 3,391; Halftime: UT 41, OU 26

» GAME 13

OKLAHOMA 74, IOWA STATE 69

Dec. 31, 2017 • Ames, Iowa • Hilton Coliseum • Cyclone.tv

OKLAHOMA	MP	FG	3FG	FT	R	F	A	TO	B	S	TP
Simpson (F)	15	1-2	0-0	0-0	3	1	0	1	0	0	2
Pellington (G)	28	9-14	0-0	5-6	3	5	2	5	1	0	23
Ortiz (G)	40	4-5	2-3	3-4	4	2	1	1	2	3	13
Llanusa (G)	22	2-6	1-3	0-0	2	3	0	1	0	0	5
Manning (G)	36	1-8	1-3	9-10	5	2	1	0	0	1	12
Pierre-Louis	25	1-3	0-0	3-6	5	4	4	6	1	3	5
Williams	28	5-9	0-1	2-4	2	0	1	0	0	0	12
Penzo	6	1-1	0-0	0-0	1	3	1	2	0	0	2
Totals	200	24-48	4-14	22-30	32	20	10	17	4	8	74
		(50.0)	(28.6)	(73.3)							

ISU	MP	FG	3FG	FT	R	F	A	TO	B	S	TP
Wise (F)	36	6-10	3-6	0-0	4	1	1	2	2	0	15
Durr (G)	24	1-9	0-6	0-0	4	1	4	1	2	2	2
Kennedy-Hopgate (C)	9	2-2	0-0	2-2	2	4	2	2	1	0	6
Camber (F)	24	4-6	4-6	0-0	0	5	0	0	0	0	12
Carleton (G)	39	5-15	0-4	11-13	9	5	3	4	2	7	21
Johnson	25	1-7	0-4	0-0	1	4	0	2	0	0	2
Washington	1	0-0	0-0	0-0	0	0	0	1	0	0	0
Scott	13	1-4	0-2	0-0	3	1	0	1	0	0	2
Ricketts	10	0-0	0-0	0-0	2	1	0	1	0	0	0
Burkhal	19	4-7	0-0	1-2	4	3	0	2	0	0	9
Totals	200	24-60	7-28	14-17	31	25	10	16	7	9	69
		(40.0)	(25.0)	(82.4)							

Officials: Jesse Dickerson, Bill Laranca, Chaney Muench
Technical: None; Attendance: 9,791; Halftime: OU 42, ISU 34

» GAME 14

OKLAHOMA 84, TCU 71

Jan. 4, 2018 • Norman • Lloyd Noble Center • SSTV

TCU	MP	FG	3FG	FT	R	F	A	TO	B	S	TP
Akomofale (F)	21	1-2	1-1	0-0	7	4	1	0	0	0	3
Moore (C)	24	5-10	0-0	2-2	8	2	4	1	3	0	12
Thompson (G)	33	6-12	3-5	2-2	2	2	0	1	0	1	17
Ramirez (G)	31	2-12	1-6	1-1	2	0	2	1	0	0	6
Woods (G)	25	3-4	1-2	0-2	0	3	3	3	0	0	7
Okonkwo	19	8-12	2-2	3-4	7	4	0	3	0	0	21
Christian	3	0-0	0-0	0-0	0	0	0	0	0	0	0
Heard	13	0-5	0-1	0-0	2	3	1	3	0	2	0
Vann	12	1-5	1-3	0-0	0	1	0	1	0	0	3
Ray	19	1-6	0-2	0-0	5	1	3	2	0	1	2
Totals	200	27-68	9-22	8-11	38	20	14	15	3	4	71
		(39.7)	(40.9)	(72.7)							

OKLAHOMA	MP	FG	3FG	FT	R	F	A	TO	B	S	TP
Llanusa (G)	26	2-11	0-4	0-0	4	4	1	0	1	2	4
Pierre-Louis (C)	22	8-13	0-0	3-6	12	3	4	2	5	1	19
Pellington (G)	33	8-14	0-0	4-6	4	2	1	2	1	1	20
Ortiz (G)	37	2-6	0-2	2-2	8	2	4	2	0	4	6
Manning (G)	37	7-9	4-6	4-4	2	3	2	2	2	2	22
Williams	21	2-7	1-1	0-0	2	0	1	1	0	1	5
Simpson	12	2-2	0-0	0-0	3	2	0	1	0	0	4
Penzo	6	2-2	0-0	0-0	0	0	2	1	0	0	4
Odimgbe	6	0-0	0-0	0-0	1	0	0	0	1	0	0
Totals	200	33-64	5-13	13-18	40	16	15	11	10	9	84
		(51.6)	(38.5)	(72.2)							

Officials: Mark Zentz, Cameron Inouye, Eric Brewton
Technical: None; Attendance: 2,522; Halftime: OU 36, TCU 32



► **Maddie Manning** led OU with 22 points, hit four 3-pointers and finished 7-of-9 from the floor in the Sooners' 84-71 victory over TCU on Jan. 4.

» GAME 15

OKLAHOMA STATE 96, OKLAHOMA 82

Jan. 7, 2018 • Stillwater, Okla. • Gallagher-Iba Arena • FSOK

OKLAHOMA	MP	FG	3FG	FT	R	F	A	TO	B	S	TP
Pierre-Louis (C)	26	7-14	0-0	5-6	6	4	4	1	1	1	19
Pellington (G)	24	2-11	0-0	0-0	3	3	3	1	0	2	4
Ortiz (G)	38	6-14	4-10	0-0	5	2	2	3	0	1	16
Llanusa (G)	38	6-14	3-5	2-5	5	3	0	0	1	1	17
Manning (G)	38	11-19	2-5	1-3	8	3	2	6	1	1	25
Williams	8	0-0	0-0	0-0	2	1	0	1	0	0	0
Simpson	2	0-1	0-0	0-0	0	1	0	0	0	0	0
Penzo	14	0-1	0-0	1-2	3	2	4	2	0	1	1
Odimgbe	12	0-0	0-0	0-0	3	2	0	0	1	0	0
Totals	200	32-74	9-20	9-13	43	23	18	14	3	7	82
		(.432)	(.450)	(.692)							

OSU	MP	FG	3FG	FT	R	F	A	TO	B	S	TP
Coleman (F)	34	3-7	0-1	2-2	2	4	3	0	2	1	8
Castro (F)	36	5-11	3-8	1-2	5	2	1	0	0	0	14
Jensen (C)	31	9-14	1-2	8-11	11	4	2	7	3	0	27
Miller (G)	40	5-13	2-5	2-2	7	2	5	2	1	2	14
Goodwin (G)	40	10-19	2-3	9-10	8	0	5	2	1	2	31
Holt	2	0-0	0-0	0-0	0	0	0	0	0	0	0
Jones	13	0-2	0-1	2-2	1	2	1	2	0	0	2
Hobbs	4	0-0	0-0	0-0	1	1	0	0	0	0	0
Totals	32-66	8-20	24-29	38	15	17	13	7	5	96	
	(.485)	(.400)	(.828)								

Officials: Doug Knight, Brian Garland, Cheryl Flores
Technical: None; **Attendance:** 3,128; **Halftime:** OSU 44, OU 30

» GAME 16

OKLAHOMA 73, TEXAS TECH 52

Jan. 10, 2018 • Lubbock, Texas • United Supermarkets Arena • FSSW+

OKLAHOMA	MP	FG	3FG	FT	R	F	A	TO	B	S	TP
Pierre-Louis (C)	28	10-13	0-0	2-3	8	4	1	3	0	0	22
Pellington (G)	31	3-6	0-0	2-4	1	2	1	2	0	0	8
Ortiz (G)	29	2-12	1-9	2-2	4	2	5	0	0	3	7
Llanusa (G)	26	4-9	1-5	3-4	4	3	0	6	0	2	12
Manning (G)	32	3-11	2-7	1-2	10	3	1	3	0	8	9
Williams	25	3-8	0-2	0-0	4	2	3	0	0	0	6
Simpson	14	4-6	0-0	0-0	2	1	0	3	0	0	8
Penzo	11	0-1	0-0	0-0	0	1	1	3	0	2	0
Odimgbe	4	0-0	0-0	1-2	4	4	0	1	0	0	1
Totals	200	29-66	4-23	11-17	41	22	12	21	0	15	73
		(.439)	(.174)	(.647)							

TEXAS TECH	MP	FG	3FG	FT	R	F	A	TO	B	S	TP
Blaire (F)	21	3-10	1-4	1-2	6	2	0	1	0	1	8
Sanders (F)	25	3-5	0-1	0-2	4	0	1	4	0	0	6
Terry (C)	24	6-11	0-0	6-13	10	3	0	4	0	2	18
Whilby (G)	32	1-5	0-4	1-2	4	0	3	4	0	1	3
Bright (G)	32	2-6	0-1	1-1	2	5	3	2	1	0	5
Degrate	11	1-4	0-0	1-2	1	0	0	3	0	0	3
Calvert	25	1-5	1-1	0-0	3	4	2	3	0	0	3
Harrison	1	0-0	0-0	0-0	1	0	0	0	0	0	0
Brewer	8	2-3	0-0	1-1	0	0	0	0	0	0	5
Hayden	4	0-0	0-0	0-0	0	1	0	1	0	0	0
McAbode	10	0-0	0-0	1-2	2	1	0	5	0	0	1
McKenzie	6	0-0	0-0	0-0	0	0	0	1	1	0	0
Totals	200	19-49	2-11	12-25	34	15	9	27	2	5	52
		(.388)	(.182)	(.480)							

Officials: Scott Yarbrough, Beverly Roberts, Amy Bonner
Technical: None; **Attendance:** 4,352; **Halftime:** OU 39, TTU 29

» GAME 17

BAYLOR 74, OKLAHOMA 52

Jan. 14, 2018 • Norman • Lloyd Noble Center • FS1

BAYLOR	MP	FG	3FG	FT	R	F	A	TO	B	S	TP
Cohen (F)	36	7-12	0-0	2-3	6	4	0	2	2	0	16
Cox (F)	33	4-9	0-1	0-3	10	5	3	6	1	2	8
Brown (C)	15	3-5	0-0	3-3	8	3	0	1	2	0	9
Wallace (G)	37	6-12	0-3	3-3	7	2	4	3	0	2	15
Chou (G)	33	4-6	1-3	3-4	3	1	1	1	2	1	12
Richards	8	1-2	0-0	0-0	2	0	0	2	0	0	2
Morris	28	4-10	1-5	0-0	4	1	1	2	0	0	9
Landrum	10	1-5	1-4	0-0	3	1	0	0	0	0	3
Totals	200	30-61	3-16	11-16	47	17	9	17	7	5	74
		(.492)	(.188)	(.688)							

OKLAHOMA	MP	FG	3FG	FT	R	F	A	TO	B	S	TP
Pierre-Louis (C)	28	4-11	0-0	6-7	5	4	1	4	3	0	14
Pellington (G)	20	0-6	0-0	0-2	1	3	1	1	0	2	0
Ortiz (G)	40	3-11	3-9	2-2	6	2	1	1	0	3	11
Llanusa (G)	40	5-11	3-6	6-6	4	4	1	1	0	0	19
Manning (G)	27	1-9	1-5	1-2	2	4	1	5	0	3	4
Williams	5	0-1	0-0	0-1	1	1	0	0	0	0	0
Simpson	7	0-1	0-0	0-0	2	0	0	0	0	0	0
Penzo	22	1-5	0-0	0-2	3	1	0	0	0	0	2
Odimgbe	11	1-1	0-0	0-0	1	0	0	0	1	1	2
Totals	200	15-56	7-20	15-21	29	19	7	13	4	9	52
		(.268)	(.350)	(.714)							

Officials: Lisa Jones, Laura Morris, Jesse Dickerson
Technical: None; **Attendance:** 3,510; **Halftime:** BU 33, OU 30

»GAME 18

OKLAHOMA 76, KANSAS STATE 71

Jan. 17, 2018 • Manhattan, Kan. • Bramlage Coliseum • ESPN3

OKLAHOMA	MP	FG	3FG	FT	R	F	A	TO	B	S	TP
Pierre-Louis (C)	29	7-8	0-0	4-6	7	4	6	3	2	0	18
Penzo (G)	23	3-6	0-0	0-0	3	5	2	3	0	0	6
Pellington (G)	40	7-13	0-0	2-4	1	0	6	4	0	1	16
Ortiz (G)	40	7-13	6-11	0-0	4	2	0	4	0	2	20
Manning (G)	37	3-6	1-3	3-4	7	3	3	5	0	1	10
Williams	12	1-3	0-0	0-0	2	0	0	2	0	0	2
Simpson	12	0-1	0-0	0-0	2	1	0	1	0	0	0
Odimgbe	7	2-3	0-0	0-0	3	2	0	0	0	0	4
Totals	200	30-53	7-14	9-14	33	17	17	22	2	4	76
		(.474)	(.273)	(.647)							

K-STATE	MP	FG	3FG	FT	R	F	A	TO	B	S	TP
Page (F)	34	3-6	2-4	0-0	3	0	5	1	1	2	8
Williams (F)	37	10-17	1-2	2-4	8	2	0	2	1	1	23
Martin (F)	35	2-5	0-1	2-2	4	3	7	2	0	6	6
Goth (G)	38	6-9	0-0	4-7	4	2	6	2	0	3	16
Ranke (G)	35	4-14	3-13	2-2	4	3	1	1	0	1	13
Goodrich	10	2-6	0-2	0-0	1	1	0	2	0	0	4
Jones	6	0-0	0-0	1-2	1	5	0	1	0	0	1
Ray	3	0-0	0-0	0-0	0	1	0	1	0	0	0
Lakes	2	0-0	0-0	0-0	0	0	0	1	0	1	0
Totals	200	27-57	6-22	11-17	27	17	19	15	2	14	71
		(.474)	(.273)	(.647)							

Officials: Dee Kantner, Mark Zentz, Gina Cross

Technical: None; Attendance: 3,465; Halftime: KSU 41, OU 38

»GAME 19

OKLAHOMA STATE 70, OKLAHOMA 67

Jan. 20, 2018 • Norman • Lloyd Noble Center • FSN

OSU	MP	FG	3FG	FT	R	F	A	TO	B	S	TP
Coleman (F)	38	3-9	0-1	0-0	9	0	2	0	0	1	6
Jensen (C)	34	10-20	2-3	7-9	13	3	1	3	2	1	29
Miller (G)	39	4-9	3-4	2-2	2	3	1	3	0	1	13
Hobbs (G)	26	3-3	2-2	0-0	0	2	1	2	0	1	8
Goodwin (G)	39	1-18	0-5	3-4	5	1	6	1	0	2	5
Holt	6	0-1	0-0	0-0	2	1	1	1	1	0	0
Jones	3	0-1	0-0	0-0	0	0	0	0	0	0	0
Castro	15	3-3	3-3	0-0	1	1	0	0	0	0	9
Totals	200	24-64	10-18	12-15	36	11	12	10	3	6	70
		(.375)	(.556)	(.800)							

OKLAHOMA	MP	FG	3FG	FT	R	F	A	TO	B	S	TP
Pierre-Louis (C)	31	6-12	0-0	2-2	20	5	3	5	3	1	14
Pellington (G)	40	11-15	0-0	4-6	6	1	3	4	0	1	26
Ortiz (G)	40	4-12	2-10	0-0	3	1	2	0	0	1	10
Llanusa (G)	40	5-11	1-2	2-2	3	3	0	1	0	2	13
Manning (G)	33	2-8	0-2	0-0	4	1	0	2	1	0	4
Simpson	2	0-0	0-0	0-0	0	0	0	2	0	0	0
Penzo	7	0-0	0-0	0-0	0	0	0	0	0	0	0
Odimgbe	7	0-2	0-0	0-0	0	1	0	1	1	0	0
Totals	200	28-60	3-14	8-10	12	12	8	16	5	5	67
		(.467)	(.214)	(.800)							

Officials: Cameron Inouye, Metta Roberts, Roy Gulbeyan

Technical: None; Attendance: 4,529; Halftime: OSU 26, OU 19



►Shaina Pellington scored a career-high 26 points against Oklahoma State on Jan. 20, 2018. She finished the season with seven 20-point scoring games.

»GAME 20

OKLAHOMA 97, KANSAS 64

Jan. 24, 2018 • Norman • Lloyd Noble Center • SSTV

KANSAS	MP	FG	3FG	FT	R	F	A	TO	B	S	TP
Cheadle (F)	26	3-5	0-2	0-0	2	0	2	2	1	0	6
Helgren (C)	11	1-2	0-0	0-0	1	2	1	1	1	0	2
Lyons (G)	31	4-8	1-2	0-0	3	4	2	3	0	0	9
Osoiro (G)	24	5-11	3-5	4-8	4	3	2	4	0	1	17
Kopatich (G)	34	2-11	1-4	0-0	4	1	1	1	0	1	5
Lott	14	3-3	0-0	2-2	3	3	0	11	0	2	8
Richardson	26	5-10	3-5	0-3	1	3	2	2	0	2	13
Watts	7	0-3	0-1	0-0	1	0	0	1	0	1	0
Benoit	11	0-1	0-1	0-0	3	1	3	0	0	0	0
Boric	2	0-0	0-0	0-0	0	0	0	0	0	0	0
Johnson	13	2-4	0-0	0-0	4	1	1	0	0	0	4
Totals	200	25-58	8-20	6-13	32	18	14	61	2	7	64
		(.431)	(.400)	(.462)							

OKLAHOMA	MP	FG	3FG	FT	R	F	A	TO	B	S	TP
Pierre-Louis (C)	26	4-7	0-0	5-6	5	1	1	0	2	0	13
Pellington (G)	27	7-13	0-0	3-7	2	2	3	1	0	2	17
Ortiz (G)	31	6-11	5-6	0-0	5	0	3	1	0	2	17
Llanusa (G)	31	6-14	3-8	3-6	7	1	1	4	0	3	18
Manning (G)	24	4-5	3-3	0-0	3	3	1	1	0	1	11
Williams	18	4-5	0-0	2-2	1	0	3	2	1	1	10
Simpson	15	0-1	0-0	0-0	3	1	0	0	0	0	0
Penzo	14	3-3	1-1	2-2	3	3	2	2	0	0	9
Odimgbe	14	1-1	0-0	0-1	4	1	1	2	2	2	2
Totals	200	35-60	12-18	15-24	38	12	15	13	5	9	97
		(.583)	(.667)	(.625)							

Officials: Lisa Mattingly, Dee Kantner, Michael McConnell

Technical: None; Attendance: 3,302; Halftime: OU 52, KU 26



» GAME 21

TCU 62, OKLAHOMA 58

Jan. 27, 2018 • Fort Worth, Texas • Schollmaier Arena • FSSW

OKLAHOMA	MP	FG	3FG	FT	R	F	A	TO	B	S	TP
Pierre-Louis (C)	33	3-7	0-0	6-9	14	3	3	2	5	2	12
Pellington (G)	32	7-14	0-0	5-9	3	3	2	5	0	0	19
Ortiz (G)	40	3-13	2-9	2-2	9	2	3	3	0	0	10
Llanusa (G)	37	6-15	1-1	2-2	3	2	1	4	0	1	14
Manning (G)	32	1-7	1-2	0-0	8	1	1	2	1	1	3
Williams	3	0-0	0-0	0-0	0	0	0	0	0	0	0
Penzo	16	0-1	0-1	0-0	1	3	4	1	0	1	0
Odimgbe	7	0-0	0-0	0-0	3	1	0	0	1	0	0
Totals	200	20-57	4-17	14-22	48	15	14	17	7	5	58
		(.351)	(.235)	(.636)							

TCU	MP	FG	3FG	FT	R	F	A	TO	B	S	TP
Akomolafe (F)	17	2-3	0-0	1-1	3	3	2	1	2	1	5
Moore (C)	22	1-12	0-0	4-5	11	3	1	2	3	1	6
Woods (G)	24	1-3	0-0	0-0	2	4	1	4	0	0	2
Coleman (G)	12	1-7	0-0	0-0	0	3	1	1	0	0	2
Ray (G)	40	4-12	2-4	1-1	2	1	4	0	2	1	11
Okonkwo	17	1-7	1-3	2-2	4	3	3	2	0	0	5
Ramirez	14	3-6	1-2	2-2	1	0	0	0	0	0	9
Heard	25	5-7	2-4	0-0	2	1	2	2	0	3	12
Vann	28	3-6	1-4	1-1	2	1	1	0	0	1	8
Hellessey	1	0-1	0-1	2-2	0	0	0	0	0	1	2
Totals	200	21-64	7-18	13-14	35	17	15	11	7	8	62
		(.328)	(.389)	(.929)							

Officials: Felicia Grinter, Amy Bonner, Billy Smith
Technical: None; **Attendance:** 2,882; **Halftime:** TCU 28, OU 24

» GAME 22

OKLAHOMA 68, KANSAS STATE 49

Jan. 31, 2018 • Norman • Lloyd Noble Center • SSTV

K-STATE	MP	FG	3FG	FT	R	F	A	TO	B	S	TP
Page (F)	29	3-9	3-7	0-0	4	2	2	0	1	2	9
Williams (F)	24	3-7	0-0	0-0	6	2	0	1	0	0	6
Goth (G)	32	4-10	1-3	1-1	1	0	7	5	0	0	10
Ranke (G)	31	2-13	2-13	0-2	3	2	0	2	0	2	6
Martin (G)	17	0-2	0-0	2-2	4	2	0	1	1	0	2
Goodrich	26	2-8	1-3	1-1	3	0	1	2	0	1	6
Wiggins	6	2-5	0-0	0-0	0	0	1	1	0	0	4
Jones	20	2-5	0-0	0-0	10	4	1	1	3	1	4
Ray	6	0-1	0-0	0-0	0	1	0	0	0	0	0
Lakes	9	1-2	0-0	0-2	2	3	0	0	1	0	2
Totals	200	19-62	7-26	4-8	35	16	12	13	6	6	49
		(.306)	(.269)	(.500)							

OKLAHOMA	MP	FG	3FG	FT	R	F	A	TO	B	S	TP
Pierre-Louis (C)	27	9-15	0-0	8-12	13	0	1	2	4	2	26
Penzo (G)	17	0-2	0-0	0-0	3	4	4	1	0	2	0
Pellington (G)	30	3-11	0-0	2-2	6	1	4	4	1	0	8
Ortiz (G)	30	2-6	2-5	0-0	8	0	0	1	0	0	6
Llanusa (G)	30	3-10	1-4	4-4	6	1	4	2	0	2	11
Williams	21	4-7	1-1	2-2	5	2	0	1	0	0	11
Simpson	12	0-2	0-0	0-0	1	1	0	1	0	0	0
Manning	23	2-8	2-6	0-0	2	1	1	1	1	0	6
Odimgbe	10	0-22	0-0	0-2	2	1	0	1	1	0	0
Totals	200	23-63	6-16	16-20	51	10	14	14	7	6	68
		(.365)	(.375)	(.800)							

Officials: Beverly Roberts, Tina Napier, Lisa Jones
Technical: None; **Attendance:** 7,235; **Halftime:** OU 32, KSU 25

» GAME 23

OKLAHOMA 76, WEST VIRGINIA 57

Feb. 3, 2018 • Norman • Lloyd Noble Center • SSTV

WVU	MP	FG	3FG	FT	R	F	A	TO	B	S	TP
Muldrow (F)	32	1-8	0-1	3-4	11	5	1	2	0	0	5
King (F)	34	6-11	0-0	0-0	5	2	3	1	0	0	12
Davenport (G)	25	4-14	0-4	3-3	4	3	1	3	1	1	11
Ray (G)	40	1-8	1-6	5-5	2	3	1	7	0	2	8
Pardee (G)	40	3-9	3-6	4-4	2	0	2	1	2	0	13
Jones	14	1-2	1-1	0-0	2	5	2	5	0	1	3
Harden	7	2-4	0-0	1-1	1	1	1	0	0	1	5
Staples	1	0-0	0-0	0-0	1	0	0	1	0	0	0
Ekhehar	7	0-0	0-0	0-0	1	1	0	0	0	0	0
Totals	200	18-56	5-18	16-17	33	20	11	22	3	5	57
		(.321)	(.278)	(.941)							

OKLAHOMA	MP	FG	3FG	FT	R	F	A	TO	B	S	TP
Pierre-Louis (C)	30	5-9	0-0	3-4	6	2	1	3	5	1	13
Pellington (G)	15	2-5	0-0	2-2	1	4	3	4	0	0	6
Ortiz (G)	30	3-10	1-7	2-2	4	1	4	2	0	2	9
Llanusa (G)	40	9-14	6-10	3-9	6	3	1	2	0	1	27
Manning (G)	39	4-9	2-5	2-2	3	1	3	2	2	2	12
Williams	10	1-3	0-0	0-0	1	0	0	1	0	0	2
Penzo	26	3-3	0-0	1-2	6	2	2	4	0	3	7
Odimgbe	10	0-0	0-0	0-2	4	3	0	1	3	0	0
Totals	200	27-53	9-22	13-23	33	16	14	19	10	9	76
		(.509)	(.409)	(.565)							

Officials: Jesse Dickerson, Brenda Pantoja, Metta Roberts
Technical: None; **Attendance:** 3,490; **Halftime:** OU 31, WVU 26



► Ana Llanusa matched her season-high with 27 points in OU's 76-57 victory over No. 21 West Virginia on Feb. 3. Llanusa became just the third Sooner freshman to score 27 points or more in a Big 12 game in school history.

» GAME 24

BAYLOR 74, OKLAHOMA 65

Feb. 5, 2018 • Waco, Texas • Ferrell Center • FS1

OKLAHOMA	MP	FG	3FG	FT	R	F	A	TO	B	S	TP
Pierre-Louis (C)	25	7-12	0-0	5-6	4	5	2	5	0	0	19
Pellington (G)	38	6-14	0-0	2-4	2	2	5	3	0	1	14
Ortiz (G)	37	5-10	4-8	0-0	3	1	1	1	0	0	14
Llanusa (G)	40	1-7	0-3	2-2	4	4	1	2	0	1	4
Manning (G)	37	5-13	2-6	1-1	6	3	0	1	0	3	13
Williams	3	0-1	0-0	0-0	0	0	0	0	0	0	0
Penzo	5	0-0	0-0	0-0	1	1	0	0	0	0	0
Odimgbe	15	0-2	0-0	1-4	4	3	1	2	2	0	0
Totals	200	24-59	6-17	11-15	26	19	10	14	2	5	65
		(.407)	(.353)	(.733)							

BAYLOR	MP	FG	3FG	FT	R	F	A	TO	B	S	TP
Cohen (F)	36	6-9	0-0	3-3	4	3	2	3	1	1	15
Cox (F)	40	12-17	0-1	0-0	3	4	2	3	3	2	24
Brown (C)	24	5-8	0-0	0-1	7	4	1	3	3	1	10
Wallace (G)	40	2-12	0-4	5-6	6	4	12	3	2	1	9
Landrum (G)	18	2-3	0-1	0-0	4	2	1	2	0	2	4
Richards	22	2-4	0-0	5-7	5	0	3	1	0	0	9
Morris	20	1-3	1-3	0-0	3	2	5	2	0	0	3
Totals	200	30-56	1-9	13-17	37	17	26	17	9	7	74
		(.536)	(.250)	(.684)							

Officials: Lisa Mattingly, Cameron Inouye, Brian Hall

Technical: None; Attendance: 5,324; Halftime: BU 38, OU 30



► The Sooners claimed their first-ever win on the road at West Virginia on Feb. 17. **Vionise Pierre-Louis'** tip-in at the buzzer in overtime sealed the victory for the Sooners. **Maddie Manning** chipped in 17 points and six rebounds.

» GAME 25

OKLAHOMA 72, KANSAS 52

Feb. 10, 2018 • Lawrence, Kan. • Allen Fieldhouse • ESPN3

OKLAHOMA	MP	FG	3FG	FT	R	F	A	TO	B	S	TP
Pierre-Louis (C)	21	4-5	0-0	3-7	9	3	0	2	2	0	11
Pellington (G)	24	4-7	0-0	0-0	4	3	2	4	0	0	8
Ortiz (G)	32	5-9	3-6	3-3	3	2	5	3	0	2	16
Llanusa (G)	36	3-12	1-5	3-5	4	2	1	1	0	2	10
Manning (G)	36	5-8	3-5	1-2	5	2	5	4	1	1	14
Williams	13	1-3	0-0	0-2	1	2	1	2	0	1	2
Simpson	8	0-2	0-0	0-0	4	1	0	1	0	0	0
Penzo	14	0-0	0-0	0-0	1	3	1	2	0	0	0
Odimgbe	16	5-6	0-0	1-2	6	1	0	2	2	0	11
Totals	200	27-52	7-16	11-21	40	19	15	21	5	6	72
		(.519)	(.438)	(.524)							

KANSAS	MP	FG	3FG	FT	R	F	A	TO	B	S	TP
Richardson (F)	24	3-11	0-4	5-7	3	3	1	2	0	4	11
Lott (C)	17	0-2	0-0	0-0	4	5	0	1	2	0	0
Lyons (G)	30	5-11	0-1	6-6	2	1	1	3	0	3	16
Osorio (G)	26	4-6	2-3	1-2	2	3	1	3	0	1	11
Kopatich (G)	35	3-15	1-8	3-5	3	4	1	3	1	3	10
Wilson	10	0-4	0-3	2-2	3	1	0	0	0	1	2
Cheadle	16	0-4	0-2	0-0	2	1	1	2	0	1	0
Benoit	19	0-3	0-1	0-0	5	2	0	2	0	2	0
Helgren	23	1-2	0-0	0-0	1	3	0	1	1	0	2
Totals	200	16-50	3-22	17-22	34	23	5	17	4	5	52
		(.321)	(.136)	(.773)							

Officials: Scott Yarbrough, Laura Morris, Lisa Jones

Technical: None; Attendance: 4,117; Halftime: OU 35, KU 27

» GAME 26

OKLAHOMA 79, WEST VIRGINIA 77 (OT)

Feb. 17, 2018 • Morgantown, W. Va • WVU Coliseum • AT&T SportsNet

OKLAHOMA	MP	FG	3FG	FT	R	F	A	TO	B	S	TP
Pierre-Louis (C)	36	8-11	0-0	0-1	11	3	0	5	3	0	16
Pellington (G)	39	6-15	0-0	10-13	5	4	3	6	0	2	22
Ortiz (G)	43	1-5	0-0	9-10	7	4	4	2	0	4	11
Llanusa (G)	45	4-11	1-5	2-4	4	1	0	4	0	0	11
Manning (G)	45	5-10	3-6	4-7	6	2	3	5	0	2	17
Williams	3	0-0	0-0	0-0	0	1	0	0	0	0	0
Penzo	5	0-0	0-0	0-0	0	0	0	1	0	0	0
Odimgbe	9	1-2	0-0	0-0	2	0	0	0	0	0	2
Totals	200	25-54	4-14	25-35	42	15	10	23	3	8	79
		(.463)	(.286)	(.714)							

WVU	MP	FG	3FG	FT	R	F	A	TO	B	S	TP
Muldrow (F)	44	10-18	2-5	1-2	10	3	1	2	1	1	23
King (F)	34	4-9	0-0	2-2	7	4	1	2	0	2	10
Davenport (G)	44	8-18	5-9	3-4	7	2	2	4	1	4	24
Ray (G)	45	1-12	1-5	0-0	5	3	12	3	0	4	3
Pardee (G)	31	4-8	2-4	3-0	0	3	1	2	0	1	13
Jones	15	0-1	0-1	0-2	2	5	2	3	0	0	0
Harden	6	1-1	0-0	0-0	1	5	0	0	0	1	2
Staples	1	0-0	0-0	0-0	0	0	0	0	0	0	0
Ekhelar	5	1-1	0-0	0-0	2	0	0	0	1	0	2
Totals	200	29-68	10-24	9-14	36	25	19	16	3	13	77
		(.427)	(.444)	(.400)							

Officials: Mark Zentz, Bryan Enterline, Gina Cross

Technical: None; Attendance: 4,236; Halftime: WVU 37, OU 30



» GAME 27

OKLAHOMA 80, IOWA STATE 71

Feb. 21, 2018 • Norman • Lloyd Noble Center • SSTV

IOWA STATE	MP	FG	3FG	FT	R	F	A	TO	B	S	TP
Wise (F)	21	3-7	1-3	0-0	4	1	3	2	0	0	7
Camber (F)	27	2-6	2-3	0-0	3	1	0	1	1	0	6
Burkhal (F)	23	2-6	0-1	4-4	8	4	3	2	2	2	8
Durr (G)	38	8-12	6-7	0-0	3	3	4	2	1	0	22
Carleton (G)	39	7-24	4-8	1-1	3	3	4	6	1	1	19
Johnson	17	0-2	0-0	0-0	1	1	1	0	0	0	0
Washington	2	0-0	0-0	0-0	7	1	0	0	0	1	0
Scott	22	4-6	1-3	0-0	7	1	0	0	0	1	9
Ricketts	11	0-0	0-0	0-0	1	2	0	0	0	0	0
Totals	200	26-63	14-25	5-5	33	16	15	13	5	4	71
		(.413)	(.560)	(1.000)							

OKLAHOMA	MP	FG	3FG	FT	R	F	A	TO	B	S	TP
Pierre-Louis (C)	25	8-11	0-0	7-8	11	2	3	1	4	0	23
Williams (G)	17	3-6	0-1	1-11	2	1	1	0	1	0	7
Pellington (G)	25	7-11	0-0	0-0	1	3	0	2	0	0	14
Ortiz (G)	39	6-9	4-5	0-0	9	1	5	1	0	2	16
Manning (G)	38	3-7	2-4	4-4	1	3	3	1	0	2	12
Simpson	3	0-0	0-0	0-0	0	0	0	0	0	0	0
Penzo	16	2-2	0-0	0-0	1	0	4	2	0	0	4
Llanusa	25	1-9	1-7	1-1	2	4	0	2	0	0	4
Odimgbe	12	0-1	0-0	0-0	1	0	0	2	1	0	0
Totals	200	30-56	7-17	13-14	29	14	16	9	7	5	80
		(.491)	(.385)	(.833)							

Officials: Lisa Mattingly, Maj Forsberg, Brian Garland
Technical: None; **Attendance:** 3,321; **Halftime:** OU 38, ISU 35

» GAME 28

OKLAHOMA 79, TEXAS TECH 61

Feb. 24, 2018 • Norman • Lloyd Noble Center • SSTV

TTU	MP	FG	3FG	FT	R	F	A	TO	B	S	TP
Brewer (F)	23	3-13	0-0	1-2	9	2	1	3	2	1	7
Sanders (F)	35	4-8	0-1	0-1	9	1	0	6	0	2	8
Terry (C)	29	6-8	0-0	2-4	6	4	1	1	1	1	14
Bright (G)	5	0-1	0-1	0-0	0	1	0	1	0	0	0
Hayden (G)	29	1-3	0-0	0-0	1	2	4	4	1	1	2
Degrate	3	1-3	0-0	0-0	0	2	0	0	0	0	2
Whilby	35	7-12	5-6	2-2	4	3	1	6	0	1	21
Bruedigam	11	0-0	0-0	0-0	0	0	2	2	0	0	0
Olabode	25	3-11	1-5	0-0	4	1	1	0	1	1	7
McKenzie	5	0-1	0-0	0-0	1	0	0	0	0	0	0
Totals	200	25-60	6-13	5-9	38	16	10	24	5	7	61
		(.417)	(.462)	(.556)							

OKLAHOMA	MP	FG	3FG	FT	R	F	A	TO	B	S	TP
Pierre-Louis (C)	28	5-10	0-0	9-11	12	4	1	3	6	4	19
Pellington (G)	20	2-7	0-0	2-2	0	0	1	1	0	2	6
Ortiz (G)	31	3-9	0-6	0-3	0	3	4	1	0	2	6
Llanusa (G)	33	6-15	2-8	3-4	6	1	1	3	0	3	17
Manning (G)	35	6-19	2-10	2-2	1	3	2	1	0	4	16
Williams	16	2-4	2-2	0-0	2	0	0	0	0	0	6
Simpson	6	0-0	0-0	1-2	3	0	2	0	0	0	1
Penzo	21	0-0	0-0	2-2	1	1	3	1	0	1	2
Odimgbe	10	3-5	0-0	0-1	9	0	0	2	2	0	6
Totals	200	27-69	6-26	19-24	42	9	14	12	8	16	79
		(.391)	(.231)	(.792)							

Officials: Dee Kantner, Laura Morris, Felicia Grinter
Technical: None; **Attendance:** 5,030; **Halftime:** OU 46, TTU 23

» GAME 29

TEXAS 79, OKLAHOMA 66

Feb. 27, 2018 • Austin, Texas • Frank Erwin Center • FS1

OKLAHOMA	MP	FG	3FG	FT	R	F	A	TO	B	S	TP
Pierre-Louis (C)	33	5-10	0-0	9-12	7	3	0	3	1	1	19
Pellington (G)	34	7-15	0-0	1-3	6	2	2	5	0	0	15
Ortiz (G)	38	0-5	0-4	0-0	6	3	2	3	1	1	0
Llanusa (G)	35	5-11	2-6	2-4	4	2	0	3	0	0	14
Manning (G)	40	5-12	2-5	1-2	2	2	2	2	1	6	13
Williams	8	1-2	0-0	0-0	1	0	0	0	0	1	2
Penzo	6	1-1	0-0	0-0	0	0	2	0	0	0	0
Odimgbe	6	0-0	0-0	1-2	2	3	0	2	0	0	1
Totals	200	24-56	4-15	14-23	30	15	8	17	3	9	66
		(.429)	(.267)	(.609)							

TEXAS	MP	FG	3FG	FT	R	F	A	TO	B	S	TP
Hosey (F)	16	4-7	0-0	0-1	2	1	3	0	1	0	8
White (C)	19	3-6	0-0	0-0	4	5	0	1	0	1	6
Higgs (G)	31	8-13	0-1	0-0	5	0	4	3	0	0	16
McCarty (G)	39	5-13	3-6	4-4	6	1	4	1	0	3	17
Atkins (G)	32	6-10	2-4	1-2	7	3	6	4	0	4	15
Sutton	33	4-9	0-2	1-2	4	3	2	4	0	3	9
Aborowa	6	1-1	0-0	0-0	2	0	0	0	0	0	2
Patterson	2	0-1	0-1	0-0	0	1	0	0	0	0	0
Holmes	15	1-4	0-1	3-3	6	4	1	2	0	1	5
K. Caron-Goudreau	1	0-0	0-0	0-0	0	0	0	0	0	0	0
Boothe	7	0-3	0-1	1-2	1	1	0	0	0	0	0
Totals	200	32-67	5-16	10-14	41	19	20	16	1	12	79
		(.478)	(.313)	(.714)							

Officials: Cameron Inouye, Eric Brewton, Doug Knight
Technical: None; **Attendance:** 4,207; **Halftime:** UT 40, OU 31



► Vionise Pierre-Louis helped the Sooners win six of OU's final eight games. Pierre-Louis recorded double-doubles in three of OU's last four contests.



BOX SCORES

» GAME 30

TCU 90, OKLAHOMA 83 (Phillips 66 Big 12 Championship)
March 3, 2018 • Oklahoma City, Okla. • Chesapeake Energy Arena • FSN

TCU	MP	FG	3FG	FT	R	F	A	TO	B	S	TP
Thompson (G)	19	0-3	0-1	6-6	2	5	0	1	0	0	6
Ramirez (G)	27	4-9	2-5	9-10	2	3	2	4	1	0	19
Moore (C)	26	4-5	0-0	0-3	11	2	0	2	1	1	8
Ray (G)	32	2-6	2-5	8-8	3	5	7	3	3	0	14
Akomolafe (F)	14	1-1	0-0	0-0	3	4	2	0	3	0	2
Okonkwo	30	9-13	3-4	0-0	9	0	2	2	1	0	21
Woods	13	1-1	0-0	3-4	2	2	2	2	0	0	5
Heard	8	0-3	0-1	2-2	3	2	0	2	0	1	2
Coleman	1	0-0	0-0	0-0	0	1	0	0	0	0	0
Vann	30	3-5	3-4	4-6	1	13	2	1	2	1	13
Totals	200	24-46	10-20	32-39	37	24	17	18	11	3	90
		(.522)	(.500)	(.821)							

OKLAHOMA	MP	FG	3FG	FT	R	F	A	TO	B	S	TP
Pierre-Louis (C)	20	3-6	0-0	2-3	10	5	1	4	3	1	8
Pellington (G)	36	8-19	0-0	6-9	4	5	2	2	0	0	22
Ortiz (G)	40	1-7	0-3	3-4	2	4	1	1	0	3	5
Llanusa (G)	32	5-10	4-6	3-4	2	5	0	1	0	3	17
Manning (G)	34	9-20	4-8	2-2	6	4	1	1	0	2	24
Williams	10	1-3	0-0	3-3	2	1	0	0	0	0	5
Simpson	5	0-2	0-0	0-0	1	0	0	0	0	0	0
Penzo	10	1-3	0-0	0-0	0	1	1	1	0	0	2
Odimgbe	13	0-3	0-0	0-0	4	4	0	1	0	0	0
Totals	200	28-73	8-17	19-25	34	29	6	11	3	9	83
		(.384)	(.471)	(.760)							

Officials: Brian Hall, Maj Forsberg, Bill Larence
Technical: None; **Attendance:** 4,047; **Halftime:** TCU 50, OU 35

» GAME 31

DEPAUL 90, OKLAHOMA 79 (NCAA Tournament - First Round)
March 16, 2018 • College Station, Texas • Reed Arena • ESPN2

OKLAHOMA	MP	FG	3FG	FT	R	F	A	TO	B	S	TP
Pierre-Louis (C)	24	7-9	0-0	7-11	6	1	0	2	1	0	21
Pellington (G)	32	5-9	0-0	4-6	4	3	2	4	0	0	14
Ortiz (G)	32	7-11	4-7	0-0	4	4	0	2	0	1	18
Llanusa (G)	22	1-7	0-3	11-12	1	5	1	2	0	4	13
Manning (G)	36	3-13	0-6	1-2	8	2	2	0	1	1	7
Williams	19	1-9	0-2	0-0	1	1	0	0	0	0	2
Penzo	31	1-3	0-1	2-2	7	3	10	2	0	2	4
Odimgbe	4	0-0	0-0	0-0	1	0	0	0	0	1	0
Totals	200	30-58	4-19	25-33	33	19	15	12	2	9	79
		(.517)	(.211)	(.758)							

DEPAUL	MP	FG	3FG	FT	R	F	A	TO	B	S	TP
Millender (G)	39	7-14	2-6	0-0	6	2	4	0	0	1	16
Coleman (G)	26	6-9	4-5	1-2	7	5	5	2	0	0	17
Campbell (G)	40	5-6	3-4	4-5	6	4	5	4	1	1	17
Stonewall (F)	35	4-11	0-2	4-6	7	1	6	1	1	2	12
Grays (F)	16	5-7	2-2	4-6	2	5	1	3	0	1	16
Prochaska	14	1-1	0-0	3-4	0	4	3	3	0	0	5
McLimore	2	0-1	0-0	0-0	1	0	0	0	0	0	0
Bekelja	2	0-0	0-0	0-0	0	0	0	0	0	0	0
Allen	26	2-9	1-5	2-2	8	2	2	2	1	1	7
Totals	200	30-58	12-24	18-25	41	23	26	15	3	6	90
		(.517)	(.500)	(.720)							

Officials: Lisa Jones, Bryan Enterline, Ily Seales
Technical: None; **Attendance:** 2,450; **Half:** DU 42, OU 32



► Oklahoma appeared in its 19th consecutive NCAA Tournament, which ranks as the fifth-longest active streak in the nation. The Sooners were the No. 12 seed in College Station, Texas, and faced No. 5 seed DePaul in the first round.

OKLAHOMA

WOMEN'S BASKETBALL



ELEVATE



INDIVIDUAL RECORDS

» CAREER

Games: 143, Jasmine Hartman, 2009-13
Conference Games: 141, Danielle Robinson, 2008-11
Games Started: 140, Danielle Robinson, 2008-11
Minutes: 4,579, Danielle Robinson, 2008-11
Minutes Per Game: 34.9, Phylesha Whaley, 1997-00
Points: 2,729, Courtney Paris, 2006-09
Scoring Average: 19.9, Courtney Paris, 2006-09
Rebounds: 2,304, Courtney Paris, 2006-09
Rebounding Average: 14.8, Courtney Paris, 2006-09
Field Goals: 1,124, Courtney Paris, 2006-09
Field Goal Attempts: 1,941, Courtney Paris, 2006-09
Field Goal Percentage (min. 1,000 attempts): .559, Courtney Paris, 2006-09
3-Point Field Goals: 376, Aaryn Ellenberg, 2011-14
3-Point Field Goal Attempts: 975, Aaryn Ellenberg, 2011-14
3-Point Field Goal Percentage (min. 100 attempts): .417 (88-211), Pam Pannon, 1995-96
Free Throws: 693, LaNeisha Caufield, 1999-02
Free Throw Attempts: 826, LaNeisha Caufield, 1999-02
Free Throw Percentage (min. 200 attempts): .855 (282-330), Chelsi Welch, 2003-07
Assists: 764, Stacey Dales, 1998-02
Blocked Shots: 446, Courtney Paris, 2006-09
Steals: 402, LaNeisha Caufield, 1999-02
Consecutive Double-Doubles: 112, Courtney Paris
Consecutive Field Goals Made: 16, Courtney Paris

» SEASON

Games: 38, seven players in 2010; Jasmine Hartman, Joanna McFarland, Danielle Robinson, Carlee Roethlisberger, Nyeshia Stevenson, Amanda Thompson
Games Started: 38, four players in 2010; Abi Olajuwon, Danielle Robinson, Nyeshia Stevenson, Amanda Thompson
Minutes: 1,354, Nyeshia Stevenson, 2009-10
Points: 788, Courtney Paris, 2005-06
Scoring Average: 23.5, Courtney Paris, 2006-07
Rebounds: 539, Courtney Paris, 2005-06
Rebounding Average: 15.9, Courtney Paris, 2006-07
Field Goals: 331, Courtney Paris, 2005-06
Field Goal Attempts: 558, Courtney Paris, 2006-07
Field Goal Percentage (min. 150 attempts): .615 (225-366), Molly McGuire, 1982-83
3-Point Field Goals: 115, Aaryn Ellenberg, 2012-13
3-Point Field Goal Attempts: 278, Aaryn Ellenberg, 2012-13
3-Point Field Goal Percentage (min. 2 per game): .494, (42-85), Pam Pannon, 1995-96
Consecutive 3-Point Field Goals Made: 19, Erin Higgins (11/13/05 to 1/28/06)
Consecutive Games with 3-Point FG Made: 29, Aaryn Ellenberg (1/16/11 to 12/19/11)
Free Throws: 191, LaNeisha Caufield, 2001-02
Free Throw Attempts: 262, Courtney Paris, 2005-06
Consecutive FT Made: 38, LaNeisha Caufield, (2001-02)
Free Throw Percentage (min. 60 attempts): .929, (92-99), Chelsi Welch, 2005-06
Assists: 248, Stacey Dales, 2000-01
Blocked Shots: 119, Courtney Paris, 2005-06
Steals: 135, LaNeisha Caufield, 2000-01

» GAME

Minutes: 50, Peyton Little vs. West Virginia, Feb. 4, 2017
Points: 43, Courtney Paris vs. New Mexico, Dec. 30, 2006
Rebounds: 26, Courtney Paris vs. Baylor, March 11, 2006
Field Goals: 20, Courtney Paris vs. New Mexico, Dec. 30, 2006
Field Goal Attempts: 34, Mary Lane vs. Simpson, Jan. 6, 1977; Carin Stites vs. Central Missouri State, Jan. 4, 1991
Field Goal Percentage (min. 10 attempts): .928 (13-for-14), Kaylon Williams vs. Iowa State, Feb. 27, 2016
3-Point Field Goals: 9, Nyeshia Stevenson at Marist, Dec. 9, 2009; Carin Stites at Arkansas, Nov. 27, 1990 and vs. UTSA, Jan. 21, 1991
3-Point Field Goal Attempts: 18, Nyeshia Stevenson at Marist, Dec. 9, 2009
Free Throws: 18, Erin Schreiber vs. Arkansas, Jan. 3, 1981
Free Throw Attempts: 19, Tami Rogers vs. Sam Houston State, Nov. 24, 1989; LaTrenda Phillips vs. Kansas, Jan. 14, 1987; Erin Schreiber vs. Arkansas, Jan. 3, 1981
Free Throw Percentage (min. 10 attempts): 1.000 (16-for-16), Danielle Robinson at Oklahoma State, Feb. 6, 2010
Assists: 19, Sharee Mitchum vs. Oral Roberts, Feb. 10, 1994
Blocked Shots: 11, LaNae Jones vs. Southern, Dec. 29, 1993
Steals: 11, Jacquetta Hurley vs. Missouri, Feb. 12, 1983; Pam Pannon vs. Oral Roberts, Dec. 20, 1995

» OPPONENT GAME

Points: 45, Kelsey Plum, Washington, Nov. 14, 2014
 Andrea Riley, Oklahoma State, Jan. 12, 2008
Rebounds: 36, Carol Moreland, New Mexico, Jan. 14, 1981
Field Goals: 17, Patrice Hoskins, Miss. Valley State, Dec. 8, 1988
Field Goal Attempts: 34, Andrea Riley, Oklahoma State, Feb. 6, 2010
Field Goal Percentage (min. 10 attempts): 1.000 (11-for-11), Kacy Moffitt, Baylor, Feb. 1, 1998
3-Point Field Goals: 9, Odyssey Sims, Baylor, Feb. 27, 2011
3-Point Field Goal Attempts: 18, Danielle Vigilante, Texas, Dec. 7, 1994
Free Throws: 17, Andrea Riley, Oklahoma State, Jan. 12, 2008
Free Throw Attempts: 22, Kristin Anigwe, California, Dec. 20, 2016
Free Throw Percentage (min. 15 made): 1.000 (16-for-16), Vickie Adkins, Kansas, Jan. 31, 1984
Assists: 17, Niya Johnson, Baylor, Feb. 11, 2015
Steals: 8, Coco Miller, Georgia, Dec. 11, 1997; Yvonne Anderson, Texas, Feb. 25, 2012
Blocked Shots: 11, Brittney Griner, Baylor (twice), Jan. 13 2010 and Feb. 10, 2010



» SEASON

Games: 38, 2009-10
Victories: 32, 2001-02 and 2008-09
100-Point Games: 4, 1983-84, 1985-86, and 1991-92
Consecutive 100-Point Games: 3, 1991-92
Points: 2,815 in 36 games, 2001-02
Scoring Average: 84.5, 1984-85
Average Scoring Margin: +17, 1984-85
Rebounds: 1,613, 2005-06
Field Goals: 1,086, 1983-84
Field Goal Attempts: 2,372, 2009-10
Field Goal Percentage: .495, 1984-85
3-Point Field Goals: 251, 2010-11
3-Point Field Goal Attempts: 713, 2010-11
3-Point Field Goal Percentage: .380, 2000-01
Free Throws: 582, 2001-02
Free Throw Attempts: 778, 2001-02
Free Throw Percentage: .769, 2010-11
Assists: 667, 2000-01
Blocked Shots: 211, 2008-09
Steals: 421, 1984-85
Fewest Points Allowed: 1546, 1976-77
Lowest Scoring Average Allowed: 58.7, 2003-04
Fewest FG Allowed: 646, 1976-77
Lowest FG Pct. Allowed: .337, 2006-07

» GAME

Points: 121, twice, Central Arkansas, Dec. 20, 2007; Prairie View A&M, Nov. 29, 1990
Points in Conference Game: 108, Oklahoma State, Feb. 5, 1986
Points (Half): 66, Midwestern, Jan. 16, 1984
Halftime Deficit Overcame: 26, California, Dec. 13, 2008
Halftime Deficit Overcame (Big 12): 14, twice, vs. West Virginia, Jan. 27, 2016; at Kansas State, Feb. 21, 2010
Field Goals: 56, UT-Pan American, Nov. 25, 1988
Field Goals (Half): 29, twice, Midwestern, Jan. 16, 1984; UT-Pan American, Nov. 25, 1988
Field Goal Attempts: 96, twice, Midwestern, Jan. 16, 1984; UT-Pan American, Nov. 25, 1988
Field Goal Attempts (Half): 55, vs. UT-Pan American, Nov. 25, 1988
Field Goal Percentage: .672 (41-for-61), Kansas, Feb. 19, 1995
3-Point Field Goals: 17, vs. Oregon, Nov. 24, 2012
3-Point Field Goals (Half): 10, Kansas, Feb. 25, 1998
3-Point Field Goal Attempts: 38, (twice) vs. New Mexico, Dec. 16, 2017; vs. Oregon, Nov. 24, 2012
3-Point Field Goals Attempts (Half): 19, (twice) vs. New Mexico, Dec. 16, 2017; Texas Jan. 7, 1998
3-Point Field Goal Percentage (min. 5 attempts): .857 (6-for-7), at Kansas, Jan. 24, 2001
Free Throws: 35, (twice) vs. Texas A&M, Jan. 17, 2001; Louisville, Nov. 7, 2013
Free Throws Made (Half): 27, Stephen F. Austin, Dec. 28, 1998
Free Throw Attempts: 51, Coppin State, Nov. 29, 1998
Consecutive Free Throws Made: 18, three times Marist, March 20, 2004; Missouri, Feb. 22, 1986; UNLV, Dec. 8, 1990
Consecutive Free Throws (Half): 16 (twice), vs. Missouri, Feb. 22, 1986; vs. UNLV, Dec. 8, 1990



► **Caton Hill** and the 2001-02 Sooner set the school record for total points scored in one season with 2,815 points in 36 contests. The 2001-02 team averaged 78.2 points per game and finished with a 32-4 overall record.

Rebounds: 75, vs. Cameron, Nov. 30, 1982
Rebounds (Half): 38, vs. Cameron, Nov. 30, 1982
Assists: 35, vs. Oklahoma City, Feb. 9, 1983
Assists (Half): 17, vs. Oklahoma City, Feb. 9, 1983
Blocked Shots: 15, vs. Texas March 7, 2007
Blocked Shots (Half): 9, vs. Kansas, Feb. 1, 2017
Steals: 28, vs. Missouri, Feb. 5, 1995
Steals (Half): 17, vs. Missouri, Feb. 5, 1995
Fewest Points Allowed: 25, N.C. Central, Jan. 4, 2009
Fewest Points Allowed (Half): 10, second half, N.C. Central, Jan. 4, 2009
Fewest Field Goals Allowed: 8, vs. Tulsa, Dec. 15, 1985
Fewest Field Goals Allowed (Half): 3, vs. Tulsa, Dec. 15, 1985
Lowest Field Goal Percentage: .143 (4-of-28), Texas A&M, Jan. 26, 2002

» OPPONENT GAME

Points: 110, Eastern Illinois, Dec. 8, 1989
Field Goals: 50, Missouri, Jan. 22, 1984
Field Goal Attempts: 91, Kansas, Feb. 3, 1990; UC-Santa Barbara, Dec. 12, 1990
Field Goal Percentage: .725 (50-for-69), Missouri, Jan. 22, 1983
3-Point Field Goals: 19, DePaul, Nov. 13, 2017
3-Point Field Goal Attempts: 5, DePaul, Nov. 13, 2017
3-Point Field Goal Percentage (min. 5 made): .769 (10-for-13), Connecticut, Dec. 29, 1999
Free Throws: 38, BYU, Dec. 30, 1989; Colorado, Jan. 27, 1987
Free Throw Attempts: 53, Kentucky, Nov. 28, 2014
Free Throw Percentage (min. 10 made): 1.000 (21-for-21), Missouri, Jan. 28, 2004
Rebounds: 77, New Mexico, Jan. 14, 1978
Assists: 32, Baylor, Feb. 11, 2015; Nebraska, Jan. 26, 1991; Eastern Illinois, Dec. 8, 1989
Blocked Shots: 13, Baylor, Feb. 6, 2012
Steals: 20, Baylor, Jan. 13, 2001; Colorado, Jan. 8, 1995



LLOYD NOBLE CENTER RECORDS

»OKLAHOMA TEAM

Points: 121, twice, Prairie View A&M, Nov. 27, 1990; Central Arkansas, Dec. 20, 2007
Field Goals: 56, Texas Pan-American, Nov. 25, 1988
Field Goal Attempts: 96, twice, Texas Pan-American, Nov. 25, 1988; Midwestern, Jan. 18, 1994
Field Goal Pct.: .672, Kansas, Feb. 19, 2005
3-Point Field Goals: 16, Oklahoma State, March 7, 2010
3-Point Field Goal Attempts: 33, Iowa State, Jan. 29, 2005
3-Point Field Goal Pct. (min. 5 made): .714 (6-for-7) Kansas, Jan. 19, 1996
Free Throws: 35, Texas A&M, Jan. 17, 2001
Free Throw Attempts: 46, Colorado, Feb. 15, 1986
Free Throw Pct. (min. 20 made): .928 (26-of-28), Southwest Missouri State, Dec. 3, 1997
Rebounds: 75, Cameron, Nov. 30, 1982
Assists: 30, Oklahoma State, Feb. 5, 1986
Blocked Shots: 15, Texas, March 7, 2007
Steals: 28, Missouri, Feb. 5, 1995

»OKLAHOMA INDIVIDUAL

Points: 41, Courtney Paris, vs. Oklahoma State, Feb. 4, 2007
Field Goals: 16, Courtney Paris, vs. Oklahoma State, Feb. 4, 2007
Field Goal Attempts: 34, Carin Stites, Central Missouri State Jan. 4, 1991
Field Goal Pct. (min. 10 made): .928, (13-of-14) Kaylon Williams, Iowa State, Feb. 27, 2016
3-Point Field Goals: 9, Carin Stites, vs. UTSA, Jan. 21, 1991
3-Point Field Goal Attempts: 16, Ana Llanusa, vs. New Mexico, Dec. 16 2017
3-Point Field Goal Pct. (min. 5 made): .833, (5-for-6) Gabbi Ortiz, vs. Kansas, Jan. 24, 2018
Free Throws: 15, Tami Rogers vs. Sam Houston State, Nov. 24, 1989
Free Throws Attempts: 19, twice, LaTrenda Phillips vs. Kansas, Jan. 14, 1987; Tami Rogers vs. Sam House State, Nov. 24, 1989
Free Throws Pct. (min. 10 attempts): 1.000 (14-for-14) LaNeisha Caufield vs. Texas A&M, Jan. 31, 2001
Rebounds: 25, Cathy Bassett vs. Central Missouri State, Jan. 4, 1991
Assists: 19, Sharee Mitchum, vs. Oral Roberts, Feb. 10, 1994
Blocked Shots: 11, LaNae Jones vs. Southern, Dec. 29, 1993
Steals: 11, Jacquetta Hurlay vs. Missouri, Feb. 11, 1983



» **Kaylon Williams** set the Lloyd Noble Center record for field goal percentage in her final home game against Iowa State on Feb. 27, 2016. She finished 13-of-14 (.929) from the floor with 32 points.

»OPPONENT TEAM

Points: 109, Missouri, Feb. 25, 1983
Field Goals: 41, Missouri, Feb. 25, 1983
Field Goal Attempts: 91, Kansas, Feb. 3, 1990
Field Goal Pct.: .640, Missouri, Feb. 7, 1987
3-Point Field Goals: 13, Iowa State, Jan. 29, 2005
3-Point Field Goal Attempts: 32, Sacramento State, Nov. 13, 2011
3-Point Field Pct. (min. 5 made): .769, (10-for-13) Sacramento State, Nov. 13, 2011
Free Throws: 34, Oral Roberts, Dec. 2, 1987
Free Throw Attempts: 43, Oklahoma State, Feb. 5, 1986
Free Throw Pct. (min. 15 made): .947 (18-for-19) Nebraska, Feb. 5, 2000
Rebounds: 65, Arkansas, Dec. 12, 1989
Assists: 23, Baylor, twice, Feb. 27, 2017 and Feb. 25, 2013
Blocked Shots: 11, twice, Stanford, March 19, 2001; Baylor, Feb. 10, 2010
Steals: 18, Missouri, Feb. 4, 1984

»OPPONENT INDIVIDUAL

Points: 45, Kelsey Plum, Washington, Nov. 14, 2014
Field Goals: 17, Patrice Hoskins, Miss. Valley State, Dec. 8, 1988
Field Goal Attempts: 28, twice, Alicia Hulbert, Tulsa, Feb. 10, 1978; Andrea Riley, Oklahoma State, Feb. 28, 2009
Field Goal Pct. (min. five made): 1.000 (7-for-7), Kalani Brown, Baylor, Feb. 27, 2017
3-Point Field Goals: 8, Tara Gunderson, Iowa State, Jan. 7, 1996
3-Point Field Goal Attempts: 18, Danielle Viglione, Texas Dec. 7, 1994
3-Point Field Pct. (min. 5 made): 1.000 (5-for-5) Kristin Rethman, Kansas State, Feb. 14, 2001
Free Throws: 16, Vickie Adkins, Kansas, Jan. 31, 1984
Free Throw Attempts: 18, Nikki Smith, Missouri, Feb. 15, 1995
Free Throw Pct. (min five made): 1.000 (16-for-16) Vickie Adkins, Kansas, Jan. 31, 1984
Rebounds: 20, Clinette Jordan, Oklahoma State, Jan. 21, 1987; Sharon Upshaw, Drake, Jan. 14, 1977
Assists: 11, Alexis Jones, Baylor, Feb. 22, 2016
Blocked Shots: 11, Brittney Griner, Baylor, Feb. 10, 2010
Steals: 8, Coco Miller, Georgia, Dec. 11, 1987



» **Ashley Paris** was one of eight Sooners to score in double figures in OU's 121-48 victory over Central Arkansas on Dec. 20, 2007. The 121 points by OU tied the program record for single-game points scored.



» POINTS

1. .43	Courtney ParisNew MexicoDec. 30, 2006
2. .41	Courtney ParisOklahoma StateFeb. 4, 2007
3. .40	Phylesha WhaleyArkansasMarch 14, 1999
4. .38	Phylesha WhaleyTexasJan. 17, 1998
5. .37	Aaryn EllenbergTexasJan. 8, 2014
.....37	Jacquetta HurleyKansas State1985
.....37	Jacquetta HurleyNebraska1984
.....37	Molly McGuireOral Roberts1982
9. .36	Aaryn EllenbergDePaulMarch 19, 2014
.....36	Danielle RobinsonOklahoma StateFeb. 6, 2010
.....36	Courtney ParisIowa StateMarch 8, 2006
.....36	Phylesha WhaleyNebraskaFeb. 14, 1998
.....36	Carin StitesUTSAJan. 21, 1991
.....36	Molly McGuireOral Roberts1983
15. 34	Aaryn EllenbergOhio StateDec. 5, 2010
16. 33	Vionise Pierre-LouisWest VirginiaFeb. 4, 2017
.....33	Aaryn EllenbergBaylorJan. 26, 2013
.....33	Danielle RobinsonTexas A&MJan. 23, 2011
.....33	LaNeisha CaufieldMontana StateDec. 8, 2001
.....33	Phylesha WhaleyBYUMarch 18, 2000
.....33	Pam PannonIowa StateFeb. 27, 1996
24. 32	Vionise Pierre-LouisOregonNov. 25, 2017
.....32	Kaylon WilliamsIowa StateFeb. 27, 2016
.....32	Nyeshia StevensonMaristDec. 9, 2009
.....32	Courtney ParisKansasFeb. 21, 2007
.....32	Courtney ParisBaylorJan. 10, 2007
.....32	Courtney ParisTexasJan. 25, 2006

» REBOUNDS

1. .26	Courtney ParisBaylorMarch 11, 2006
2. .25	Courtney ParisNew MexicoDec. 30, 2006
.....25	Cathy BassettCentral Missouri StateJan. 4, 1991
4. .24	Courtney ParisSouth CarolinaDec. 30, 2007
5. .23	Ashley ParisMissouriMarch 11, 2008
6. .22	Courtney ParisTexas TechFeb. 27, 2008
.....22	Courtney ParisTulsaDec. 8, 2007
.....22	Courtney ParisNorth TexasNov. 27, 2007
.....22	Courtney ParisUCLADec. 5, 2005
10. 21	Courtney ParisTexasJan. 25, 2009
.....21	Courtney ParisIowa StateMarch 10, 2007
.....21	Courtney ParisCentral MichiganDec. 21, 2005
.....21	Courtney ParisMissouriFeb. 25, 2007
.....21	Courtney ParisMichigan StateDec. 21, 2005
.....21	Molly McGuireWichita StateDec. 10, 1979
16. 20	Vionise Pierre-LouisOklahoma StateJan. 20, 2018
.....20	Courtney ParisNebraskaJan. 10, 2009
.....20	Courtney ParisArizona StateNov. 21, 2008
.....20	Courtney ParisMissouriMarch 11, 2008
.....20	Courtney ParisOle MissMarch 25, 2007
.....20	Courtney ParisTexas A&MJan. 27, 2007
.....20	Courtney ParisTexasFeb. 15, 2006
.....20	Courtney ParisSMUNov. 13, 2005
.....20	Desiree TaylorOral RobertsDec. 15, 1996

» ASSISTS

1. .19	Sharee MitchumOral RobertsFeb. 10, 1994
2. .16	Dionnah JacksonTexas A&MJan. 22, 2005
3. .15	Viki StreetsColorado1985
4. .14	Stacey DalesSMUJan. 9, 2000
.....14	Shonika BreedloveTexas A&MJan. 21, 1998
6. .13	Stacey DalesBaylorFeb. 21, 2001
.....13	Margaret McKeonUT-ArlingtonDec. 8, 1986
8. .12	Morgan HookTCUJan. 9, 2013
.....12	Danielle RobinsonTennesseeFeb. 2, 2009
.....12	LaNeisha CaufieldIowa StateJan. 6, 2001
.....12	Stacey DalesKansas StateFeb. 14, 2001
.....12	Stacey DalesBYUMarch 12, 2000
.....12	Sharee MitchumUtahDec. 2, 1994
.....12	Margaret McKeonOral RobertsDec. 10, 1988
15. 11	Gileysa PenzoNew MexicoDec. 16, 2017
.....11	Morgan HookStetsonNov. 8, 2013
.....11	Danielle RobinsonMiamiMarch 22, 2011
.....11	Danielle RobinsonMilwaukeeNov. 13, 2010
.....11	Dionnah JacksonColoradoFeb. 18, 2004
.....11	Stacey DalesSan DiegoDec. 21, 1999
.....11	Sharee MitchumKansasMarch 5, 1995
.....11	Sharee MitchumArkansasJan. 25, 1994
.....11	Sharee MitchumTexasNov. 30, 1993
.....11	Sharee MitchumIowa StateJan. 8, 1993

» BLOCKS

1. .11	LaNae JonesSouthernDec. 29, 1993
2. .10	Courtney ParisTexas TexasMarch 1, 2006
3. .9	Vionise Pierre-LouisGonzagaMarch 18, 2017
.....9	Nicole GriffinTexasJan. 21, 2012
5. .8	Nancy MulkeyKansasDec. 29, 2016
.....8	Courtney ParisTexasFeb. 3, 2008
7. .7	Nancy MulkeyKansasFeb. 1, 2017
.....7	Vionise Pierre-LouisPurdueMarch 19, 2016
.....7	Courtney ParisTexas TechJan. 18, 2006
.....7	Courtney ParisArizona StateNov. 22, 2007
.....7	Courtney ParisMissouriMarch 11, 2008
.....7	Courtney ParisBaylorJan. 28, 2009

» STEALS

1. .11	Pam PannonOral RobertsDec. 20, 1995
.....11	Jacquetta HurleyMissouriFeb. 12, 1983
3. .10	Maddie ManningPortland StateDec. 21, 2016
.....10	Sharee MitchumMichiganDec. 28, 1993
.....10	Pam PannonIowa StateJan. 7, 1996
6. .9	Caton HillTulsaNov. 29, 1999
.....9	LaNeisha CaufieldNebraskaFeb. 7, 2001
.....9	Dionnah JacksonIowaNov. 27, 2004
.....9	Aaryn EllenbergKansas StateJan. 17, 2012
10. 8	Maddie ManningTexas TechJan. 10, 2018
.....8	LaNeisha CaufieldTexasNov. 11, 2001
.....8	Amanda ThompsonNebraskaJan. 16, 2008
.....8	Danielle RobinsonMilwaukeeNov. 13, 2010



30-POINT GAMES

» 30-POINT GAMES

ANGIE ALEXANDER (1)

PTS.	OPPONENT	DATE
30	Iowa State	Dec. 30, 1991

LANEISHA CAUFIELD (3)

PTS.	OPPONENT	DATE
32	Missouri	Feb. 27, 1999
33	Montana State	Dec. 8, 2001
30	Villanova	March 18, 2002

STACEY DALES (1)

PTS.	OPPONENT	DATE
30	Missouri	Feb. 23, 2002

AARYN ELLENBERG (5)

PTS.	OPPONENT	DATE
34	Ohio State	Dec. 5, 2010
31	Kansas State	Jan. 17, 2012
33	Baylor	Jan. 26, 2013
37	Texas	Jan. 8, 2014
36	DePaul	March 22, 2014

ANGI GUFFY (1)

PTS.	OPPONENT	DATE
30	Kansas State	Feb. 19, 1993

JACQUETTA HURLEY (2)

PTS.	OPPONENT	DATE
37	Nebraska	March 3, 1984
37	Kansas State	Jan. 26, 1985

DALE IVEY (1)

PTS.	OPPONENT	DATE
36	Colorado	1988

DIONNAH JACKSON (1)

PTS.	OPPONENT	DATE
30	Baylor	Feb. 9, 2005

PEYTON LITTLE (1)

PTS.	OPPONENT	DATE
30	Kansas State	Feb. 21, 2015

MOLLY MCGUIRE (2)

PTS.	OPPONENT	DATE
37	Oral Roberts	1982
37	Oral Roberts	1983

GABBI ORTIZ (1)

PTS.	OPPONENT	DATE
31	South Florida	Dec. 9, 2017

COURTNEY PARIS (13)

PTS.	OPPONENT	DATE
30	Iowa	Nov. 25, 2005
32	Texas	Jan. 25, 2006
31	Baylor	Feb. 12, 2006
36	Iowa State	March 8, 2006
30	BYU	March 20, 2006
43	New Mexico	Dec. 30, 2006
32	Baylor	Jan. 10, 2007
41	Oklahoma State	Feb. 4, 2007
32	Kansas	Feb. 21, 2007
33	Missouri	Feb. 25, 2007
31	Ole Miss	March 25, 2007
30	Colorado	Feb. 9, 2008
30	Missouri	March 11, 2008



» Phylesha Whaley, the first Sherri Coale signee, led the transformation of the OU women's basketball program. Despite being an undersized post player, Whaley had 10 career 30-point scoring games including six during the 1997-98 season. She finished her career with 2,187 points.

PAM PENNON (1)

PTS.	OPPONENT	DATE
33	Iowa State	Jan. 7, 1996

VIONISE PIERRE-LOUIS (1)

PTS.	OPPONENT	DATE
33	West Virginia	Feb. 4, 2017
32	Oregon	Nov. 25, 2017

DANIELLE ROBINSON (4)

PTS.	OPPONENT	DATE
31	Arkansas	Dec. 5, 2009
36	Oklahoma State	Feb. 6, 2010
30	Texas	Jan. 16, 2011
33	Texas A&M	Jan. 26, 2011

TAMI ROGERS (3)

PTS.	OPPONENT	DATE
33	ULM	Dec. 2, 1989
30	Texas A&M	Dec. 5, 1989
31	Nebraska	Jan. 31, 1990

NYESHIA STEVENSON (2)

PTS.	OPPONENT	DATE
32	Marist	Dec. 9, 2009
31	Kentucky	March 30, 2010

CARIN STITES (2)

PTS.	OPPONENT	DATE
33	Central Missouri State	Jan. 4, 1991
36	UTSA	Jan. 21, 1991

MARIA VILLARROEL (3)

PTS.	OPPONENT	DATE
31	Sam Houston State	Nov. 26, 2002
30	Fordham	Nov. 29, 2002
31	Missouri	Feb. 26, 2003

MANDY WADE (1)

PTS.	OPPONENT	DATE
30	Oklahoma State	Feb. 26, 1995

PHYLESHA WHALEY (10)

PTS.	OPPONENT	DATE
31	Georgia	Dec. 11, 1997
30	Texas A&M	Jan. 3, 1998
38	Texas	Jan. 17, 1998
30	Texas A&M	Jan. 21, 1998
30	Texas Tech	Feb. 11, 1998
36	Nebraska	Feb. 14, 1998
30	Jackson State	Dec. 7, 1998
40	Arkansas	March 14, 1999
31	Texas	Feb. 16, 2000
33	BYU	March 18, 2000

KAYLON WILLIAMS (1)

PTS.	OPPONENT	DATE
32	Iowa State	Feb. 27, 2016

» BY THE NUMBERS

CAREER:

NO. PLAYER	YEARS
13 Courtney Paris	2006-09
10 Phylesha Whaley	1997-00
5 Aaryn Ellenberg	2011-14
4 Danielle Robinson	2008-11
3 LaNeisha Caufield	1999-02
3 Tami Rogers	1987, 89-90
3 Maria Villarroel	2002-03
2 Jacquetta Hurley	1983-86
2 Molly McGuire	1980-83
2 Vionise Pierre-Louis	2015-18
2 Nyeshia Stevenson	2007-10
2 Carin Stites	1991-92
1 Angie Alexander	1989-92
1 Stacey Dales	1998-02
1 Angi Guffy	1992-95
1 Dale Ivey	1987-88
1 Dionnah Jackson	2002-05
1 Peyton Little	2014-17
1 Gabbi Ortiz	2015-18
1 Pam Pennon	1995-96
1 Mandy Wade	1992-95
1 Kaylon Williams	2012-16

SEASON:

NO. PLAYER	YEAR
6 Courtney Paris	2006-07
6 Phylesha Whaley	1997-98
5 Courtney Paris	2005-06
3 Tami Rogers	1989-90
3 Maria Villarroel	2002-03

CONSECUTIVE:

NO. PLAYER	YEAR
2 Courtney Paris	Feb. 21-25, 2007
2 Maria Villarroel	Nov. 26-29, 2002
2 Phylesha Whaley	Feb. 11-14, 1998
2 Phylesha Whaley	Jan. 17, 1998
2 Tami Rogers	Dec. 2-5, 1989

20-REBOUND/10-ASSIST GAMES



» 20-REBOUND GAMES

CATHY BASSETT (1)		
REB.	OPPONENT	DATE
25	Central Missouri State	Jan. 4, 1991

MOLLY MCGUIRE (1)		
REB.	OPPONENT	DATE
21	Wichita State	Dec. 10, 1979

COURTNEY PARIS (19)		
REB.	OPPONENT	DATE
20	SMU	Nov. 13, 2005
22	UCLA	Dec. 5, 2005
21	Michigan State	Dec. 21, 2005
20	Texas	Feb. 15, 2006
26	Baylor	March 11, 2006
25	New Mexico	Dec. 30, 2006
20	Texas A&M	Jan. 27, 2007
21	Missouri	Feb. 25, 2007
21	Iowa State	March 10, 2007
20	Ole Miss	March 25, 2007
22	North Texas	Nov. 27, 2007
22	Tulsa	Dec. 8, 2007
24	South Carolina	Dec. 30, 2007
22	Texas Tech	Feb. 27, 2008
20	Missouri	March 11, 2008
20	Arizona State	Nov. 21, 2008
20	Nebraska	Jan. 10, 2009
21	Texas	Jan. 25, 2009
24	Texas Tech	Feb. 17, 2009

ASHLEY PARIS (1)		
REB.	OPPONENT	DATE
23	Missouri	March 11, 2008

VIONISE PIERRE-LOUIS (1)		
REB.	OPPONENT	DATE
20	Oklahoma State	Jan. 20, 2018

DESIREE TAYLOR (1)		
REB.	OPPONENT	DATE
20	Oral Roberts	Dec. 15, 1996

» BY THE NUMBERS

CAREER:		
NO.	PLAYER	YEARS
19	Courtney Paris	2006-09
1	Cathy Bassett	1990-91
1	Molly McGuire	1980-83
1	Ashley Paris	2006-09
1	Vionise Pierre-Louis	2015-18
1	Desiree Taylor	1998-01

SEASON:		
NO.	PLAYER	YEAR
5	Courtney Paris	2005-06
5	Courtney Paris	2006-07
5	Courtney Paris	2007-08
4	Courtney Paris	2008-09



» Gileysa Penzo recorded 10 or more assists in a single game twice during the 2017-18 season. She is the first Sooner to have multiple 10-plus assist games in one season since Danielle Robinson had six in 2008-09. Penzo led OU in 2017-18 with 73 assists.

» 10-ASSIST GAMES

ANGIE ALEXANDER (1)		
AST.	OPPONENT	DATE
10	UTSA	Jan. 21, 1991

SHONIKA BREEDLOVE (1)		
AST.	OPPONENT	DATE
10	Texas A&M	Jan. 21, 1998

BRITNEY BROWN (2)		
AST.	OPPONENT	DATE
10	South Carolina	Dec. 7, 2006
10	BYU	March 20, 2006

LANEISHA CAUFIELD (1)		
AST.	OPPONENT	DATE
10	Oral Roberts	Nov. 18, 2000

STACEY DALES (8)		
AST.	OPPONENT	DATE
10	UTSA	Nov. 23, 1998
11	San Diego	Feb. 21, 1999
10	Sam Houston State	Dec. 2, 1999
12	BYU	March 18, 2000
14	SMU	Dec. 9, 2000
10	Wichita State	Nov. 29, 2001
12	Kansas State	Feb. 14, 2001
13	Baylor	Feb. 21, 2001

MORGAN HOOK (4)		
AST.	OPPONENT	DATE
12	TCU	Jan. 9, 2013
10	Oklahoma State	Feb. 10, 2013
10	UCLA	Nov. 24, 2013
11	Stetson	Nov. 8, 2013

DIONNAH JACKSON (4)		
AST.	OPPONENT	DATE
10	Texas	Jan. 29, 2003
11	Colorado	Feb. 18, 2004
10	Tulsa	Dec. 4, 2004
16	Texas A&M	Jan. 22, 2005

SHAREE MITCHUM (15)		
AST.	OPPONENT	DATE
16	Oklahoma State	Feb. 20, 1992
11	Iowa State	Jan. 8, 1993
10	Prairie View A&M	Jan. 14, 1993
11	Texas	Nov. 30, 1993
13	Texas A&M	Dec. 18, 1993
13	Texas Tech	Dec. 21, 1993
10	Michigan	Dec. 28, 1993
10	Kansas	Jan. 21, 1994
11	Arkansas	Jan. 25, 1994
14	Colorado	Feb. 27, 1994
14	New Mexico State	March 24, 1994
14	Pittsburgh	March 25, 1994
12	Utah	Dec. 2, 1994
11	Kansas	March 5, 1995

GILEYSA PENZO (2)		
AST.	OPPONENT	DATE
11	New Mexico	Dec. 16, 2018
10	DePaul	March 16, 2019

PAM POSEY (1)		
AST.	OPPONENT	DATE
10	Prairie View A&M	Dec. 12, 1990

DANIELLE ROBINSON (9)		
AST.	OPPONENT	DATE
10	Creighton	Dec. 3, 2008
10	Cal-State Bakersfield	Dec. 12, 2008
10	Tulsa	Dec. 21, 2008
10	Texas A&M	Jan. 18, 2009
12	Tennessee	Feb. 2, 2009
10	Louisville	April 5, 2009
10	Tennessee	Jan. 3, 2010
11	Milwaukee	Nov. 13, 2010
11	Miami (Fla.)	March 22, 2011

» BY THE NUMBERS

CAREER:		
NO.	PLAYER	YEARS
15	Sharee Mitchum	1992-95
9	Danielle Robinson	2008-11
8	Stacey Dales	1998-02
4	Morgan Hook	2011-14
4	Dionnah Jackson	2002-05

SEASON:		
NO.	PLAYER	YEAR
9	Sharee Mitchum	1993-94
6	Danielle Robinson	2008-09
4	Stacey Dales	2000-01
2	Gileysa Penzo	2017-18

CONSECUTIVE:		
NO.	PLAYER	YEAR
3	Sharee Mitchum	Dec. 18-28, 1993
2	Sharee Mitchum	March 24-25, 1994



SINGLE-SEASON RECORDS

» POINTS PER GAME

1.	84.5	1984-85
2.	83.7	1983-84
3.	83.2	1982-83
4.	82.6	1985-86
5.	81.9	2000-01
6.	80.9	1991-92
7.	79.8	1993-94
8.	79.4	1989-90
9.	79.0	1999-00
10.	78.9	1988-89

» POINTS

1.	2,815	2001-02
2.	2,803	2008-09
3.	2,783	2000-01
4.	2,748	2005-06
5.	2,725	2009-10
6.	2,679	1983-84
7.	2,653	2010-11
8.	2,607	1999-00
9.	2,560	1985-86
10.	2,557	2013-14

» REBOUNDS

1.	1,613	2005-06
2.	1,611	2008-09
3.	1,557	2009-10
4.	1,539	2006-07
5.	1,443	1983-84
6.	1,411	2001-02
7.	1,402	2000-01
8.	1,389	2007-08
9.	1,381	1981-82
10.	1,374	2011-12

» ASSISTS

1.	677	2000-01
2.	624	2001-02
3.	617	1999-00
4.	605	2005-06
5.	604	2011-12
6.	591	2008-09
7.	575	1993-94
8.	550	1985-86
9.	548	1982-83
10.	538	1984-85

» STEALS

1.	421	1984-85
2.	402	2001-02
3.	394	1985-86
4.	387	2000-01
5.	369	1994-95
6.	368	1991-92
7.	343	1983-84
8.	333	1989-90
9.	330	1999-00
10.	316	1982-83

» BLOCKS

1.	211	2008-09
2.	200	2005-06
3.	192	2006-07
4.	190	2016-17
5.	189	2007-08
6.	142	2017-18
7.	141	1992-93
8.	137	2011-12
9.	121	1994-95
10.	116	2013-14

» FIELD GOALS

1.	1,086	1983-84
2.	1,085	2008-09
3.	1,049	1984-85
4.	1,039	1985-86
5.	1,029	2005-06
6.	1,022	2009-10
7.	1,015	2000-01
8.	1,011	2001-02
9.	952	2006-07
10.	947	1999-00

» FIELD GOAL ATTEMPTS

1.	2,372	2009-10
2.	2,308	2008-09
3.	2,259	1983-84
4.	2,214	2001-02
5.	2,202	2010-11
6.	2,182	1985-86
7.	2,180	2005-06
8.	2,151	1989-90
9.	2,134	2000-01
10.	2,119	1984-85

» FIELD GOAL ATTEMPTS

1.	495	1984-85
2.	481	1983-84
3.	480	1999-00
4.	476	2000-01
5.	476	1985-86
6.	474	1993-94
7.	472	2005-06
8.	470	2008-09
9.	469	1980-81
10.	469	2006-07

» 3-POINT FIELD GOALS

1.	251	2010-11
2.	230	2014-15
3.	220	2016-17
4.	217	2013-14
5.	214	2005-06
6.	211	2001-02
7.	207	2000-01
8.	205	2015-16
9.	202	2011-12
10.	197	2017-18

» 3-POINT FIELD GOALS ATTEMPTS

1.	713	2010-11
2.	662	2013-14
3.	660	2014-15
4.	651	2015-16
5.	643	2016-17
6.	615	2005-06
7.	603	2009-10
8.	598	2003-04
9.	589	2017-18
10.	582	2011-12

» 3-POINT FG PCT.

1.	.397	1987-88
2.	.380	2000-01
3.	.366	1999-00
4.	.364	2001-02
5.	.361	1993-94
6.	.360	2006-07
7.	.353	1991-92
8.	.352	2010-11
9.	.349	1995-96
10.	.348	2014-15
	.348	2005-06

» FREE THROWS

1.	592	2013-14
2.	582	2001-02
3.	553	1998-99
4.	547	1999-00
5.	546	2000-01
6.	522	2010-11
7.	520	1981-82
8.	507	1983-84
9.	500	2011-12
10.	494	1980-81
	494	2009-10

» FREE THROW ATTEMPTS

1.	791	2013-14
2.	778	2001-02
3.	777	1981-82
4.	767	1998-99
5.	761	2000-01
6.	756	1982-83
7.	737	2005-06
8.	731	1999-00
9.	725	1983-84
10.	700	2002-03

» FREE THROW PCT.

1.	.769	2010-11
2.	.748	2013-14
	.748	2001-02
	.748	1999-00
5.	.740	2011-12
6.	.737	2009-10
7.	.736	2016-17
8.	.729	2003-04
9.	.724	2004-05
10.	.721	1998-99

» GAMES PLAYED

1.	38	2009-10
2.	37	2008-09
3.	36	2005-06
4.	36	2001-02
5.	35	2010-11
6.	34	2000-01
	34	2011-12
8.	33	Eight times

» MINUTES PLAYED

1.	7,700	2009-10
2.	7,400	2008-09
3.	7,225	2005-06
	7,225	2001-02
5.	6,900	2000-01
6.	6,825	2011-12
7.	6,727	2014-15
8.	6,675	2016-17
	6,675	2013-14
10.	6,656	2006-07

SINGLE-SEASON LEADERS



»POINTS

Player	Pts.	Season
1. Courtney Paris.....	788	..2005-06
2. Courtney Paris.....	775	..2006-07
3. Phylesha Whaley.....	686	..1999-00
4. Aaryn Ellenberg.....	654	..2012-13
5. Danielle Robinson.....	642	..2010-11
6. Danielle Robinson.....	639	..2009-10
7. LaNeisha Caufield.....	626	..2001-02
8. Stacey Dales.....	611	..2001-02
9. Courtney Paris.....	588	..2008-09
10. Aaryn Ellenberg.....	580	..2013-14

»POINTS PER GAME

Player	Pts.	Season
1. Courtney Paris.....	23.5	..2006-07
2. Courtney Paris.....	21.9	..2005-06
3. Phylesha Whaley.....	20.8	..1999-00
4. Molly McGuire.....	20.6	..1982-83
5. Molly McGuire.....	19.7	..1981-82
Tami Rogers.....	19.7	..1989-90
7. Phylesha Whaley.....	19.6	..1998-99
8. Aaryn Ellenberg.....	19.3	..2013-14
9. Aaryn Ellenberg.....	18.7	..2012-13
10. Courtney Paris.....	18.6	..2007-08

»FIELD GOALS

Player	FG	Season
1. Courtney Paris.....	331	..2005-06
2. Courtney Paris.....	318	..2006-07
3. Phylesha Whaley.....	265	..1999-00
4. Molly McGuire.....	243	..1979-80
5. Danielle Robinson.....	240	..2009-10
6. Courtney Paris.....	239	..2007-08
7. Courtney Paris.....	236	..2008-09
8. Danielle Robinson.....	235	..2010-11
9. Aaryn Ellenberg.....	230	..2012-13
10. Stacey Dales.....	228	..2001-02

»FIELD GOALS ATTEMPTS

Player	FGA	Season
1. Courtney Paris.....	558	..2006-07
2. Aaryn Ellenberg.....	542	..2012-13
3. Courtney Paris.....	539	..2005-06
4. Tami Rogers.....	538	..1989-90
5. Danielle Robinson.....	516	..2009-10
6. Danielle Robinson.....	513	..2010-11
7. Phylesha Whaley.....	492	..1999-00
8. Whitney Hand.....	486	..2011-12
9. Amanda Thompson.....	484	..2009-10
10. Stacey Dales.....	479	..2001-02

»FIELD GOAL PCT. (MIN 200 ATT.)

Player	Pct.	Season
1. Molly McGuire.....	.615	..1980-81
2. Molly McGuire.....	.614	..1982-83
3. Courtney Paris.....	.614	..2005-06
4. Vionise Pierre-Louis.....	.611	..2017-18
5. Molly McGuire.....	.600	..1979-80
6. Kaylon Williams.....	.596	..2014-15
7. Lisa Allison.....	.583	..1984-85
8. Jacquetta Hurley.....	.576	..1984-85
9. Maria Villarreal.....	.576	..2002-03
10. Courtney Paris.....	.570	..2006-07

»3-POINT FIELD GOALS

Player	3FG	Season
1. Aaryn Ellenberg.....	115	..2012-13
2. Aaryn Ellenberg.....	94	..2010-11
3. Aaryn Ellenberg.....	92	..2013-14
4. Erin Higgins.....	88	..2005-06
5. Carin Stites.....	87	..1990-91
6. Nyeshia Stevenson.....	86	..2009-10
7. Gabbi Ortiz.....	84	..2017-18
8. Rosalind Ross.....	79	..2001-02
9. Aaryn Ellenberg.....	75	..2011-02
10. Erin Higgins.....	67	..2004-05

»3-POINT FIELD GOALS ATTEMPTS

Player	3FGA	Season
1. Aaryn Ellenberg.....	278	..2012-13
2. Nyeshia Stevenson.....	259	..2009-10
3. Aaryn Ellenberg.....	256	..2013-14
4. Carin Stites.....	244	..1990-91
5. Aaryn Ellenberg.....	237	..2010-11
6. Gabbi Ortiz.....	218	..2017-18
Rosalind Ross.....	218	..2001-02
8. Erin Higgins.....	214	..2005-06
9. Aaryn Ellenberg.....	204	..2011-12
10. Jenna Plumley.....	202	..2007-08

»3-POINT FG PCT. (MIN 2/PER GAME)

Player	Pct.	Season
1. Pam Pennon.....	.494	..1995-86
2. Phylesha Whaley.....	.488	..1999-00
3. Chelsi Welch.....	.452	..2006-07
4. Melissa Richie.....	.440	..1993-94
5. Leah Rush.....	.434	..2006-07
6. Sunny Hardeman.....	.416	..2000-01
7. Aaryn Ellenberg.....	.414	..2012-13
8. Erin Higgins.....	.411	..2005-06
9. Caton Hill.....	.406	..2003-04
10. Aaryn Ellenberg.....	.397	..2010-11

»FREE THROWS

Player	FT	Season
1. LaNeisha Caufield.....	191	..2001-02
2. LaNeisha Caufield.....	183	..1998-99
3. LaNeisha Caufield.....	173	..1999-00
4. Phylesha Whaley.....	168	..1997-98
5. Danielle Robinson.....	167	..2010-11
6. Danielle Robinson.....	157	..2009-10
7. Phylesha Whaley.....	148	..1998-99
8. LaNeisha Caufield.....	146	..2000-01
9. Sharane Campbell.....	139	..2013-14
Courtney Paris.....	139	..2006-07

»FREE THROW ATTEMPTS

Player	FTA	Season
1. Courtney Paris.....	262	..2005-06
2. Courtney Paris.....	242	..2006-07
3. LaNeisha Caufield.....	227	..1998-99
4. LaNeisha Caufield.....	220	..2001-02
5. Phylesha Whaley.....	213	..1997-98
6. LaNeisha Caufield.....	205	..1999-00
7. Courtney Paris.....	201	..2008-09
8. Danielle Robinson.....	190	..2010-11
9. Molly McGuire.....	188	..1982-83
10. Vionise Pierre-Louis.....	184	..2017-18

»FREE THROW PCT. (MIN 60 ATT.)

Player	Pct.	Season
1. Chelsi Welch.....	.929	..2005-06
2. Danielle Robinson.....	.902	..2008-09
3. Danielle Robinson.....	.879	..2010-11
4. Danielle Robinson.....	.877	..2009-10
5. Sharane Campbell.....	.874	..2013-14
6. LaNeisha Caufield.....	.868	..2001-02
7. Leah Rush.....	.847	..2004-05
8. Caton Hill.....	.845	..2003-04
9. LaNeisha Caufield.....	.844	..1999-00
10. LaNeisha Caufield.....	.839	..2000-01

»REBOUNDS

Player	Reb.	Season
1. Courtney Paris.....	539	..2005-06
2. Courtney Paris.....	526	..2006-07
3. Courtney Paris.....	503	..2008-09
4. Courtney Paris.....	466	..2007-08
5. Amanda Thompson.....	400	..2009-10
6. Shirley Fisher.....	399	..1983-84
7. Joanna McFarland.....	369	..2012-13
8. Molly McGuire.....	341	..1979-80
9. Caton Hill.....	315	..2000-01
10. Molly McGuire.....	295	..1980-81



SINGLE-SEASON LEADERS

» REBOUNDS PER GAME

Player	Avg.	Season
1. Courtney Paris.....	15.9	2006-07
2. Courtney Paris.....	15.03	2007-08
3. Courtney Paris.....	14.97	2005-06
4. Courtney Paris.....	13.6	2008-09
5. Shirley Fisher	12.9	1983-84
6. Lisa Allison.....	12.3	1985-86
7. Joanna McFarland..	10.5	2012-13
Amanda Thompson.	10.5	2009-10
9. Molly McGuire.....	10.3	1979-80
Erika Notzke.....	10.3	1988-90

» OFFENSIVE REBOUNDS

Player	Reb.	Season
1. Courtney Paris.....	208	2008-09
2. Courtney Paris.....	187	2006-07
3. Courtney Paris.....	178	2007-08
4. Courtney Paris.....	169	2005-06
5. Amanda Thompson..	151	2009-10
6. Erika Notzke.....	126	1998-89
7. Ashley Paris.....	116	2008-09
8. Joanna McFarland..	112	2012-13
9. Kaylon Williams	110	2014-15
10. Abi Olajuwon.....	105	2009-10
Cathy Bassett.....	105	2009-10

» DEFENSIVE REBOUNDS

Player	Reb.	Season
1. Courtney Paris.....	370	2005-06
2. Courtney Paris.....	339	2006-07
3. Courtney Paris.....	295	2008-09
4. Courtney Paris.....	288	2007-08
5. Amanda Thompson..	259	2009-10
6. Joanna McFarland..	257	2012-13
7. Ashley Paris.....	239	2008-09
8. Caton Hill.....	219	2000-01
9. Dionnah Jackson.....	183	2004-05
10. Caton Hill.....	179	2001-02

» ASSISTS

Player	Ast.	Season
1. Stacey Dales.....	248	2000-01
2. Sharee Mitchum.....	242	1993-94
3. Danielle Robinson.....	217	2008-09
4. Danielle Robinson.....	202	2009-10
5. Stacey Dales.....	190	1999-00
6. Morgan Hook.....	186	2012-13
7. Danielle Robinson.....	177	2010-11
8. Stacey Dales.....	176	2001-02
9. Dionnah Jackson.....	173	2004-05
10. Dionnah Jackson.....	165	2003-04



► **Courtney Paris** averaged a school-record 23.5 points and 15.9 rebounds per game to earn AP National Player of the Year honors as a sophomore in 2006-07. OU finished 28-5 that season and advanced to the Sweet 16.

» BLOCKS

Player	Blk.	Season
1. Courtney Paris.....	119	2005-06
2. Courtney Paris.....	111	2006-07
3. Courtney Paris.....	108	2007-08
Courtney Paris.....	108	2008-09
5. LaNae Jones.....	78	1995-96
6. Vionise Pierre-Louis..	77	2017-18
7. Vionise Pierre-Louis..	71	2016-17
8. Nancy Mulkey.....	62	2016-17
9. Nicole Griffin.....	58	2012-13
10. Nicole Griffin.....	57	2011-12

» STEALS

Player	Stl.	Season
1. LaNeisha Caufield....	135	2000-01
2. Pam Pennon.....	109	1995-96
3. Vickie Green.....	100	1985-86
4. LaNeisha Caufield....	97	2001-02
5. LaNeisha Caufield....	96	1999-00
6. Danielle Robinson.....	87	2010-11
7. Pam Pennon.....	84	1994-95
8. Jacquetta Hurley.....	83	1984-85
9. Stacey Dales.....	82	1999-00
Danielle Robinson.....	82	2008-09

» MINUTES PLAYED

Player	Min.	Season
1. Nyeshia Stevenson....	1,354	2009-10
2. Danielle Robinson....	1,333	2009-10
3. Amanda Thompson..	1,282	2009-10
4. Whitney Hand.....	1,230	2011-12
5. LaNeisha Caufield....	1,181	2001-02
6. Erin Higgins.....	1,179	2005-06
7. Aaryn Ellenberg....	1,163	2012-13
8. Danielle Robinson....	1,150	2010-11
9. Phylesha Whaley....	1,134	1999-00
10. Gabbi Ortiz.....	1,131	2017-18

» MINUTES AVERAGE

Player	Avg.	Season
1. Angie Alexander.....	37.6	1990-91
2. Cathy Bassett.....	36.6	1990-91
3. Gabbi Ortiz.....	36.5	2017-18
Phylesha Whaley.....	36.5	1997-98
4. Whitney Hand.....	36.2	2011-12
5. Erika Notzke.....	35.9	1988-89
Roxanne Long.....	35.9	1997-98
7. Phylesha Whaley.....	35.7	1998-99
8. Nyeshia Stevenson....	35.6	2009-10
9. Danielle Robinson....	35.1	2009-10



» GAMES PLAYED

Player	G	Seasons
1. Jasmine Hartman ..143	2009-13	
2. Danielle Robinson ..141	2008-11	
3. Caton Hill	140	2000-04
4. Amanda Thompson ..138	2007-10	
5. Morgan Hook	137	2011-14
Ashley Paris	137	2006-09
Courtney Paris	137	2006-09
8. Joanna McFarland ..136	2010-13	
9. Sharane Campbell-Olds ..135	2012-15	
10. Aaryn Ellenberg	134	2011-14

» GAME STARTED

Player	Starts	Seasons
1. Danielle Robinson	140	2008-11
2. Caton Hill	139	2000-04
3. Courtney Paris	136	2006-09
4. LaNeisha Caufield	132	1999-02
Stacey Dales	132	1998-02
6. Aaryn Ellenberg	131	2011-14
7. Erin Higgins	123	2003-07
8. Gabbi Ortiz	121	2015-18
9. Leah Rush	116	2004-07
Phylesha Whaley	116	1997-00

» MINUTES PLAYED

Player	Min.	Seasons
1. Danielle Robinson	4,579	2008-11
2. LaNeisha Caufield	4,287	1999-02
3. Stacey Dales	4,199	1998-02
4. Courtney Paris	4,143	2006-09
5. Dionnah Jackson	4,051	2002-05
6. Erin Higgins	4,046	2003-07
7. Phylesha Whaley	4,025	1998-00
8. Gabbi Ortiz	3,970	2015-18
9. Caton Hill	3,883	2000-04
10. Ashley Paris	3,526	2006-09

» POINTS

Player	Pts.	Seasons
1. Courtney Paris	2,729	2006-09
2. Aaryn Ellenberg	2,328	2011-14
3. Phylesha Whaley	2,187	1997-00
4. Molly McGuire	2,147	1980-83
5. Danielle Robinson	2,138	2008-11
6. LaNeisha Caufield	2,125	1999-02
7. Stacey Dales	1,920	1998-02
8. Caton Hill	1,653	2000-04
Jacquetta Hurley	1,653	1983-86
10. Lynn McCurdy	1,511	1981-84
Angi Guffy	1,511	1992-95
12. Dionnah Jackson	1,491	2002-05
13. Etta Maytubby	1,451	1993-96

14. Leah Rush
15. Sharane Campbell-Olds

» POINTS PER GAME

Player	Avg.	Seasons
1. Courtney Paris	19.9	2006-09
2. Phylesha Whaley	18.9	1997-00
3. Molly McGuire	18.7	1980-83
4. Barbara Johnson	18.1	1979
5. Aaryn Ellenberg	17.4	2011-14
6. Erin Schreiber	17.1	1979
7. Carin Stites	16.2	1991-92
8. LaNeisha Caufield	16.1	1999-02
9. Danielle Robinson	15.2	2008-11
10. Maria Villarroel	14.6	2003-04

» FIELD GOALS

Player	FG	Seasons
1. Courtney Paris	1,124	2006-09
2. Molly McGuire	859	1980-83
3. Aaryn Ellenberg	825	2011-14
4. Danielle Robinson	810	2008-11
5. Phylesha Whaley	777	1997-00
6. Stacey Dales	719	1998-02
7. LaNeisha Caufield	679	1999-02
8. Jacquetta Hurley	670	1983-86
9. Caton Hill	611	2000-04
10. Lynn McCurdy	608	1981-84

» FIELD GOAL ATTEMPTS

Player	FGA	Seasons
1. Aaryn Ellenberg	2,025	2011-14
2. Courtney Paris	1,941	2006-09
3. Danielle Robinson	1,676	2008-11
4. Stacey Dales	1,621	1998-02
5. Phylesha Whaley	1,594	1997-00
6. Molly McGuire	1,433	1980-83
7. LaNeisha Caufield	1,427	1999-02
8. Lynn McCurdy	1,323	1981-84
9. Caton Hill	1,292	2000-04
10. Tami Rogers	1,273	1986-90

» FIELD GOAL PCT. (MIN. 800 ATTEMPTS)

Player	Pct.	Seasons
1. Molly McGuire599	1980-83
2. Courtney Paris569	2006-09
3. Vionise Pierre-Louis562	2015-18
4. Angi Guffy552	1992-95
5. Kaylon Williams541	2012-16
6. Jacquetta Hurley533	1983-86
7. Mandy Wade509	1992-95
8. Lisa Allison508	1984-87
9. Ashley Paris508	2006-09
10. Phylesha Whaley487	1997-00

» 3-POINT FIELD GOALS

Player	3FG	Seasons
1. Aaryn Ellenberg	376	2011-14
2. Erin Higgins	268	2003-07
3. Gabbi Ortiz	215	2015-18
3. Morgan Hook	189	2011-14
4. Etta Maytubby	174	1993-96
5. Nyeshia Stevenson	167	2007-10
6. Whitney Hand	164	2009-13
7. Peyton Little	161	2015-17
8. Carin Stites	152	1991-92
9. Chelsi Welch	144	2003-07

» 3-POINT FIELD GOAL ATTEMPTS

Player	3FGA	Seasons
1. Aaryn Ellenberg	975	2011-14
2. Erin Higgins	729	2003-07
3. Gabbi Ortiz	627	2015-18
4. Etta Maytubby	537	1993-96
5. Morgan Hook	524	2011-14
6. Nyeshia Stevenson	492	2007-10
7. Peyton Little	472	2015-17
8. Whitney Hand	472	2009-13
9. Chelsi Welch	414	2003-07
10. Carin Stites	411	1991-92

» 3-POINT FG PCT. (MIN. 200 ATTEMPTS)

Player	Pct.	Seasons
1. Pam Pennon417	1995-96
2. Phylesha Whaley401	1997-00
3. Caton Hill396	2000-04
4. Aaryn Ellenberg386	2011-14
5. Rosalind Ross376	2001-02
6. Carin Stites370	1991-92
7. Melissa Ritchie368	1992-95
8. Sunny Hardeman367	1998-01
9. Morgan Hook361	2011-14
10. Leah Rush360	2004-07

» FREE THROWS

Player	FT	Seasons
1. LaNeisha Caufield	693	1999-02
2. Phylesha Whaley	552	1997-00
3. Danielle Robinson	511	2008-11
4. Courtney Paris	481	2006-09
5. Sharane Campbell-Olds	442	2011-14
6. Molly McGuire	429	1980-83
7. Angi Guffy	354	1992-95
8. Stacey Dales	346	1998-02
9. Lynn McCurdy	337	1981-84
Vionise Pierre-Louis	337	2015-18

» FREE THROW ATTEMPTS

Player	FTA	Seasons
1. Courtney Paris.....	880	...2006-09
2. LaNeisha Caufield.....	826	...1999-02
3. Phylesha Whaley.....	710	...1997-00
4. Danielle Robinson.....	600	...2008-11
5. Molly McGuire.....	588	...1980-83
6. Sharane Campbell-Olds..	574	...2011-14
7. Stacey Dales.....	504	...1998-02
8. Vionise Pierre-Louis....	488	...2015-18
9. LaNae Jones.....	482	...1993-96
10. Dionnah Jackson.....	468	...2002-05
Angi Guffy.....	468	...1992-95

» FREE THROW PCT. (MIN. 200 ATT.)

Player	Pct.	Seasons
1. Chelsi Welch.....	.855	...2003-07
2. Danielle Robinson.....	.852	...2008-11
3. Gabbi Ortiz.....	.839	...2015-18
4. LaNeisha Caufield.....	.839	...1999-02
5. Tami Rogers.....	.811	...1986-90
6. Caton Hill.....	.799	...2000-04
7. Leah Rush.....	.795	...2004-07
8. Aaryn Ellenberg.....	.789	...2011-14
9. Maddie Manning.....	.77	...2013-18
Phylesha Whaley.....	.777	...1997-00

» REBOUNDS

Player	Reb.	Seasons
1. Courtney Paris.....	2,034	...2006-09
2. Molly McGuire.....	1,071	...1980-83
3. Ashley Paris.....	1,064	...2006-09
4. Caton Hill.....	1,052	...2000-04
5. Amanda Thompson.....	940	...2007-10
6. Joanna McFarland.....	910	...2010-13
7. Phylesha Whaley.....	892	...1997-00
8. Dionnah Jackson.....	829	...2002-05
9. Vionise Pierre-Louis....	801	...2015-18
10. Janet Freeman-Southard..	800	...1979-82

» REBOUNDS PER GAME

Player	Avg.	Seasons
1. Courtney Paris.....	14.8	...2006-09
2. Barbara Johnson.....	9.5	...1979
3. Molly McGuire.....	9.3	...1980-83
4. Shirley Fisher.....	9.0	...1983-85
5. Terri Adams.....	8.8	...1980
6. Tina Taylor.....	8.0	...1996-97
7. Erin Schreiber.....	7.9	...1981
8. Ashley Paris.....	7.8	...2006-09
9. Phylesha Whaley.....	7.7	...1997-00
10. Caton Hill.....	7.5	...2000-04

» OFFENSIVE REBOUNDS

Player	Reb.	Seasons
1. Courtney Paris.....	742	...2006-09
2. Ashley Paris.....	350	...2006-09
3. Amanda Thompson.....	342	...2007-10
4. Kaylon Williams.....	341	...2012-16
5. Joanna McFarland.....	314	...2010-13
6. Phylesha Whaley.....	313	...1997-00
7. Caton Hill.....	304	...2000-04
8. Vionise Pierre-Louis....	263	...2015-18
9. Stacey Dales.....	235	...1998-02
10. Leah Rush.....	233	...2004-07

» DEFENSIVE REBOUNDS


Player	Reb.	Seasons
1. Courtney Paris.....	1,292	...2006-07
2. Caton Hill.....	745	...2000-04
3. Ashley Paris.....	714	...2006-09
4. Dionnah Jackson.....	626	...2002-05
5. Joanna McFarland.....	596	...2010-13
6. Amanda Thompson.....	592	...2007-10
7. Phylesha Whaley.....	579	...1997-00
8. Vionise Pierre-Louis....	538	...2015-18
9. Stacey Dales.....	486	...1998-02
10. Angi Guffy.....	485	...1992-95

» ASSISTS

Player	Ast.	Seasons
1. Stacey Dales.....	764	...1998-02
2. Danielle Robinson.....	726	...2008-11
3. Dionnah Jackson.....	606	...2002-05
4. Sharee Mitchum.....	601	...1992-95
5. Morgan Hook.....	507	...2011-14
6. Gabbi Ortiz.....	383	...2015-18
7. LaNeisha Caufield.....	377	...1999-02
8. Angie Alexander.....	367	...1989-92
9. Brittany Brown.....	322	...2004-07
10. Etta Maytubby.....	302	...1993-96

» BLOCKS

Player	Blk.	Seasons
1. Courtney Paris.....	446	...2006-09
2. LaNae Jones.....	243	...1993-96
3. Vionise Pierre-Louis....	221	...2015-18
4. Nicole Griffin.....	197	...2011-14
5. Amanda Thompson.....	122	...2007-10
6. Ashley Paris.....	114	...2006-09
7. Angi Guffy.....	99	...1992-95
8. Lisa Allison.....	84	...1984-87
Jacquetta Hurley.....	84	...1983-86
10. Kaylon Williams.....	77	...2012-16



► A two-time Big 12 Player of the Year, **Stacey Dales** is the program's all-time leader in assists. She earned All-America honors as a junior and a senior, while guiding the Sooners to their first Final Four appearance in 2002.

» STEALS

Player	Stl.	Seasons
1. LaNeisha Caufield.....	402	...1999-02
2. Danielle Robinson.....	309	...2008-11
3. Jacquetta Hurley.....	280	...1983-86
4. Dionnah Jackson.....	265	...2002-05
5. Stacey Dales.....	250	...1998-02
6. LaTrenda Phillips.....	232	...1984-87
7. Caton Hill.....	217	...2000-04
8. Etta MayTubby.....	205	...1993-96
Lynn McCurdy.....	205	...1981-84
10. Angie Alexander.....	203	...1989-92

» DOUBLE-DOUBLES

Player	Dbl-Dbl.	Seasons
1. Courtney Paris.....	128	...2006-09
2. Molly McGuire.....	54	...1980-83
3. Caton Hill.....	33	...2000-04
4. Ashley Paris.....	33	...2006-09
Jacquetta Hurley.....	33	...1983-86
6. Phylesha Whaley.....	25	...1997-00
7. Jo Mosley.....	22	...1986-89
8. Vionise Pierre-Louis....	21	...2015-18
9. Joanna McFarland.....	20	...2010-13
10. Amanda Thompson.....	19	...2007-10

» DOUBLE-DIGIT SCORING GAMES

Player	Tot.	Seasons
1. Courtney Paris.....	134	...2006-09
2. Aaryn Ellenberg.....	112	...2011-14
3. LaNeisha Caufield.....	108	...1999-02
4. Stacey Dales.....	104	...1998-09
5. Phylesha Whaley.....	102	...1997-00
6. Molly McGuire.....	100	...1980-83
7. Jacquetta Hurley.....	92	...1983-86
8. Caton Hill.....	90	...2000-04
9. Dionnah Jackson.....	81	...2002-05
10. Lynn McCurdy.....	78	...1981-84

TEAM STATISTICS



YEAR	W-L	FGM	FGA	FG%	3FGM	3FGA	3FG%	FTM	FTA	FT%	REB	AVG	PTS	AVG
1974-75*	2-14													
1975-76	3-14	287	1045	.274	-	-	-	146	271	.539	NA	NA	737	43.3
1976-77^	4-20	490	1377	.356	-	-	-	194	389	.499	620	29.5	1174	55.9
1977-78	20-12	937	2183	.429	-	-	-	357	595	.602	1082	34.3	2231	69.8
1978-79	13-16	721	1700	.424	-	-	-	312	491	.635	971	33.5	1754	60.5
1979-80	17-16	863	2012	.431	-	-	-	294	475	.619	1345	40.8	2030	61.5
1980-81	21-11	917	1956	.469	-	-	-	494	695	.711	1327	42.8	2328	75.1
1981-82	17-14	854	1988	.430	-	-	-	520	777	.669	1381	44.5	2228	71.9
1982-83	17-11	927	1982	.468	-	-	-	476	756	.630	1287	46.0	2330	83.2
1983-84	22-10	1086	2259	.481	-	-	-	507	725	.699	1443	45.1	2679	83.7
1984-85	23-7	1049	2119	.495	-	-	-	437	681	.641	1295	43.2	2535	84.5
1985-86	24-7	1039	2182	.476	-	-	-	482	699	.690	1299	41.9	2560	82.6
1986-87	18-10	876	1938	.452	-	-	-	386	591	.653	1131	40.4	2140	76.4
1987-88	14-13	855	1990	.430	77	194	.397	339	522	.649	1183	43.8	2126	78.7
1988-89	11-16	903	2012	.449	22	77	.299	301	442	.681	1177	43.6	2129	78.9
1989-90	7-22	893	2151	.415	67	213	.315	451	634	.711	1199	41.3	2304	79.4
1990-91	10-18	796	1857	.428	159	468	.339	338	520	.650	1065	37.8	2089	74.6
1991-92	17-12	907	1968	.461	130	368	.353	421	619	.680	1066	36.8	2346	80.9
1992-93	12-15	699	1581	.442	80	293	.273	384	591	.650	1064	39.4	1865	69.1
1993-94	18-12	908	1915	.474	163	451	.361	413	610	.677	1271	42.2	2392	79.8
1994-95	22-9	901	1988	.453	153	484	.316	451	673	.670	1206	38.9	2412	77.8
1995-96	12-15	722	1718	.420	166	476	.349	364	562	.648	1053	39.0	1974	73.1
1996-97	5-22	587	1519	.386	128	414	.309	348	520	.669	1006	37.3	1650	61.1
1997-98	8-19	623	1567	.398	155	466	.333	427	629	.679	1025	38.0	1828	67.7
1998-99	15-14	733	1640	.447	103	333	.309	621	851	.730	1156	39.9	2190	75.5
1999-00	25-8	947	1974	.480	166	454	.366	547	731	.748	1277	38.7	2607	79.0
2000-01	28-6	1015	2134	.476	207	545	.380	546	761	.717	1402	41.2	2783	81.9
2001-02	32-4	1011	2214	.457	211	580	.364	582	778	.748	1411	39.2	2815	78.2
2002-03	19-13	755	1812	.417	136	456	.298	493	700	.704	1281	40.0	2139	66.8
2003-04	24-9	842	1936	.435	191	598	.319	458	628	.729	1343	40.7	2333	70.7
2004-05	17-13	756	1796	.421	189	571	.331	370	511	.724	1188	39.6	2071	69.0
2005-06	31-5	1029	2180	.472	214	615	.348	476	737	.646	1613	44.8	2748	76.3
2006-07	28-5	952	2029	.469	181	503	.360	444	688	.645	1539	46.6	2529	76.6
2007-08	22-9	911	2019	.451	113	399	.283	322	495	.651	1389	44.8	2257	72.8
2008-09	32-5	1085	2308	.470	177	540	.328	456	674	.677	1611	43.5	2803	75.8
2009-10	27-11	1022	2372	.431	187	603	.310	494	670	.737	1552	40.8	2725	71.7
2010-11	23-12	940	2202	.427	251	713	.352	522	679	.769	1371	39.2	2653	75.8
2011-12	21-13	853	2008	.425	202	582	.347	500	676	.740	1374	40.4	2408	70.8
2012-13	24-11	879	2077	.423	272	743	.366	512	697	.735	1412	40.3	2542	72.6
2013-14	18-15	874	1994	.438	317	662	.328	592	791	.748	1321	40.0	2557	77.5
2014-15	21-12	877	2014	.435	230	660	.348	481	690	.697	1264	38.3	2465	74.7
2015-16	22-11	819	1981	.413	205	651	.315	454	638	.712	1285	38.9	2297	69.6
2016-17	23-10	868	2093	.415	220	643	.342	485	659	.736	1298	39.3	2441	74.0
2017-18	16-15	848	1924	.441	197	589	.334	464	470	.693	1190	38.4	2357	76.0

*Statistics unavailable

^ reflects 21 of 24 games that season.



YEAR-BY-YEAR LEADERS

» SCORING AVERAGE

Year	Player	G	Pts.	Avg.
1974-75	..Julie Arrington	..16	..137	..8.6
1975-76	..Jo Stottsberry	..16	..193	..12.0
1976-77	..Mary Lane	..24	..344	..14.3
1977-78	..Vickie McCann	..26	..341	..13.6
1978-79	..Barbara Johnson	..29	..524	..18.1
1979-80	..Molly McGuire	..33	..579	..17.5
1980-81	..Molly McGuire	..31	..540	..17.4
1981-82	..Molly McGuire	..23	..452	..19.7
1982-83	..Molly McGuire	..28	..576	..20.6
1983-84	..Lynn McCurdy	..32	..530	..16.6
1984-85	..Jacquetta Hurley	..30	..515	..17.2
1985-86	..Vickie Green	..31	..458	..14.8
1986-87	..LaTrenda Phillips	..28	..361	..12.9
1987-88	..Jo Mosley	..24	..357	..14.9
1988-89	..Jo Mosley	..26	..439	..16.9
1989-90	..Tami Rogers	..29	..571	..19.7
1990-91	..Carin Stites	..28	..517	..18.4
1991-92	..Angi Guffy	..29	..444	..15.3
1992-93	..Angi Guffy	..27	..403	..14.9
1993-94	..Etta Maytubby	..28	..413	..14.8
1994-95	..Mandy Wade	..30	..423	..14.1
1995-96	..Pam Pennon	..27	..388	..14.4
1996-97	..Phylesha Whaley	..27	..386	..14.3
1997-98	..Phylesha Whaley	..27	..546	..20.2
1998-99	..Phylesha Whaley	..29	..569	..19.6
1999-00	..Phylesha Whaley	..33	..686	..20.8
2000-01	..Stacey Dales	..34	..543	..16.0
2001-02	..LaNeisha Caufield	..36	..626	..17.4
2002-03	..Maria Villarroel	..32	..480	..15.0
2003-04	..Maria Villarroel	..33	..472	..14.3
2004-05	..Leah Rush	..30	..465	..15.5
2005-06	..Courtney Paris	..36	..788	..21.9
2006-07	..Courtney Paris	..33	..775	..23.5
2007-08	..Courtney Paris	..31	..578	..18.6
2008-09	..Courtney Paris	..37	..588	..15.9
2009-10	..Danielle Robinson	..38	..639	..16.8
2010-11	..Danielle Robinson	..35	..642	..18.3
2011-12	..Aaryn Ellenberg	..34	..528	..15.5
2012-13	..Aaryn Ellenberg	..35	..654	..18.7
2013-14	..Aaryn Ellenberg	..30	..580	..19.3
2014-15	..Peyton Little	..33	..417	..12.6
2015-16	..Kaylon Williams	..33	..410	..12.4
2016-17	..Maddie Manning	..30	..378	..12.6
2017-18	..Vionise Pierre-Louis	..31	..477	..15.9

» REBOUNDED AVERAGE

Year	Player	G	Reb.	Avg.
1974-75	..Julie Arrington	..16	..129	..8.1
1975-76	..No statistics available			
1976-77	..Gale Frasier	..21	..132	..9.4
1977-78	..Teresa Ray	..32	..230	..7.2
1978-79	..Barbara Johnson	..29	..276	..9.5
1979-80	..Molly McGuire	..33	..341	..10.3
1980-81	..Molly McGuire	..31	..295	..9.5
1981-82	..Janet Freeman	..31	..219	..7.1



► **Molly McGuire** was the first player to lead the Sooners in scoring in four consecutive seasons. McGuire was also the first player to average more than 20 points during one year, scoring 20.6 per contest in the 1982-83 season.

1982-83	..Molly McGuire	..28	..238	..8.5
1983-84	..Lynn McCurdy	..32	..212	..6.6
1984-85	..Jacquetta Hurley	..30	..236	..7.9
1985-86	..Jacquetta Hurley	..31	..189	..6.1
1986-87	..Jo Mosley	..28	..202	..7.2
1987-88	..Jo Mosley	..24	..194	..8.1
1988-89	..Erika Notzke	..27	..278	..10.3
1989-90	..Tami Rogers	..29	..237	..8.2
1990-91	..Cathy Bassett	..28	..245	..8.7
1991-92	..Angi Guffy	..29	..204	..7.0
1992-93	..LaNae Jones	..27	..175	..6.5
1993-94	..Mandy Wade	..30	..209	..7.0
1994-95	..Mandy Wade	..30	..190	..6.3
1995-96	..LaNae Jones	..27	..187	..6.9
1996-97	..Tina Taylor	..25	..218	..8.7
1997-98	..Phylesha Whaley	..27	..220	..8.1
1998-99	..Phylesha Whaley	..29	..218	..7.5
1999-00	..Phylesha Whaley	..33	..261	..7.9
2000-01	..Caton Hill	..34	..315	..9.3
2001-02	..Caton Hill	..36	..250	..6.9
2002-03	..Theresa Schuknecht	..32	..212	..6.6
2003-04	..Maria Villarroel	..33	..211	..6.4
2004-05	..Dionnah Jackson	..30	..255	..8.5
2005-06	..Courtney Paris	..36	..539	..15.0
2006-07	..Courtney Paris	..33	..526	..15.9
2007-08	..Courtney Paris	..31	..466	..15.0
2008-09	..Courtney Paris	..37	..503	..13.6
2009-10	..Amanda Thompson	..38	..400	..10.5
2010-11	..Joanna McFarland	..35	..232	..6.6
2011-12	..Whitney Hand	..34	..241	..7.1
2012-13	..Joanna McFarland	..35	..369	..10.5
2013-14	..Sharane Campbell	..33	..178	..5.4
2014-15	..Kaylon Williams	..32	..212	..6.6
2015-16	..Kaylon Williams	..33	..234	..7.1
2016-17	..Vionise Pierre-Louis	..33	..251	..7.9
2017-18	..Vionise Pierre-Louis	..31	..262	..8.7



» ASSISTS AVERAGE

Year	Player	G	Ast.	Avg.
1980-81	Janet Gabriel	93
1981-82	Ladanah Sanders	100
1982-83	Sandy Hetherington	120
1983-84	Shirley Fisher	131
1984-85	Viki Streets	116
1985-86	Viki Streets	126
1986-87	Margaret McKeon	111
1987-88	Margaret McKeon	149
1988-89	Tami Rogers27	1063.9
1989-90	Tami Rogers29	953.3
1990-91	Angie Alexander28	1274.5
1991-92	Angie Alexander29	1254.3
1992-93	Sharee Mitchum27	1345.0
1993-94	Sharee Mitchum30	2428.1
1994-95	Sharee Mitchum31	1565.0
1995-96	Pam Pennon27	1194.4
1996-97	Roxanne Long27	863.2
1997-98	Shonika Breedlove27	1124.2
1998-99	Stacey Dales29	1505.2
1999-00	Stacey Dales33	1905.8
2000-01	Stacey Dales34	2487.3
2001-02	Stacey Dales36	1764.9
2002-03	Dionnah Jackson32	1645.1
2003-04	Dionnah Jackson33	1655.0
2004-05	Dionnah Jackson30	1735.8
2005-06	Britney Brown36	1544.3
2006-07	Britney Brown31	902.9
2007-08	Danielle Robinson31	1314.2
2008-09	Danielle Robinson37	2175.9
2009-10	Danielle Robinson38	2025.3
2010-11	Danielle Robinson35	1775.1
2011-12	Whitney Hand34	1404.1
2012-13	Morgan Hook35	1865.3
2013-14	Morgan Hook33	1624.9
2014-15	Gabbi Ortiz33	1173.5
2015-16	T'ona Edwards33	1013.1
2016-17	Gabbi Ortiz33	1213.7
2017-18	Gileysa Penzo31	732.4

» BLOCKS PER GAME

Year	Player	G	Blk.	Avg.
1989-90	Marla Duncan28	291.0
1990-91	Cathy Bassett28	301.1
1991-92	Angi Guffy29	351.2
1992-93	LaNae Jones27	642.4
1993-94	LaNae Jones29	531.8
1994-95	LaNae Jones31	481.5
1995-96	LaNae Jones27	782.9
1996-97	Tina Taylor25	100.4
1997-98	Roxanne Long27	110.4
.....	Jamie Anderson27	110.4
1998-99	Stacey Dales29	160.6
1999-00	Caton Hill33	130.4
2000-01	Jennifer Cunningham19	261.4
2001-02	Stacey Dales36	90.3
.....	Dionnah Jackson36	90.3
.....	Rosalind Ross36	90.3

2002-03	Maria Villarroel32	210.7
2003-04	Dionnah Jackson33	220.7
2004-05	Dionnah Jackson30	260.9
2005-06	Courtney Paris36	1193.3
2006-07	Courtney Paris33	1113.4
2007-08	Courtney Paris31	1083.5
2008-09	Courtney Paris37	1082.9
2009-10	Amanda Thompson38	360.9
2010-11	Nicole Griffin30	260.9
2011-12	Nicole Griffin34	571.7
2012-13	Nicole Griffin35	581.7
2013-14	Nicole Griffin33	561.7
2014-15	Vionise Pierre-Louis31	220.7
2015-16	Vionise Pierre-Louis33	511.6
2016-17	Vionise Pierre-Louis33	712.2
2017-18	Vionise Pierre-Louis31	772.6

» STEALS PER GAME

Year	Player	G	Stl.	Avg.
1989-90	Dana Posey25	682.7
1990-91	Carin Stites28	682.4
1991-92	Angie Alexander29	622.1
1992-93	Sharee Mitchum27	652.4
1993-94	Etta Maytubby28	521.9
1994-95	Pam Pennon31	842.7
1995-96	Pam Pennon27	1094.0
1996-97	Tina Taylor25	602.4
1997-98	Shonika Breedlove27	411.5
1998-99	LaNeisha Caufield29	742.6
1999-00	LaNeisha Caufield33	962.9
2000-01	LaNeisha Caufield34	1354.0
2001-02	LaNeisha Caufield36	972.7
2002-03	Dionnah Jackson32	642.0
2003-04	Dionnah Jackson33	752.3
2004-05	Dionnah Jackson30	652.2
2005-06	Kendra Moore36	401.1
2006-07	Kendra Moore33	361.1
.....	Jenna Plumley32	351.1
2007-08	Danielle Robinson31	692.2
2008-09	Danielle Robinson37	822.2
2009-10	Danielle Robinson38	711.9
2010-11	Danielle Robinson35	872.5
2011-12	Aaryn Ellenberg34	601.8
2012-13	Aaryn Ellenberg35	461.3
2013-14	Aaryn Ellenberg30	592.0
2014-15	Sharane Campbell33	391.2
2015-16	Maddie Manning32	531.7
2016-17	Maddie Manning30	602.0
2017-18	Maddie Manning31	601.9



FRESHMAN CATEGORY LEADERS

» GAMES PLAYED

Player	G	Year
1. Joanna McFarland ...	38	2009-10
2. Ashley Paris.....	36	2005-06
Courtney Paris.....	36	2005-06
Dionnah Jackson	36	2001-02
5. Aaryn Ellenberg	35	2010-11
Jasmine Hartman.....	35	2008-09
Morgan Hook.....	35	2010-11
Nicole Kornet.....	35	2012-13
9. Sharane Campbell....	34	2011-12
DaShawn Harden.....	34	2011-12

» GAMES STARTED

Player	GS	Year
1. Courtney Paris	36	2005-06
2. Gabbi Ortiz	33	2014-15
Aaryn Ellenberg	33	2010-11
Whitney Hand	33	2008-09
Caton Hill.....	33	2001-02
Molly McGuire.....	33	1979-80
7. Chelsi Welch.....	32	2002-03
8. Mandy Miller.....	31	1983-84
9. Erin Higgins	30	2003-04
Danielle Robinson	30	2007-08

» MINUTES PER GAME

Player	MPG	Year
1. Gabbi Ortiz	32.3	2014-15
2. Stacey Dales.....	32.0	1998-99
3. Danielle Robinson	32.6	2007-08
4. LaNeisha Caufield ..	31.9	1998-99
5. Chelsi Welch.....	31.4	2002-03
6. Angi Guffy	29.8	1991-92
7. Ana Llanusa	29.5	2017-18
8. Erin Higgins	29.3	2003-04
9. Courtney Paris	29.0	2005-06
10. Whitney Hand	28.9	2008-09

» POINTS

Player	Pts.	Year
1. Courtney Paris.....	788	2005-06
2. Molly McGuire.....	579	1979-80
3. Aaryn Ellenberg	566	2010-11
4. Erin Schreiber	530	1980-81
5. LaNeisha Caufield..	457	1998-99
6. Angi Guffy	444	1991-92
7. Joyce Parker.....	407	1976-77
Shaina Pellington..	407	2017-18
9. Chelsi Welch.....	386	2002-03
Phylesha Whaley....	386	1996-97

» POINTS PER GAME

Player	PPG	Year
1. Courtney Paris	21.9	2005-06
2. Molly McGuire.....	17.5	1979-80
3. Erin Schreiber	17.1	1980-81
4. Aaryn Ellenberg	16.2	2010-11
5. LaNeisha Caufield..	15.8	1998-99
6. Angi Guffy	15.3	1991-92
7. Phylesha Whaley....	14.3	1996-97
Mary Lane.....	14.3	1976-77
9. Vicky Lane.....	13.6	1977-78
10. Shaina Pellington..	13.1	2017-18

» FIELD GOALS

Player	FG	Year
1. Courtney Paris	331	2005-06
2. Molly McGuire.....	243	1979-80
3. Erin Schreiber.....	205	1980-81
4. Aaryn Ellenberg	204	2010-11
5. Shaina Pellington....	163	2017-18
6. Angi Guffy	162	1991-92
7. Danielle Robinson ..	155	2007-08
8. Joyce Parker.....	149	1977-78
9. Mary Lane	146	1976-77
10. Theresa Ray	139	1977-78

» FIELD GOAL ATTEMPTS

Player	FGA	Year
1. Courtney Paris	539	2005-06
2. Aaryn Ellenberg	519	2010-11
3. Mary Lane	414	1976-77
4. Molly McGuire.....	405	1979-80
5. Erin Schreiber	395	1980-81
6. Chelsi Welch.....	354	2002-03
7. Janet Freeman-Southard	339	1978-79
8. Stacey Dales.....	331	1998-99
Shaina Pellington ..	331	2017-18
10. Danielle Robinson ..	323	2007-08
Vicki McCann.....	323	1977-78

» FG PERCENTAGE (MIN. 60 ATT.)

Player	Pct.	Year
1. Nicole Griffin.....	.674	2010-11
2. Courtney Paris614	2005-06
3. Molly McGuire.....	.600	1979-80
4. Angi Guffy566	1991-92
5. Sherri Black.....	.543	1991-92
6. Nancy Mulkey.....	.520	2016-17
7. Dionnah Jackson ..	.518	2001-02
8. Jadrea Seeley.....	.502	1999-00
9. Vonise Pierre-Louis ..	.495	2014-15
10. Shaina Pellington....	.492	2017-18



► LaNeisha Caufield is the OU freshman record holder for free throws made and steals. Caufield ranks in the top 10 in eight different freshman categories.

» 3-POINT FIELD GOALS

Player	3FG	Year
1. Aaryn Ellenberg	94	2010-11
2. Whitney Hand	62	2008-09
3. Erin Higgins	59	2003-04
4. Morgan Hook.....	54	2010-11
5. Gabbi Ortiz	49	2014-15
6. Ana Llanusa	45	2017-18
7. Chelsi Welch.....	44	2002-03
8. Jenna Plumley	38	2006-07
9. Nicole Kornet.....	30	2012-13
10. Melissa Ritchie	26	1992-93

» 3-POINT FIELD GOAL ATTEMPTS

Player	3FGA	Year
1. Aaryn Ellenberg	237	2010-11
2. Ana Llanusa	171	2017-18
3. Erin Higgins	169	2003-04
4. Whitney Hand	166	2008-09
5. Gabbi Ortiz	147	2014-15
6. Chelsi Welch.....	146	2002-03
7. Morgan Hook.....	143	2010-11
8. Jenna Plumley	96	2006-07
Nicole Kornet.....	96	2012-13
10. Misty Van Curen.....	84	1992-93

FRESHMAN CATEGORY LEADERS



» 3-POINT FG PCT. (MIN. 60 ATT.)

Player	Pct.	Year
1. Phylesha Whaley...	.488	...1996-97
2. Erin Higgins.....	.455	...2003-04
3. Aayrn Ellenberg...	.397	...2010-11
4. Jenna Plumley.....	.396	...2006-07
5. Britney Brown.....	.389	...2003-04
6. Jasmine Hartman...	.385	...2008-09
7. Morgan Hook.....	.378	...2010-11
8. Michele Workman...	.375	...1995-96
9. Whitney Hand.....	.373	...2008-09
10. Chelsea Dungee...	.338	...2016-17

» REBOUNDS

Player	Reb.	Year
1. Courtney Paris.....	539	...2005-06
2. Molly McGuire.....	341	...1979-80
3. Caton Hill.....	244	...1999-00
Erin Schreiber.....	244	...1979-80
5. Ashley Paris.....	241	...2005-06
6. Angi Guffy.....	204	...1991-92
7. Stacey Dales.....	201	...1998-99
8. Mandy Wade.....	198	...1991-92
9. Joyce Parker.....	195	...1977-78
10. Phylesha Whaley....	193	...1996-97

» ASSISTS

Player	Ast.	Year
1. Stacey Dales.....	150	...1998-99
2. Danielle Robinson..	130	...2007-08
3. Gabbi Ortiz.....	117	...2014-15
4. Dionnah Jackson...	104	...2001-02
5. Etta Maytubby.....	75	...1992-93
6. LaNeisha Caufield...	72	...1998-99
7. Jenna Plumley.....	69	...2006-07
Sharee Mitchum.....	69	...1991-92
9. Shaina Pellington.....	68	...2017-18
10. Angi Guffy.....	63	...1991-92

» FREE THROWS

Player	FT	Year
1. LaNeisha Caufield..	183	...1998-99
2. Courtney Paris.....	126	...2005-06
3. Sharane Campbell..	124	...2011-12
4. Erin Schreiber.....	120	...1980-81
5. Phylesha Whaley....	119	...1996-97
6. Angi Guffy.....	115	...1991-92
7. Joyce Parker.....	109	...1977-78
8. Lynn McCurdy.....	95	...1980-81
9. Molly McGuire.....	93	...1979-80
10. Chelsi Welch.....	92	...2002-03

» REBOUNDS PER GAME

Player	RPG	Year
1. Courtney Paris.....	15.0	...2005-06
2. Molly McGuire.....	10.3	...1979-80
3. Jana Brady.....	8.1	...1977-78
4. Erin Schreiber.....	7.9	...1980-81
5. Caton Hill.....	7.4	...1999-00
6. Phylesha Whaley....	7.1	...1996-97
7. Angi Guffy.....	7.0	...1991-92
8. Stacey Dales.....	6.9	...1998-99
9. Mandy Wade.....	6.8	...1991-92
10. Ashley Paris.....	6.7	...2005-06

» BLOCKED SHOTS

Player	Blk.	Year
1. Courtney Paris.....	119	...2005-06
2. LaNae Jones.....	64	...1991-92
3. Nancy Mulkey.....	62	...2016-17
4. Angi Guffy.....	35	...1991-92
5. Nicole Griffin.....	26	...2010-11
6. Vionise Pierre-Louis..	22	...2014-15
Kaylon Williams.....	22	...2011-12
8. Amanda Thompson..	21	...2007-08
9. Becky Preston.....	21	...2002-03
Jacquetta Hurlley....	21	...1982-83

» FREE THROW ATTEMPTS

Player	FTA	Year
1. Courtney Paris.....	262	...2005-06
2. LaNeisha Caufield..	227	...1998-99
3. Phylesha Whaley....	175	...1996-97
4. Erin Schreiber.....	174	...1980-81
5. Sharane Campbell..	166	...2011-12
6. Joyce Parker.....	152	...1977-78
7. Angi Guffy.....	141	...1991-92
8. Shaina Pellington...	137	...2015-18
9. Molly McGuire.....	127	...1979-80
10. Chelsi Welch.....	115	...2002-03

» FT PERCENTAGE (MIN. 60 ATT.)

Player	Pct.	Year
1. Jenna Plumley.....	.912	...2006-07
2. Leah Rush.....	.882	...2003-04
3. Misti Van Curen...	.844	...1992-93
4. Whitney Hand.....	.829	...2008-09
5. Angi Guffy.....	.816	...1991-92
6. Chelsea Dungee...	.811	...2016-17
7. LaNeisha Caufield..	.806	...1998-99
8. Chelsi Welch.....	.800	...2002-03
Melissa Ritchie....	.800	...1991-92
10. McKenna Treece...	.792	...2014-15



► Shaina Pellington was the 2017-18 Big 12 Freshman of the Year and led all freshmen in the league in points per game.

» STEALS

Player	Stl.	Year
1. LaNeisha Caufield...	74	...1998-99
2. Danielle Robinson..	69	...2007-08
3. Dionnah Jackson...	71	...2001-02
4. Jacquetta Hurlley....	60	...1982-83
5. Caton Hill.....	56	...1999-00
6. Angi Guffy.....	49	...1991-92
7. Mandy Wade.....	48	...1991-92
8. Etta Maytubby.....	47	...1992-93
9. Sherri Black.....	44	...1991-92
10. DaShawn Harden....	43	...2011-12



HOME OPENERS

» HOME OPENERS (34-7 RECORD)

Year	Team	W/L	Score	Margin	Record
1977-78	Cameron	W	77-52	+25	1-0
1978-79	Tulsa	W	57-47	+10	2-0
1979-80	Texas	L	66-41	-25	2-1
1980-81	North Texas	W	101-81	+20	3-1
1981-82	Oklahoma Baptist	W	82-79	+3	4-1
1982-83	Tulsa	W	99-60	+39	5-1
1983-84	UT-Arlington	W	92-66	+26	6-1
1984-85	Abilene Christian	W	89-70	+19	7-1
1985-86	Creighton	W	94-76	+18	8-1
1986-87	New Mexico	W	87-51	+36	9-1
1987-88	Oral Roberts	W	103-94	+9	10-1
1988-89	Mississippi Valley State	L	89-83	-6	10-2
1989-90	Northeast Louisiana (ULM)	W	95-93	+2	11-2
1990-91	Prairie View A&M	W	121-49	+72	12-2
1991-92	UTSA	W	101-70	+31	13-2
1992-93	SMU	L	72-66	-6	13-3
1993-94	Texas Rio Grande Valley	W	88-68	+20	14-3
1994-95	Texas Tech	L	66-64	-2	14-4
1995-96	North Texas	W	102-60	+42	15-4
1996-97	Drake	L	77-64	-13	15-5
1997-98	SW Missouri State	L	81-65	-16	15-6
1998-99	TCU	W	78-66	+12	16-6
1999-00	Oral Roberts	W	83-66	+17	17-6
2000-01	SW Missouri State	W	89-82	+7	18-6
2001-02	TCU	W	76-60	+16	19-6
2002-03	Sam Houston State	W	79-52	+27	20-6
2003-04	SE Missouri State	W	83-48	+35	21-6
2004-05	SE Missouri State	W	84-62	+22	22-6
2005-06	Milwaukee	W	89-57	+32	23-6
2006-07	DePaul	W	105-61	+34	24-6
2007-08	North Texas	W	79-42	+37	25-6
2008-09	UC Riverside	W	88-57	+31	26-6
2009-10	Mercer	W	108-66	+42	27-6
2010-11	Western Illinois	W	84-43	+39	28-6
2011-12	Sacramento State	W	117-55	+62	29-6
2012-13	UCLA	L	86-80	-6	29-7
2013-14	Stetson	W	78-60	+18	30-7
2014-15	Washington	W	90-80	+10	31-7
2015-16	Winthrop	W	78-48	+30	32-7
2016-17	Southern Illinois	W	80-48	+32	33-7
2017-18	Belmont	W	96-73	+23	34-7



» SEASON OPENERS (29-15 RECORD)

Year	Team	W/L	Score	Margin	Record
1974-75	Bethany Nazarene	L	44-43	-1	0-1
1975-76	USAO	L	86-34	-52	0-2
1976-77	Phillips	L	83-60	-23	0-3
1977-78	Cameron	W	77-52	+25	1-3
1978-79	Tulsa	W	57-47	+10	2-3
1979-80	Texas	L	66-47	-19	2-4
1980-81	Oral Roberts	L	80-76	-4	2-5
1981-82	Oklahoma Baptist	W	82-79	+3	3-5
1982-83	Iowa State	L	80-76	-4	3-6
1983-84	UT-Arlington	W	92-66	+26	4-6
1984-85	Abilene Christian	W	89-70	+19	5-6
1985-86	Middle Tennessee	W	83-75	+8	6-6
1986-87	UTSA	W	67-63	+4	7-6
1987-88	Penn State	L	86-63	-23	7-7
1988-89	Texas-Pan American	W	120-36	+84	8-7
1989-90	Sam Houston	L	90-86	-4	8-8
1990-91	Washington	L	84-50	-34	8-9
1991-92	UTSA	W	102-70	+32	9-9
1992-93	SMU	L	72-66	-6	9-10
1993-94	Texas Rio Grande Valley	W	88-68	+20	10-10
1994-95	Montana	L	76-64	-12	10-11
1995-96	Texas Christian	W	103-81	+22	11-11
1996-97	Oral Roberts	W	62-50	+12	12-11
1997-98	Stephen F. Austin	L	82-58	-24	12-12
1998-99	TCU	W	78-66	+12	13-12
1999-00	Arizona	L	75-59	-16	13-13
2000-01	Tulsa	W	80-49	+31	14-13
2001-02	Purdue	W	80-75	+5	15-13
2002-03	Tennessee	L	94-68	-26	15-14
2003-04	Oral Roberts	W	90-42	+48	16-14
2004-05	SE Missouri State	W	84-62	+22	17-14
2005-06	Milwaukee	W	89-57	+32	18-14
2006-07	DePaul	W	105-71	+34	19-14
2007-08	Maryland	L	66-76	-10	19-15
2008-09	UC Riverside	W	88-57	+31	20-15
2009-10	Mercer	W	108-66	+42	21-15
2010-11	Milwaukee	W	76-59	+17	22-15
2011-12	Sacramento State	W	117-55	+62	23-15
2012-13	Creighton	W	69-48	+21	24-15
2013-14	Stetson	W	78-60	+18	25-15
2014-15	Washington	W	90-80	+10	26-15
2015-16	Winthrop	W	78-48	+30	27-15
2016-17	Southern Illinois	W	80-48	+32	28-15
2017-18	Belmont	W	96-73	+23	29-15



MISCELLANEOUS RECORDS

OVERTIME GAMES

Date	Opponent	W/L	Score
2/12/80	Wichita State	L	59-53
1/19/81	vs. McNeese State ^	L	82-77
2/10/82	Texas Southern	W	82-70
12/11/82	Texas Tech	W	93-91
1/8/83	at Wichita State (20T)	L	93-81
2/16/83	at Oklahoma State	W	83-82
2/24/85	at Kansas	W	78-77
2/27/88	Colorado	L	91-88
1/14/89	at Kansas	L	86-82
12/29/91	at UCSB	L	105-95
1/25/92	at Oklahoma State	W	75-65
2/26/92	Kansas	L	73-72
1/14/96	Oklahoma State (20T)	L	86-79
3/14/99	at Arkansas !	L	97-93
12/21/00	at San Diego (20T)	W	65-63
12/27/00	Stanford	W	102-98
2/24/01	Oklahoma State	W	88-83
2/19/02	at Texas	L	68-62
1/14/04	at Texas A&M	W	65-56
1/26/05	Texas	L	83-71
2/12/06	Baylor	W	81-77
1/22/07	Texas Tech (20T)	W	86-81
3/11/08	vs. Missouri #	L	70-64
3/25/08	vs. Notre Dame \$	L	79-75
12/5/09	Arkansas	W	87-86
12/9/09	at Marist	W	80-71
2/10/10	Baylor	W	62-60
3/28/10	vs. Notre Dame \$	W	77-72
1/16/11	at Texas	W	71-67
1/31/12	at Kansas	W	74-68
11/17/13	Louisville	L	97-92
1/5/14	Iowa State	L	82-75
1/8/14	at Texas	L	79-74
11/28/14	vs. Kentucky	L	88-92
11/29/14	vs. Illinois	W	78-76
1/29/15	at Texas (20T)	L	84-81
2/17/15	at Iowa State	L	84-76
1/4/17	Kansas State	W	85-80
2/7/17	West Virginia (20T)	W	90-87
11/13/17	at DePaul	L	108-11
2/17/18	at West Virginia	W	79-77

^ Forfeited by McNeese and does not count as a loss.
 # Big 12 Tournament Game
 \$ NCAA Tournament Game
 ! WNIT Game

Overtime Record: 21-20
 (10-7 Home, 9-10 Away, 2-3 Neutral)
Under Sherri Coale: 14-12
 (6-3 Home, 6-6 Away, 2-3 Neutral)
Against Big 12 Opponents: 8-7
 (4-1 Home, 4-5 Away, 0-1 Neutral)
Most Overtimes in a Season: 4
 (2009-10; 2014-15)

DOUBLE-OVERTIME GAMES

Date	Opponent	W/L	Score
1/23/83	at Wichita State	L	93-81
1/14/96	Oklahoma State	L	86-79
12/21/00	at San Diego	W	65-63
1/22/07	Texas Tech	W	86-81
1/29/15	at Texas	L	84-81
2/7/17	West Virginia	W	90-87

Double Overtime Record:
 3-3 (2-1 Home, 1-2 Away)
Under Sherri Coale: 2-2
 (2-0 Home, 1-1 Away)

CONSECUTIVE VICTORIES

Season: 20 (Dec. 3, 2008 to Feb. 23, 2009)
Home: 26 (Feb. 18, 1984, to Feb. 22, 1986)
Road: 12 (2000-01)
Road/Neutral*: 18 (Dec. 30, 2006 to Jan. 31, 2007)
Road*: 16 (Dec. 30, 2006 to Jan. 31, 2007)
To Open Season: 10 (1984-85 and 2001-02)
Big 12*: 24 (March 3, 2005 to Jan. 27, 2007)
Big 12 w/ Postseason: 26 (Jan. 4, 2006 to Jan. 27, 2007)
 *Regular-Season Games Only

CONSECUTIVE LOSSES

Season: 16, 1996-97
Multiple Seasons: 17, Jan. 7, 1997-Nov. 22, 1997

MOST GAMES

Scoring 100 Points or More ...
Season: 4, 1983-84, 1985-86, 1991-92
Consecutive: 3, 1991-92
Games Played ...
Season: 38, 2009-10
At Home in a Season: 16, three times
 2008-09, 2009-10, 2016-17
Away from Home in a Season: 23,
 2005-06

Games Won ...
Season: 32, 2001-02 and 2008-09
At Home in a Season: 15, 2008-09
On Road/Neutral in a Season: 19,
 2005-06

TRIPLE-DOUBLES

Courtney Paris vs. Texas Tech
 (March 1, 2006)
 18 points, 13 rebounds, 10 blocks
Diannah Jackson vs. Tulsa
 (December 4, 2005)
 15 points, 10 rebounds, 10 assists
LaNae Jones vs. Southern
 (December 29, 1993)
 12 points, 17 rebounds, 11 blocks

LARGEST HOME WINS

Mar Score	Opponent	Date
+73	121-48	Central Arkansas 12/20/07
+72	121-49	Prairie View A&M 11/29/90
+70	105-35	Prairie View A&M 12/14/91
+66	103-37	Jackson Sate 12/7/98
+66	118-52	Ark. Pine-Bluff 12/29/10
+64	89-25	N.C. Central 1/4/09
+62	117-55	Sacramento State 11/13/11
+60	101-41	Prairie View A&M 12/12/92
+59	104-45	Oklahoma Baptist 11/30/78
+59	91-32	Tulsa 12/11/86
+59	105-46	UMES 12/15/13
+57	93-36	Arkansas State 12/2/07
+52	94-42	Tulsa 12/21/08
+51	99-48	Oral Roberts 2/10/94

WORST HOME LOSSES

Mar Score	Opponent	Date
-39	103-64	Baylor 2/27/17
-35	94-59	Texas Tech 2/19/98
-31	88-57	Oklahoma State 1/29/97
-31	89-58	Baylor 1/26/12
-29	74-45	Kansas State 2/1/03
-29	101-72	Nebraska 2/14/98
-25	81-56	Missouri 2/15/97
-24	87-63	Kansas State 3/5/83
-22	76-54	Oklahoma State 2/7/98
-22	52-74	Baylor 1/14/18

LARGEST ROAD WINS

Mar Score	Opponent	Date
+84	120-36	UTRGV 11/25/88
+57	95-38	Oral Roberts 11/17/01
+55	99-44	North Texas 12/10/83
+55	103-48	UT-Arlington 12/4/84
+48	88-40	Akron 11/26/04
+48	90-42	Oral Roberts 11/22/03
+48	100-52	Oklahoma City 12/12/83
+48	98-50	Prairie View A&M 1/23/92

WORST ROAD LOSSES

Mar Score	Opponent	Date
-41	86-45	Connecticut 2/14/11
-40	95-55	Kansas 1/16/81
-39	101-62	Northern Arizona 12/30/97
-37	86-49	Colorado 2/18/90
-36	72-36	Texas 2/26/05

2,000 POINTS/1,000 REBOUNDS

Courtney Paris (2006-09)
 2,729 points/2,034 rebounds
Molly McGuire (1980-83)
 2,147 points/1,071 rebounds

1,000 POINTS/1,000 REBOUNDS

Caton Hill (2000-04)
 1,653 points/1,052 rebounds
Ashley Paris (2006-09)
 1,273 points/1,064 rebounds



» CONFERENCE CHAMPIONSHIP RESULTS BY OPPONENT (35-47 RECORD; 11-29 BIG EIGHT; 25-18 BIG 12)

vs. BAYLOR (4-1)

2002^	W	84-69	Final
2006^	W	72-61	Final
2007^	W	78-64	Semifinals
2010^	W	59-54	Quarterfinals
2016^	L	57-84	Semifinals

vs. COLORADO (3-7)

1979*	L	62-72	
1982*	W	71-61	
1983*	L	70-78	Quarterfinals
1989*	L	61-80	Quarterfinals
1991*	L	75-80	Quarterfinals
1996*	L	60-76	Quarterfinals
1998^	L	66-71	First Round
2001^	W	102-93	Semifinals
2003^	L	68-73	Quarterfinals
2004^	W	63-56	Quarterfinals

vs. IOWA STATE (3-5)

1977*	L	58-93	
1979*	L	69-80	
1980*	W	87-77	
1985*	L	78-63	Quarterfinals
2001^	L	65-68	Final
2006^	W	78-74	Quarterfinals
2007^	W	67-60	Final
2013^	L	60-79	Semifinals

vs. KANSAS (5-6)

1976*	L	39-65	
1977*	L	45-72	
1981*	L	55-95	
1982*	W	73-63	Semifinals
1984*	W	76-63	Quarterfinals
1985*	W	79-69	Semifinals
1988*	L	66-67	Quarterfinals
1992*	L	62-70	Semifinals
1995*	L	81-88	Semifinals
2001^	W	80-61	Quarterfinals
2010^	W	76-59	Quarterfinals

vs. KANSAS STATE (2-4)

1976*	L	27-90	
1984*	L	67-69	Semifinals
1987*	L	64-79	Quarterfinals
1997^	L	56-81	First Round
2002^	W	69-49	Semifinals
2004^	W	78-66	Semifinals

vs. MISSOURI (3-7)

1979*	L	56-80	
1980*	L	63-90	
1981*	L	65-68	
1982*	L	67-84	
1985*	L	83-89	Final
1986*	L	66-71	Final
1990*	W	80-77	Quarterfinals
1992*	W	80-79	Quarterfinals
2006^	W	75-54	Semifinals
2008^	L	64-70 (OT)	First Round



» Oklahoma has won four Big 12 postseason titles (2002, 2004, 2006 and 2007).

vs. NEBRASKA (3-2)

1978*	W	60-59	
1979*	L	60-82	
1994*	L	56-73	Quarterfinals
1995*	W	77-67	Quarterfinals
2003^	W	71-51	Quarterfinals

vs. OKLAHOMA STATE (5-5)

1977*	L	65-73	
1980*	L	54-60	
1981*	W	75-61	
1986*	W	85-80	Quarterfinals
1990*	L	78-87	Semifinals
1993*	L	70-85	Quarterfinals
1999^	L	67-70	First Round
2002^	W	87-56	Quarterfinals
2010^	W	74-69	Semifinals
2016^	W	61-45	Quarterfinals

vs. TEXAS (2-4)

2000^	L	68-71	Quarterfinals
2004^	W	66-47	Final
2005^	L	59-65	Quarterfinals
2007^	W	67-58	Quarterfinals
2014^	L	72-82	Quarterfinals
2015^	L	46-59	Semifinals

vs. TEXAS A&M (2-4)

2004^	W	60-47	First Round
2005^	W	86-65	First Round
2009^	L	52-64	Semifinals
2010^	L	67-74	Final
2011^	L	68-81	Quarterfinals
2012^	L	66-79	Semifinals

vs. TCU (0-1)

2018^	L	83-90	Quarterfinals
-------	---	-------	---------------

vs. TEXAS TECH (1-0)

2011^	W	71-69	Quarterfinals
-------	---	-------	---------------

vs. WEST VIRGINIA (2-1)

2013^	W	65-54	Quarterfinals
2015^	W	67-55	Quarterfinals
2017^	L	58-82	Quarterfinals

* Big Eight Tournament

^ Big 12 Championship



BIG 12 CHAMPIONSHIP

» BIG 12 TOURNAMENT HIGHS

OKLAHOMA TEAM/GAME

Points	Opponents	Date
102	Colorado	2000
87	Oklahoma State	2002
84	Baylor	2002
80	Kansas	2001

Points (Half)

52 (2nd)	Colorado	2001
50 (1st)	Colorado	2001

Points in a Quarter

High:	28 (4Q)	TCU	2018
Low:	9 (3Q)	West Virginia	2017

Field Goals Made

High:	37	Colorado	2011
Low:	15	Texas	2015

Field Goal Attempts

High:	88	Missouri	2008
Low:	46	Texas A&M	2004

Field Goal Percentage

High:	.545	Texas A&M	2005
Low:	.259	Texas	2015

3-Pointers Made

High:	14	Colorado	2001
Low:	2	Three Times	

3-Pointers Attempts

High:	33	Texas	2014
Low:	10	Baylor	2010

3-Point Percentage

High:	.533	Texas A&M	2005
Low:	.125	West Virginia	2013

Free Throws Made

High:	25	Baylor	2007
Low:	3	Missouri	2008

Free Throw Attempts

High:	36	Texas A&M	2009
Low:	6	Nebraska	2006

Free Throw Percentage

High:	.947	Texas A&M	2009
Low:	.556	Baylor	2006

Free Throw Percentage

High:	.947	Texas A&M	2009
Low:	.556	Baylor	2006

Rebounds

High:	62	Missouri	2008
Low:	27	Texas A&M	2012

Assists

High:	25	Two times	
Low:	6	TCU	2018

Steals

High:	16	Oklahoma State	2002
Low:	1	West Virginia	2015

Blocks

High:	15	Texas	2007
Low:	0	Kansas State	1997

Turnovers

High:	32	Baylor	2006
Low:	7	Baylor	2010

OKLAHOMA INDIVIDUAL/GAME

Points	Player vs. Opponent	Date
36	Courtney Paris vs. Iowa State	2006
30	Courtney Paris vs. Missouri	2008
27	Courtney Paris vs. Kansas	2009
26	Danielle Robinson vs. Baylor	2010
25	Stacey Dales vs. Baylor	2002
24	Maddie Manning vs. TCU	2018
24	Whitney Hand vs. Texas A&M	2012
24	Jenna Plumley vs. Baylor	2007
24	Courtney Paris vs. Baylor	2006
23	Leah Rush vs. Texas A&M	2005
23	Courtney Paris vs. Iowa State	2007
23	Maria Villarroel vs. Kansas State	2003
23	Stacey Dales vs. Oklahoma State	2002
23	Dionnah Jackson vs. Oklahoma State	2002

Field Goals Made

16	Courtney Paris vs. Iowa State	2006
----	-------------------------------	------

Field Goals Attempts

27	Amanda Thompson vs. Texas A&M	2010
----	-------------------------------	------

Field Goal Pct. (min 5. att)

1.000	Derica Wyatt vs. Oklahoma State	2016
1.000	Nicole Griffin vs. Texas A&M	2011

3-Point Field Goals

	Date	
5	Erin Higgins vs. Baylor	2006
5	Erin Higgins vs. Texas A&M	2005
5	Sunny Hardeman vs. Colorado	2001
5	Rosalind Ross vs. Colorado	2001

3-Point Field Goal Attempts

12	Aaryn Ellenberg vs. Texas	2014
12	Rosalind Ross vs. Colorado	2011

3-Point Field Goal Pct.

.800	Stacey Dales vs. Oklahoma State	2002
.800	Rosalina Ross vs. Kansas	2001

Free Throws Made

12	Sharane Campbell vs. Missouri	2012
----	-------------------------------	------

Free Throw Attempts

15	Sharane Campbell vs. Missouri	2012
15	Courtney Paris vs. Kansas	2009
15	Courtney Paris vs. Baylor	2006

Free Throw Pct.

1.000	Vionise Pierre-Louis vs. West Virginia	2015
1.000	Leah Rush vs. Texas A&M	2005
1.000	Rosalind Ross vs. Baylor	2002
1.000	LaNeisha Caufield vs. Oklahoma State	2002
1.000	Caton Hill vs. Colorado	2001

Rebounds

26	Courtney Paris vs. Baylor	2006
----	---------------------------	------

Assists

9	Morgan Hook	2013
9	Stacey Dales	2001

Steals

6	Jenna Plumley vs. Iowa State	2007
6	LaNeisha Caufield vs. Kansas State	2002

Blocks

7	Courtney Paris vs. Missouri	2008
---	-----------------------------	------



» Courtney Paris' 36 points versus Iowa State in 2006 still stands as the most by a Sooner in Big 12 Championship play.



» YEAR-BY-YEAR CONFERENCE CHAMPIONSHIP RESULTS

BIG EIGHT (11-29 RECORD)

1976

Kansas State 90, Oklahoma 27
Kansas 65, Oklahoma 39

1977

Kansas 72, Oklahoma 45
Iowa State 93, Oklahoma 58
Oklahoma State 73, Oklahoma 65

1978

Oklahoma 60, Nebraska 59
Missouri 80, Oklahoma 56

1979

Nebraska 82, Oklahoma 60
Colorado 72, Oklahoma 62
Iowa State 80, Oklahoma 69

1980

Missouri 90, Oklahoma 63
Oklahoma 87, Iowa State 77
Oklahoma State 60, Oklahoma 54

1981

Oklahoma 75, Oklahoma State 61
Kansas 95, Oklahoma 55
Missouri 68, Oklahoma 65

1982

Colorado 71, Oklahoma 61
Oklahoma 73, Kansas 63
Missouri 87, Oklahoma 64

1983

Colorado 78, Oklahoma 70

1984

Oklahoma 76, Kansas 63
Kansas State 69, Oklahoma 67

1985

Oklahoma 78, Iowa State 63
Oklahoma 79, Kansas 69
Missouri 89, Oklahoma 83

1986

Oklahoma 85, Oklahoma State 80
Missouri 71, Oklahoma 66

1987

Kansas State 79, Oklahoma 64

1988

Kansas 67, Oklahoma 66

1989

Colorado 80, Oklahoma 61

1990

Oklahoma 80, Missouri 77
Oklahoma State 87, Oklahoma 78

1991

Colorado 80, Oklahoma 75

1992

Oklahoma 80, Missouri 79
Kansas 70, Oklahoma 62

1993

Oklahoma State 85, Oklahoma 70

1994

Nebraska 73, Oklahoma 56

1995

Oklahoma 77, Nebraska 67
Kansas 88, Oklahoma 81

1996

Colorado 76, Oklahoma 60

BIG 12 (25-18 RECORD)

1997

Kansas State 81, Oklahoma 56

1998

Colorado 71, Oklahoma 66

1999

Oklahoma State 70, Oklahoma 56

2000

Texas 71, Oklahoma 68

2001

Oklahoma 80, Kansas 61
Oklahoma 102, Colorado 93
Iowa State 68, Oklahoma 65

2002

Oklahoma 87, Oklahoma State 56
Oklahoma 69, Kansas State 49
Oklahoma 84, Baylor 69

2003

Oklahoma 71, Nebraska 51
Colorado 73, Oklahoma 68

2004

Oklahoma 60, Texas A&M 47
Oklahoma 78, Kansas State 66
Oklahoma 66, Texas 47

2005

Oklahoma 86, Texas A&M 65
Texas 65, Oklahoma 59

2006

Oklahoma 78, Iowa State 74
Oklahoma 75, Missouri 51
Oklahoma 72, Baylor 61

2007

Oklahoma 67, Texas 58
Oklahoma 78, Baylor 64
Oklahoma 67, Iowa State 60

2008

Missouri 70, Oklahoma 64 (OT)



► **Sherri Coale** is one of two Big 12 coaches in league history to lead their program to four conference tournament titles. The Sooners have won the Big 12 postseason crown in 2002, 2004, 2006 and 2007.

2009

Oklahoma 76, Kansas 59
Texas A&M 74, Oklahoma 62

2010

Oklahoma 59, Baylor 54
Oklahoma 74, Oklahoma State 69
Texas A&M 74, Oklahoma 67

2011

Oklahoma 71, Texas Tech 69
Texas A&M 81, Oklahoma 68

2012

Oklahoma 70, Missouri 59
Texas A&M 79, Oklahoma 66

2013

Oklahoma 65, West Virginia 54
Iowa State 79, Oklahoma 60

2014

Texas 82, Oklahoma 72

2015

Oklahoma 67, West Virginia 55
Texas 59, Oklahoma 46

2016

Oklahoma 61, Oklahoma State 43
Baylor 84, Oklahoma 57

2017

West Virginia 82, Oklahoma 58

2018

TCU 90, Oklahoma 83

Title games in italics



FINAL FOUR APPEARANCES

» 2002



32-4 Overall Record
5-1 NCAA Tournament Record
Coached by Sherri Coale

Oklahoma made history in 2002 with its first trip to the NCAA Final Four. The Sooners dominated NCAA action by winning five of their six games by an average margin of 21 points. After capturing the Big 12 regular season and tournament titles, OU earned a No. 1 seed in the West Region and opened NCAA action inside Lloyd Noble Center. The Sooners advanced to the Sweet 16 with a pair of victories over Hartford (84-52) and Villanova (66-53). However, in order to advance to the Final Four, OU had to eliminate two Big 12 teams. First up was Texas Tech. Oklahoma handed the Lady Raiders a 72-62 loss, before routing Colorado, 94-60, for the right to play in the Final Four in San Antonio. Oklahoma shocked Duke with an 86-71 win in the NCAA semifinals before suffering a disappointing 82-70 loss to national powerhouse Connecticut in the national championship game. OU concluded the season 32-4 as the No. 2 team in the AP and USA Today/Coaches Polls.

» 2010



27-11 Overall Record
4-1 NCAA Tournament Record
Coached by Sherri Coale

The route ran through the Sooner State, ending in familiar territory, as Oklahoma earned a consecutive berth in the NCAA Women's Final Four. Despite the loss of the previous year's star-studded senior class and a season-ending injury to All-America candidate Whitney Hand, the Sooners never wavered from their identity of resilience. OU fought through the nation's toughest schedule and was rewarded with a road to the Final Four that started at home. The Sooners handled South Dakota State and Little Rock at Lloyd Noble Center in the first and second rounds before winning dramatically at the Kansas City Regional. Oklahoma needed last-minute heroics to take down Notre Dame, 77-72, in OT and rallied to defeat a pesky Kentucky squad, 88-68. No. 2 Stanford loomed in San Antonio, site of the OU's first Final Four trip and national runner-up finish in 2002, and despite a valiant second-half effort to take an 18-point deficit to one possession, the Sooners fell 73-66.

» 2009



32-5 Overall Record
4-1 NCAA Tournament Record
Coached by Sherri Coale

Oklahoma swept through its home state once again in the 2009 NCAA Championship en route to its second Final Four appearance. Following its sixth Big 12 season championship, OU was rewarded with the No. 1 seed in the Oklahoma City Region, ensuring a path through the Sooner State. Oklahoma dropped Prairie View (76-47) and Georgia Tech (69-50) in Iowa City, Iowa in the first and second rounds. At the Ford Center in Oklahoma City, the Sooner Nation swarmed to the best-attended regional site of the season as OU played in front of crowds of more than 11,000 on its home turf. The Sooners dispatched Pittsburgh (70-59) and Purdue (74-68) to punch a ticket to St. Louis and the Final Four. Oklahoma fell to Louisville at the buzzer, 61-59, ending its remarkable run. The Sooners matched their single-season program record for wins with 32 and finished fourth in the national polls.

» FINAL FOUR RECORDS

INDIVIDUAL

Points	26, Rosalind Ross vs. Duke, 2002
Field Goals	11, Danielle Robinson vs. Stanford, 2010
FG Pct.500, Rosalind Ross vs. Duke, 2002
3-Point Field Goals	4, Rosalind Ross, twice
3-Point FG Pct.500, Rosalind Ross vs. Duke, 2002
Free Throws	8, LaNeisha Caufield vs. Connecticut, 2002
.....	8, Rosalind Ross vs. Duke, 2002
FT Pct.889, LaNeisha Caufield vs. Connecticut, 2002
Rebounds	16, Courtney Paris vs. Louisville, 2009
Assists	10, Danielle Robinson, Louisville, 2009
Blocks	4, Courtney Paris, Louisville, 2009
Steals	4, LaNeisha Caufield, twice

TEAM

Points86 vs. Duke, 2002
Field Goals28 vs. Duke, 2002
FG Pct.459 vs. Duke, 2002
3-Point Field Goals	9 vs. Duke, 2002
3-Point FG Pct.346 vs. Duke, 2002
Free Throws21 vs. Duke, 2002
FT Pct.875 vs. Duke, 2002
Rebounds	48 vs. Louisville, 2009
Assists	16, Louisville, 2009
Blocks	7, Louisville, 2009
Steals12 vs. Connecticut, 2002



» NCAA TOURNAMENT RESULTS (33-20 RECORD)

1986 (Midwest Region)

SWEET 16

First Round Bye
 (4) OU 86, (5) Vanderbilt 67
 (1) Texas 85, (4) OU 59

1995 (East Region)

(7) OU, 90, (10) Loyola (Md.) 55
 (2) Louisiana Tech 48, (7) OU 36

2000 (East Region)

SWEET 16

(5) OU 86, (12) BYU 81
 (5) OU 76, (4) Purdue 74
 (1) Connecticut 102, (5) OU 80

2001 (West Region)

SWEET 16

(2) OU 70, (15) Oral Roberts 64
 (2) OU 67, (10) Stanford 50
 (6) Washington 84, (2) OU 67

2002 (West Region)

NATIONAL CHAMPIONSHIP GAME

(1) OU 84, (16) Hartford 52
 (1) OU 66, (9) Villanova 53
 (1) OU 72, (4) Texas Tech 62
 (1) OU 94, (3) Colorado 60
 (1) OU 86, (1) Duke 71
 (1) Connecticut 82, (1) OU 70

2003 (Mideast Region)

(7) George Washington 71, (10) OU 61

2004 (Midwest Region)

(3) OU 58, (14) Marist 45
 (6) Stanford 68, (3) OU 43

2005 (Southeast Region)

(9) Arizona 72, (8) OU 69

2006 (San Antonio Regional)

SWEET 16

(2) OU 78, (15) Pepperdine 66
 (2) OU 86, (7) BYU 70
 (3) Stanford 88, (2) OU 74

2007 (Dayton Regional)

SWEET 16

(3) OU 74, (14) SE Missouri State 60
 (3) OU 78, (6) Marquette 47
 (7) Ole Miss 90, (2) OU 82

2008 (Dayton Regional)

(4) OU 69, (13) Illinois State 61
 (5) Notre Dame 79, (4) OU 75 (OT)

2009 (Oklahoma City Regional)

FINAL FOUR

(1) OU 76, (16) Prairie View 47
 (1) OU 69, (9) Georgia Tech 50
 (1) OU 70, (4) Pittsburgh 59
 (1) OU 74, (6) Purdue 68
 (3) Louisville 61, (1) OU 59

2010 (Kansas City Regional)

FINAL FOUR

(3) OU 68, (14) South Dakota State 57
 (3) OU 60, (11) Little Rock 44
 (3) OU 77, (2) Notre Dame 72 (OT)
 (3) OU 88, (4) Kentucky 68
 (1) Stanford 73, (3) OU 66

2011 (Dayton Regional)

SWEET 16

(6) OU 86, (11) James Madison 72
 (6) OU 88, (3) Miami 83
 (2) Notre Dame 78, (6) OU 53

2012 (Fresno Regional)

(6) OU 88, (11) Michigan 67
 (3) St. John's 74, (6) OU 70

2013 (Oklahoma City Regional)

SWEET 16

Oklahoma City Regional
 (6) OU 78, (11) Central Michigan 73
 (6) OU 85, (3) UCLA 72
 (2) Tennessee 74, (6) OU 59

2014 (Lincoln Regional)

(7) DePaul, 104 (10) OU 100

2015 (Oklahoma City Regional)

SWEET 16

(5) OU 111, (12) Quinnipiac 84

(4) Stanford 86, (5) OU 76

2016 (Lexington Regional)

(6) OU 61, (11) Purdue 45
 (3) Kentucky 79, (6) OU 58

2017 (Oklahoma City Regional)

(6) OU 75, (11) Gonzaga 62
 (3) Washington 108, (6) OU 82

2018 (Spokane Regional)

(5) DePaul 90, (12) Oklahoma 79



OU'S ALL-TIME NCAA TOURNAMENT SEEDS

Year	Seed	Record
1986	4	1-1
1995	7	1-1
2000	5	2-1
2001	2	2-1
2002	1	5-1
2003	10	0-1
2004	3	1-1
2005	8	0-1
2006	2	2-1
2007	2	2-1
2008	4	1-1
2009	1	4-1
2010	3	4-1
2011	6	2-1
2012	6	1-1
2013	6	2-1
2014	10	0-1
2015	5	1-1
2016	6	1-1
2017	6	1-1
2018	12	0-1

First Round.....	16-4
Second Round.....	10-7
Regional Semifinal.....	3-7
Regional Final.....	3-0
National Semifinal.....	1-2
National Championship.....	0-1
vs. Higher Seeds.....	4-13
vs. Lower Seeds.....	28-7
vs. Equal Seeds.....	1-1



NCAA TOURNAMENT BOX SCORES

	DATE	FG	FGA	PCT	3P	3PA	PCT	FT	FTA	PCT	O	D	TOT	PF	A	TO	B	ST	TP
1986																			
OKLAHOMA	3/16/86	38	76	.500	--	--	--	10	17	.588	--	--	58	20	25	21	4	10	86
Vanderbilt	27	78	.346	--	--	--	--	13	24	.542	--	--	41	22	14	17	7	10	67
OKLAHOMA	3/20/86	25	58	.431	--	--	--	9	16	.562	--	--	32	27	10	22	1	8	59
Texas	32	61	.525	--	--	--	--	21	35	.600	--	--	42	16	12	14	2	10	85
1995																			
OKLAHOMA	3/08/95	15	60	.250	2	13	.154	4	12	.333	8	37	45	22	8	15	4	5	36
Louisiana Tech	19	66	.288	1	12	.083	9	26	.346	20	40	60	15	11	12	4	10	48	
OKLAHOMA	3/16/95	35	64	.547	2	6	.333	18	25	.720	11	27	38	25	22	18	6	21	90
Loyola	13	54	.241	1	10	.100	28	35	.800	20	22	42	19	6	32	1	7	55	
2000																			
OKLAHOMA	3/18/00	31	57	.544	3	13	.231	21	29	.724	10	26	36	16	23	18	0	8	86
BYU	26	60	.433	13	25	.520	16	22	.727	11	20	31	22	14	17	2	10	81	
OKLAHOMA	3/20/00	28	60	.467	5	14	.357	15	19	.789	10	22	32	23	13	13	5	5	76
Purdue	27	56	.482	1	5	.200	19	29	.655	15	21	36	21	18	19	3	9	74	
OKLAHOMA	3/25/00	25	58	.431	7	16	.438	23	29	.793	17	23	40	18	10	33	2	5	80
Connecticut	40	70	.571	6	14	.429	16	22	.727	10	19	29	23	19	15	3	21	102	
2001																			
OKLAHOMA	3/17/01	25	50	.500	7	21	.333	13	26	.500	14	21	35	15	14	17	1	7	70
Oral Roberts	23	49	.469	8	14	.571	10	14	.714	7	17	24	24	13	16	1	11	64	
OKLAHOMA	3/19/01	20	61	.328	7	24	.292	20	27	.741	19	33	52	9	13	13	0	5	67
Stanford	21	63	.333	2	20	.100	6	6	1.000	9	25	34	21	12	14	11	6	50	
OKLAHOMA	3/24/01	25	72	.347	6	26	.231	11	16	.688	12	25	37	22	21	15	1	8	67
Washington	27	60	.450	8	24	.333	22	28	.786	10	38	48	18	15	18	4	5	84	
2002																			
OKLAHOMA	3/16/02	29	57	.509	5	16	.318	13	33	.636	17	27	44	17	20	20	1	13	84
Hartford	18	63	.286	3	16	.183	21	38	.722	21	19	40	26	7	22	1	12	52	
OKLAHOMA	3/18/02	21	44	.477	6	13	.462	18	21	.857	7	27	34	11	12	12	0	3	66
Villanova	19	51	.373	8	23	.348	7	10	.700	7	17	24	13	11	10	3	6	53	
OKLAHOMA	3/23/02	26	59	.441	6	17	.353	14	16	.875	11	33	44	14	14	21	0	9	72
Texas Tech	25	67	.373	5	20	.250	7	11	.636	12	22	34	15	12	16	2	8	62	
OKLAHOMA	3/25/02	34	62	.548	9	21	.429	17	20	.850	7	21	28	19	23	15	0	10	94
Colorado	21	50	.420	0	4	.000	18	21	.857	9	22	31	15	5	29	0	8	60	
OKLAHOMA	3/29/02	28	61	.459	9	26	.346	21	24	.875	5	37	42	14	15	16	0	11	86
Duke	28	73	.384	4	20	.200	11	14	.786	10	28	38	18	19	16	2	5	71	
OKLAHOMA	3/31/02	24	62	.387	8	20	.400	14	20	.700	11	14	25	17	12	15	2	12	70
Connecticut	30	57	.526	0	9	.000	22	25	.880	14	30	44	16	15	21	8	7	82	
2003																			
OKLAHOMA	3/23/03	22	55	.400	6	18	.333	11	19	.579	11	28	39	17	19	22	0	8	61
George Wash.	23	53	.434	7	14	.500	18	20	.900	3	26	29	17	17	17	7	11	71	
2004																			
OKLAHOMA	3/20/04	17	41	.415	1	13	.077	23	24	.958	4	38	42	17	11	21	2	8	58
Marist	15	63	.238	5	21	.238	10	14	.714	12	20	32	18	11	13	0	12	45	
OKLAHOMA	3/22/04	15	50	.300	4	17	.235	9	16	.563	12	20	32	16	6	14	3	2	43
Stanford	23	50	.460	8	19	.421	14	17	.824	8	29	37	18	17	8	3	5	68	
2005																			
OKLAHOMA	3/20/05	23	56	.411	8	22	.364	15	17	.882	11	28	39	19	20	14	1	3	69
Arizona	24	64	.375	9	20	.450	15	21	.714	17	23	40	16	14	10	5	7	72	
2006																			
OKLAHOMA	3/11/06	25	51	.490	3	11	.273	25	34	.735	9	38	47	19	18	23	6	7	78
Pepperdine	22	71	.310	6	18	.333	16	21	.762	13	24	37	24	12	15	2	10	24	
OKLAHOMA	3/20/06	30	58	.517	10	20	.500	16	22	.727	10	29	39	14	21	17	3	5	86
BYU	28	65	.431	6	23	.261	8	18	.444	14	21	35	17	16	14	3	11	70	
OKLAHOMA	3/25/06	29	69	.420	5	17	.294	11	16	.688	14	27	41	19	17	14	4	5	74
Stanford	30	63	.467	9	24	.375	19	23	.826	8	30	38	10	19	9	2	7	88	
2007																			
OKLAHOMA	3/17/07	29	51	.569	10	17	.588	6	8	.750	4	28	32	12	15	10	3	4	74
SE Missouri St.	21	62	.339	7	21	.333	11	12	.917	11	18	29	9	12	6	2	6	60	
OKLAHOMA	3/19/07	28	60	.467	4	16	.250	18	22	.818	11	38	49	19	11	19	7	7	78
Marquette	13	61	.213	5	20	.250	16	23	.696	13	20	33	22	7	16	2	10	47	
OKLAHOMA	3/25/07	32	69	.464	7	20	.350	11	14	.786	16	33	49	26	20	26	3	5	82
Ole Miss	28	74	.378	5	19	.263	29	41	.707	21	23	44	17	18	11	3	16	90	
2008																			
OKLAHOMA	3/23/08	28	69	.406	1	11	.091	12	16	.750	15	27	42	22	18	14	7	9	69
Illinois State	22	56	.393	5	18	.278	12	16	.750	8	26	34	16	14	18	1	4	61	
OKLAHOMA	3/25/08	30	64	.469	9	16	.563	6	9	.667	17	20	37	21	23	24	8	6	75
Notre Dame	26	57	.456	5	8	.625	22	24	.917	12	16	28	13	15	19	3	13	79	

NCAA TOURNAMENT BOX SCORES



	DATE	FG	FGA	PCT	3P	3PA	PCT	FT	FTA	PCT	O	D	TOT	PF	A	TO	B	ST	TP
2009																			
OKLAHOMA	3/22/09	28	68	.412	6	26	.231	14	20	.700	18	35	53	16	16	19	6	14	76
Prairie View		17	60	.283	1	7	.143	12	18	.667	12	26	38	13	8	17	4	13	47
OKLAHOMA	3/24/09	26	53	.491	3	11	.273	14	16	.875	9	32	41	18	17	16	7	5	69
Georgia Tech		17	63	.270	1	13	.077	15	20	.750	18	18	36	18	13	15	2	4	50
OKLAHOMA	3/29/09	25	64	.391	8	21	.381	12	16	.750	16	35	51	15	15	16	3	5	70
Pittsburgh		23	74	.311	3	13	.231	10	15	.667	19	26	45	14	8	9	6	8	59
OKLAHOMA	3/31/09	23	61	.377	4	16	.250	24	31	.774	19	20	39	21	11	11	7	10	74
Purdue		17	46	.370	3	9	.333	31	34	.912	10	22	32	22	11	16	3	6	68
OKLAHOMA	4/5/09	21	59	.356	4	21	.190	13	20	.650	21	27	48	16	16	17	7	5	59
Louisville		22	61	.361	3	13	.231	14	21	.667	18	21	39	18	9	11	3	10	61
2010																			
OKLAHOMA	3/21/10	27	61	.443	4	16	.250	10	11	.909	11	25	36	13	15	13	4	10	68
South Dakota State		21	57	.368	8	18	.444	7	8	.875	11	24	35	14	10	18	0	5	57
OKLAHOMA	3/23/10	23	47	.489	1	7	.143	13	15	.867	8	27	35	10	11	22	1	6	60
Little Rock		19	51	.373	0	16	.000	6	12	.500	9	18	27	16	9	20	1	11	44
OKLAHOMA	3/28/10	30	70	.429	7	14	.500	10	11	.909	15	29	44	14	21	17	5	7	77
Notre Dame		27	63	.429	3	8	.375	15	17	.882	8	25	33	14	14	12	5	11	72
OKLAHOMA	3/30/10	32	52	.615	5	15	.333	19	21	.905	8	28	36	18	15	21	2	8	88
Kentucky		23	70	.329	2	17	.118	20	22	.909	20	14	34	17	6	14	0	12	68
OKLAHOMA	4/4/10	26	68	.382	4	17	.235	10	16	.625	12	29	41	19	7	9	4	4	66
Stanford		27	69	.391	1	15	.067	18	27	.667	18	35	53	12	13	7	3	7	73
2011																			
OKLAHOMA	3/20/11	31	67	.463	4	16	.250	20	23	.870	18	31	49	20	12	22	6	7	86
James Madison		28	77	.364	2	25	.080	14	19	.737	17	21	38	21	7	14	4	15	72
OKLAHOMA	3/22/11	29	68	.426	11	29	.379	19	22	.864	17	28	45	14	22	18	2	8	88
Miami		32	73	.438	8	23	.348	11	15	.733	15	24	39	20	16	15	3	9	83
OKLAHOMA	3/26/11	23	55	.418	1	11	.091	6	9	.667	2	22	24	17	14	24	3	7	53
Notre Dame		28	59	.475	9	18	.500	13	18	.722	14	33	47	13	24	24	4	14	78
2012																			
OKLAHOMA	3/18/12	34	69	.493	10	29	.345	10	18	.556	15	28	43	13	22	8	2	10	88
Michigan		25	58	.431	8	23	.348	9	14	.643	7	26	33	15	11	14	2	4	67
OKLAHOMA	3/20/12	23	48	.479	4	11	.364	20	24	.833	8	29	37	17	16	19	4	3	70
St. John's		27	65	.415	4	10	.400	16	19	.842	11	20	31	21	14	8	2	7	74
2013																			
OKLAHOMA	3/23/13	25	53	.472	9	19	.474	19	22	.864	11	37	48	14	15	24	5	5	78
Central Mich.		26	84	.310	8	33	.242	13	19	.684	23	19	42	16	10	7	4	12	73
OKLAHOMA	3/25/13	24	59	.407	11	27	.407	26	37	.703	13	24	37	21	10	7	5	3	85
UCLA		26	68	.382	2	12	.167	18	25	.720	23	27	50	24	18	14	3	2	72
OKLAHOMA	3/31/13	23	75	.307	5	29	.172	8	12	.667	22	28	50	14	4	17	2	6	59
Tennessee		29	67	.433	4	15	.267	12	18	.667	14	33	47	18	14	13	4	11	74
2014																			
OKLAHOMA	3/22/14	34	73	.466	12	33	.364	20	21	.952	18	17	35	21	13	15	7	7	100
DePaul		36	67	.537	11	23	.478	21	26	.808	17	22	39	21	20	16	5	8	104
2015																			
OKLAHOMA	3/21/15	40	72	.556	13	29	.448	18	24	.750	15	33	48	25	27	13	2	5	111
Quinnipiac		23	66	.348	12	29	.414	26	33	.788	13	19	32	21	11	11	1	7	84
OKLAHOMA	3/23/15	28	72	.389	6	23	.261	14	19	.737	16	20	36	28	11	13	1	9	76
Stanford		24	46	.522	8	17	.471	30	38	.789	8	31	39	21	10	20	7	5	86
2016																			
OKLAHOMA	3/19/16	22	51	.431	6	16	.375	11	14	.786	6	33	39	13	11	16	13	6	61
Purdue		18	64	.281	4	11	.364	5	13	.385	16	23	39	13	11	13	3	5	45
OKLAHOMA	3/21/16	18	66	.273	6	22	.273	16	19	.842	17	23	40	26	11	13	5	4	58
Kentucky		22	58	.379	6	13	.462	29	38	.763	11	30	41	17	12	10	8	3	79
2017																			
OKLAHOMA	3/18/17	23	53	.434	10	23	.435	19	21	.905	7	28	35	18	10	17	11	5	75
Gonzaga		24	71	.338	3	18	.167	11	15	.733	19	25	44	19	13	13	3	7	62
OKLAHOMA	3/20/17	32	69	.464	12	26	.462	6	8	.750	13	17	30	22	14	12	5	3	82
Washington		36	63	.571	18	30	.600	18	28	.643	11	23	34	16	20	8	6	4	108
2018																			
OKLAHOMA	3/16/18	25	61	.410	4	19	.211	25	33	.758	9	24	33	19	15	12	2	9	79
DePaul		30	58	.517	12	24	.500	18	25	.720	7	34	41	23	26	15	3	6	90



NCAA TOURNAMENT RECORDS

» SINGLE-GAME RECORDS

MOST BY OKLAHOMA

Points:111 vs. Quinnipiac, 2015
 Total Rebounds:58 vs. Vanderbilt, 1986
 Offensive Reb.:22 vs. Tennessee, 2013
 Defensive Reb.:38, twice
vs. Marquette, 2007
vs. Pepperdine, 2006
 Field Goals Made: .40 vs. Quinnipiac, 2015
 FG Attempts:76 vs. Vanderbilt, 1986
 FG Pct.:568 (32-52) at Kentucky, 2010
 3-Point Field Goals: .13 vs. Quinnipiac, 2015
 3-PT FG Att.:33 vs. DePaul, 2014
 3-PT FG Pct.: .563 (9-16) vs. Notre Dame, 2008
 Free Throws:30 at Stanford, 2015
 FT Attempts:38 at Stanford, 2015
 FT Pct.:958 (23-24) vs. Marist, 2004
 Assists:27 vs. Quinnipiac, 2015
 Steals:21 vs. Loyola (Md.), 1995
 Blocks:13 vs. Purdue, 2016
 Turnovers:33 vs. Connecticut, 2000
 Fouls:28 vs. Stanford, 2015
 Technical Fouls:1, four times
 Points in a quarter: .29 vs. Gonzaga [1Q], 2016
 Points in first half: .57 vs. Quinnipiac, 2015
 Points in second half: .66 vs. DePaul, 2014
 Points in overtime: .11 vs. Notre Dame, 2010

FEWEST BY OKLAHOMA

Points:36 vs. Louisiana Tech, 1995
 Total Rebounds: .24 vs. Notre Dame, 2011
 Offensive Reb.:2 vs. Notre Dame, 2011
 Defensive Reb.:15 vs. Texas, 1986
 Field Goals:15 vs. Stanford, 2004
 FG Attempts:41 vs. Marist, 2004
 FG Pct.: .250 (15-60) vs. Louisiana Tech, 1995
 3-Point Field Goals:1, four times
vs. Notre Dame, 2011
vs. Little Rock, 2010
vs. Illinois State, 2008
vs. Marist, 2004
 3-PT FG Att.:6 vs. Loyola (Md.), 1986
 3-PT FG Pct.: .077 (1-13) vs. Marist, 2004
 Free Throws Made: .4 vs. Louisiana Tech, 1995
 FT Att.:9 vs. Notre Dame (3-25-08)
 FT Pct.: .333 (4-12) vs. Louisiana Tech, 1995
 Assists:4 vs. Tennessee, 2013
 Steals:2 vs. Stanford, 2004
 Blocks:0, five times
 Turnovers:2, vs. UCLA, 2013
 Fouls:9 vs. Oral Roberts, 2001
 Technical Fouls:None
 Points in a quarter:8, twice
 Points in first half: .17 vs. Notre Dame, 2011
 Points in second half: .13 vs. Louisiana Tech, 1995
 Points in overtime: .10 vs. Notre Dame, 2008

MOST BY AN OPPONENT

Points:108, Washington, 2017
 Rebounds:53, twice
Stanford, 2010
Louisiana Tech, 1995
 Offensive Reb.: .23, Central Michigan, 2013
 Defensive Reb.: .40, Louisiana Tech, 1995
 Field Goals:40, Connecticut, 2000
 FG Attempts:84, Central Michigan, 2013
 FG Pct.:571, twice
(36-63) Washington, 2017
(40-70) Connecticut, 2000
 3-PT Field Goals: .18, Washington, 2017
 3-PT FG Att.:33, Central Michigan, 2013
 3-PT FG Pct.: .625 (5-8) Notre Dame, 2008
 Free Throws Made:31, Purdue, 2008
 FT Attempts:41, Ole Miss, 2007
 FT Pct.:1.000 (6-6) Stanford, 2001
 Assists:26, DePaul, 2018
 Steals:21, Connecticut, 2000
 Blocks:11, Stanford, 2001
 Turnovers:32, Loyola (Md.), 1995
 Fouls:26, Hartford, 2002
 Technical Fouls:1, twice
 Points in a quarter: .30, Washington [4Q], 2017
 Points in first half: .57, Connecticut, 2000
 Points in second half:54, three times
Washington, 2017, Stanford, 2015
DePaul, 2014
 Points in overtime:14, Notre Dame, 2008

FEWEST BY AN OPPONENT

Points:44, Little Rock, 2010
 Rebounds:24, twice, Villanova, 2002
Oral Roberts, 2001
 Offensive Reb.: .3, George Washington, 2003
 Defensive Reb.:14, Kentucky, 2010
 FG Made:13, twice, vs. Marquette, 2007
Loyola (Md.), 1995
 FG Attempts:46, twice, Stanford, 2015
Purdue, 2009
 FG Pct.:213 (13-61), Marquette, 2009
 3-PT Field Goals:0, three times
Little Rock, 2010
Colorado, 2002, Connecticut, 2002
 3-PT FG Att.:4, Colorado, 2002
 3-PT FG Pct.:0.000, four times
 Free Throws:5, Purdue, 2016
 FT Att.:6, Stanford, 2001
 FT Pct.: .346 (9-26), Louisiana Tech, 1995
 Assists:5, Colorado, 2002
 Steals:2, UCLA, 2013
 Blocks:0, three times
Kentucky, 2010
South Dakota State 2010, Colorado, 2002
 Turnovers:7, twice
Central Michigan, 2013
Stanford, 2010
 Fouls: .9, Southeast Missouri State, 2007
 Technical Fouls:None
 Points in a quarter: .8 vs. Purdue [2Q], 2016
 Points in first half: .15, twice, Purdue, 2016
Little Rock, 2010
 Points in second half: .19, Prairie View, 2009
 Points in overtime:6, Notre Dame, 2010

MOST BY AN OKLAHOMA PLAYER

Points:36, Aarlyn Elenberg vs. DePaul, 2014
 Rebounds: .20, Courtney Paris vs. Ole Miss, 2007
 Offensive Reb.:8, Courtney Paris, three times
Joanna McFarland vs. Tennessee, 2013
 Defensive Reb.: .14, Courtney Paris, three times
 Field Goals: .14, Courtney Paris vs. Ole Miss, 2007
 FG Att.:24, three times
Danielle Robinson vs. Stanford, 2010
Courtney Paris vs. Ole Miss, 2007
Courtney Paris vs. Stanford, 2006
 FG Pct. (min. 10 made):846 (11-13)
Courtney Paris vs. Pepperdine, 2006
 3-PT Field Goals: .7, Aarlyn Elenberg vs. DePaul, 2014
 3-PT FG Att.: .15, Aarlyn Elenberg vs. DePaul, 2014
 3-PT FG Pct. (min. 3 made):1.000 (3-3)
Krista Sanchez vs. BYU, 2006
 Free Throws Made:11, four times
Ana Lanusa vs. DePaul, 2018
Danielle Robinson vs. Purdue, 2009
LaNeisha Caufield vs. Villanova, 2002
LaNeisha Caufield vs. Connecticut, 2000
 Free Throws Att.:14, twice
Courtney Paris vs. Purdue, 2009
LaNeisha Caufield vs. Connecticut, 2000
 FT Pct. (min. 5 made):1.000, five times
MR: (8-8) Sharane Campbell vs. DePaul, 2014
 Assists:12, Stacey Dales vs. BYU, 2000
 Steals:5, three times
MR: Nyeshia Stevenson vs. Kentucky, 2010
 Blocks:9, Vionise Pierre-Louis vs. Gonzaga, 2017
 Turnovers: .12, Stacey Dales vs. Connecticut, 2000

MOST BY AN OPPOSING PLAYER

Points:38, twice
Kelsey Plum, Washington, 2017
Nneka Ogwumike, Stanford, 2010
 Rebounds: .17, Raquel Spurlock, Louisiana Tech, 1995
 Off. Reb.: .9, Crystal Bradford, Central Michigan, 2013
 Def. Reb.: .12, Nneka Ogwumike, Stanford, 2010
 Field Goals:14, twice;
Crystal Bradford, Central Michigan, 2013
Brooke Smith, Stanford, 2006
 FG Att.: .31, Crystal Bradford, Central Michigan, 2013
 Field Goal Pct. (min. 10 made):875 (14-16)
Brooke Smith, Stanford, 2006
 3-PT FG Made:6, twice
Brittany Mallory, Notre Dame, 2011
Cady Williams, BYU, 2000
 3-PT FG Att.: .12, Niki DiGiulio, Central Michigan, 2013
 3-PT FG Pct. (min. 5 made):857 (6-7)
Tamika Williams, Connecticut, 2002
 Free Throws: .15, Raquel Spurlock, Loyola (Md.), 1995
 FT Att.:16, twice,
Ashley Awkward, Ole Miss, 2007
Raquel Spurlock, Loyola (Md.), 1995
 FT Pct. (min. 5 made):1.000, twice,
(12-12), Charel Allen, Notre Dame (3-25-08)
(8-8), Diana Taurasi, Connecticut (3-31-02)
 Assists: .12, Skylar Diggins, Notre Dame, 2011
 Steals: .9, Dee Dee Wheeler, Arizona, 2005
 Blocks:6, three times
MR: Alexis Jennings, Kentucky, 2016
 Turnovers:8, three times
MR: Marquel Williams, UCLA, 2013



» SINGLE-GAME CATEGORY LEADERS

» OKLAHOMA

POINTS

- 36, Aaryn Ellenberg vs. DePaul, 2014
- 33, Phylesha Whaley vs. BYU, 2000
- 31, Nyeshia Stevenson vs. Kentucky, 2010
- 30, Courtney Paris vs. BYU, 2006
30, LaNeisha Caufield vs. Villanova, 2002
- 28, Aaryn Ellenberg vs. Michigan, 2012
28, Leah Rush vs. Arizona, 2005
- 27, Aaryn Ellenberg vs. UCLA, 2013
27, Whitney Hand vs. Miami (Fla.), 2011
27, Courtney Paris vs. Pepperdine, 2006

REBOUNDS

- 20, Courtney Paris vs. Ole Miss, 2007
- 17, Joanna McFarland vs. Central Michigan, 2013
17, Dionnah Jackson vs. Arizona, 2005
- 16, Joanna McFarland vs. Tennessee, 2013
16, Joanna McFarland vs. UCLA, 2013
16, Courtney Paris vs. Prairie View, 2009
16, Ashley Paris vs. Pittsburgh, 2009
16, Courtney Paris vs. Stanford, 2006
- 15, Joanna McFarland vs. James Madison, 2011
15, Joanna McFarland vs. Miami (Fla.), 2011
15, Amanda Thompson vs. South Dakota State, 2010
15, Courtney Paris vs. BYU, 2006

ASSISTS

- 12, Stacey Dales vs. BYU, 2000
- 11, Danielle Robinson vs. Miami (Fla.), 2011
11, Danielle Robinson vs. Louisville, 2009
- 10, Gileysa Penzo vs. DePaul, 2018**
10, Britney Brown vs. BYU, 2006
- 9, Stacey Dales vs. Colorado, 2002
- 8, Danielle Robinson vs. Pittsburgh, 2009
8, Amanda Thompson vs. Notre Dame, 2008
- 7, Morgan Hook vs. Central Michigan, 2013
7, Whitney Hand vs. St. John's, 2012
7, Danielle Robinson vs. Pittsburgh, 2010
7, Jenna Plumlee vs. SE Missouri State, 2007
7, Britney Brown vs. Arizona, 2005
7, Dionnah Jackson vs. George Washington, 2003
7, LaNeisha Caufield vs. Washington, 2001

» OPPONENTS

POINTS

- 38, Kelsey Plum, Washington, 2017
38, Nneka Ogumike, Stanford, 2010
- 36, Crystal Bradford, Central Michigan, 2013
- 35, Charel Allen, Notre Dame, 2008
- 34, Camille Copper, Purdue, 2000



► **Aaryn Ellenberg** scored 36 points in the first round of the 2014 NCAA Tournament against DePaul, setting an OU record in her final game as a Sooner.

- 31, Victoria Dunlap, Kentucky, 2010
31, Armitie Price, Ole Miss, 2007
31, Daphanie Kennedy, Pepperdine, 2006
- 29, Candice Wiggins, Stanford, 2006
- 25, Ashley Awkward, Ole Miss, 2007

REBOUNDS

- 17, Racquel Spurlock, Louisiana Tech, 1995
- 16, Nneka Ogumike, Stanford, 2010
- 15, Chantel Osahor, Washington, 2017
- 14, Crystal Bradford, Central Michigan, 2013
14, Morgan Stroman, Miami (Fla.), 2011
14, Karen Booker, Vanderbilt, 1986
- 13, Victoria Dunlap, Kentucky, 2010
13, Lindsey Wisdom-Hilton, Purdue, 2009
13, Swin Cash, Connecticut, 2002
- 11, Erica McCall, Stanford, 2015
11, Angel McCoughtry, Louisville, 2009
11, Nicole Powell, Stanford, 2004
11, Maquisha Walker, 1995

ASSISTS

- 12, Skylar Diggins, Notre Dame, 2011
- 11, Kelsey Plum, Washington, 2017
- 9, Dee Dee Wheeler, Arizona, 2005
- 8, Shea Ralph, Connecticut, 2000
8, Kamie Ethcide, Texas, 1986
- 7, by eight players (most recently by Chantel Osahor, Washington, 2017)



NCAA TOURNAMENT RECORDS

» OKLAHOMA TEAM HIGHS

POINTS

1. 111 vs. Quinnipiac, 2015
2. 100 vs. DePaul, 2014
3. 94 vs. Colorado, 2002
4. 90 vs. Loyola (Md.), 1995
5. 88 vs. Michigan, 2012
88 vs. Miami (Fla.), 2011
88 vs. Kentucky, 2010

FIELD GOALS

1. 40 vs. Quinnipiac, 2015
2. 38 vs. Vanderbilt, 1986
3. 34 vs. DePaul, 2014
34 vs. Michigan, 2012
34 vs. Colorado, 2002

FIELD GOAL ATTEMPTS

1. 76 vs. Vanderbilt, 1986
2. 75 vs. Tennessee, 2013
3. 73 vs. DePaul, 2014
4. 72 vs. Stanford, 2015
72 vs. Quinnipiac, 2015

FIELD GOAL PERCENTAGE

1. .615 vs. Kentucky, 2010
2. .569 vs. SE Missouri State, 2007
3. .556 vs. Quinnipiac, 2015
4. .548 vs. Colorado, 2002
5. .544 vs. BYU, 2000

3-POINT FIELD GOALS

1. 13 vs. Quinnipiac, 2015
2. 12 vs. Washington, 2017
12 vs. DePaul, 2014
4. 11 vs. UCLA, 2013
11 vs. Miami (Fla.), 2011

3-POINT FIELD GOAL ATTEMPTS

1. 33 vs. DePaul, 2014
2. 29 vs. Quinnipiac, 2015
29 vs. Tennessee, 2013
29 vs. Michigan, 2012
29 vs. Miami (Fla.), 2011

3-POINT FG PCT. (MIN. 10 ATTEMPTS)

1. .588 (10-for-17) vs. SE Missouri State, 2007
2. .563 (9-for-16) vs. Notre Dame, 2008
3. .529 (7-for-14) vs. Notre Dame, 2010
4. .500 (10-for-20) vs. BYU, 2006
5. .474 (9-for-19) vs. Central Michigan, 2013

FREE THROWS

1. 30 vs. Stanford, 2015
2. 26 vs. UCLA, 2013
3. 25 vs. DePaul, 2018
25 vs. Pepperdine, 2006
4. 24 vs. Purdue, 2009

FREE THROW ATTEMPTS

1. 38 vs. Stanford, 2015
2. 37 vs. UCLA, 2013
3. 34 vs. Pepperdine, 2006
4. 33 vs. DePaul, 2018
33 vs. Hartford, 2002

FREE THROW PCT. (MIN. 10 ATTEMPTS)

1. .958 (23-for-24) vs. Marist, 2004
2. .952 (20-for-21) vs. DePaul, 2014
3. .909 (10-for-11) vs. Notre Dame, 2010
.909 (10-for-11) vs. S.D. State, 2010
5. .905 (20-for-22) vs. Gonzaga, 2017
.905 (12-for-14) vs. Kentucky, 2010

REBOUNDS

1. 58 vs. Vanderbilt, 1986
2. 53 vs. Prairie View A&M, 2009
3. 52 vs. Stanford, 2001
4. 51 vs. Pittsburgh, 2009
5. 50 vs. Tennessee, 2013

ASSISTS

1. 27 vs. Quinnipiac, 2015
2. 23 vs. Notre Dame, 2008
3. 23 vs. Colorado, 2002
4. 22 vs. Michigan, 2012
22 vs. Miami (Fla.), 2011

TURNOVERS

1. 33 vs. Connecticut, 2000
2. 26 vs. Ole Miss, 2007
3. 24 vs. Central Michigan, 2013
4. 24 vs. Notre Dame, 2011
5. 24 vs. Notre Dame, 2008

BLOCKED SHOTS

1. 13 vs. Purdue, 2016
2. 11 vs. Gonzaga, 2017
3. 8 vs. Notre Dame, 2008
4. 7 vs. Stanford, 2015
7 vs. DePaul, 2014
7 vs. Louisville, 2009
7 vs. Purdue, 2009
7 vs. Georgia Tech, 2009
7 vs. Illinois State, 2009
7 vs. Illinois State, 2008
7 vs. Marquette, 2007

STEALS

1. 21 vs. Loyola (Md.), 1995
2. 14 vs. Prairie View A&M, 2009
3. 13 vs. Hartford, 2002
4. 12 vs. Connecticut, 2002
5. 11 vs. Duke, 2002



► Gabi Ortiz and the 2014-15 Sooners set program records against Quinnipiac for points, field goals and 3-point field goals in an NCAA Tournament game.



» OPPONENT TEAM HIGHS

POINTS

- 108, Washington, 2017
- 104, DePaul, 2014
- 102, Connecticut, 2000
- 90, DePaul, 2018
- 88, Stanford, 2015

FIELD GOALS

- 40, Connecticut, 2000
- 36, Washington, 2017
- 36, DePaul, 2014
- 32, Miami (Fla.), 2011
- 32, Texas, 1986

FIELD GOAL ATTEMPTS

- 84, Central Michigan, 2013
- 78, Vanderbilt, 1986
- 77, James Madison, 2011
- 74, Pittsburgh, 2009
- 74, Ole Miss, 2007

FIELD GOAL PERCENTAGE

- .571, Washington, 2017
- .571, Connecticut, 2000
- .526, Connecticut, 2002
- .525, Texas, 1986
- .517, DePaul, 2018

3-POINT FIELD GOALS

- 18, Washington, 2017
- 13, BYU, 2000
- 12, DePaul, 2018
- 12, Quinnipiac, 2015
- 11, DePaul, 2014

3-POINT FIELD GOAL ATTEMPTS

- 33, Central Michigan, 2013
- 30, Washington, 2017
- 29, Quinnipiac, 2015
- 25, James Madison, 2011
- 25, BYU, 2000

3-POINT FG PCT. (MIN. 10 ATTEMPTS)

- .600 (18-for-30), Washington, 2017
- .571 (8-for-14), Oral Roberts, 2001
- .520 (13-for-25), BYU, 2000
- .500 (12-for-24), DePaul, 2018
- .500 (9-for-18), Notre Dame, 2008
- .500 (7-for-14), George Washington, 2003

FREE THROWS

- 31, Purdue, 2009
- 29, Kentucky, 2016
- 29, Ole Miss, 2007
- 28, Loyola (Md.), 1995
- 26, Quinnipiac, 2015

FREE THROW ATTEMPTS

- 41, Ole Miss, 2007
- 38, Kentucky, 2007
- 35, Loyola (Md.), 1995
- 35, Texas, 1986
- 34, Purdue, 2009

FREE THROW PCT. (MIN. 10 ATTEMPTS)

- .917 (22-for-24), Notre Dame, 2008
- .917 (11-for-12), SE Missouri State, 2007
- .912 (31-for-34), Purdue, 2009
- .909 (20-for-22), Kentucky, 2010
- .900 (18-for-20), George Washington, 2003

REBOUNDS

- 60, Louisiana Tech, 1995
- 53, Stanford, 2010
- 50, UCLA, 2013
- 48, Washington, 2001
- 47, Notre Dame, 2011

ASSISTS

- 26, DePaul, 2018
- 24, Notre Dame, 2011
- 20, Washington, 2017
- 20, DePaul, 2014
- 19, Stanford, 2006
- 19, Duke, 2002
- 19, Connecticut, 2000

TURNOVERS

- 32, Loyola (Md.), 1995
- 29, Colorado, 2002
- 24, Notre Dame, 2011
- 22, Hartford, 2002
- 20, Little Rock, 2010

BLOCKED SHOTS

- 11, Stanford, 2001
- 8, Kentucky, 2016
- 8, Connecticut, 2002
- 7, George Washington, 2003
- 7, Vanderbilt, 1986

STEALS

- 21, Connecticut, 2000
- 16, Ole Miss, 2007
- 15, James Madison, 2011
- 14, Notre Dame, 2011
- 13, Prairie View A&M, 2009
- 13, Notre Dame, 2008



NCAA TOURNAMENT RECORDS

» OKLAHOMA CAREER CATEGORY LEADERS

GAMES PLAYED

- 15, Jasmine Hartman (2009, 2010, 2011, 2013)
15, Danielle Robinson (2008, 2009, 2010, 2011)
15, Carlee Roethlisberger (2008, 2009, 2010, 2011)
- 14, Amanda Thompson (2007, 2008, 2009, 2010)
- 13, Joanna McFarland (2010, 2011, 2012, 2013)
13, Ashley Paris (2006, 2007, 2008, 2009)
13, Courtney Paris (2006, 2007, 2008, 2009)
- 12, Stacey Dales (2000, 2001, 2002)
12, LaNeisha Caufield (2000, 2001, 2002)
- 11, Abi Olajuwon (2007, 2008, 2009, 2010)
11, Caton Hill (2000, 2001, 2002, 2004)

MINUTES PLAYED

- 510, Danielle Robinson (2008, 2009, 2010, 2011)
- 410, LaNeisha Caufield (2000, 2001, 2002)
- 409, Stacey Dales (2000, 2001, 2002)
- 394, Courtney Paris (2006, 2007, 2008, 2009)
- 352, Nyeshia Stevenson (2007, 2008, 2009, 2010)
- 350, Caton Hill (2000, 2001, 2002, 2004)
- 347, Ashley Paris (2006, 2007, 2008, 2009)
- 336, Whitney Hand (2009, 2011, 2012)
- 311, Amanda Thompson (2007, 2008, 2009, 2010)
- 300, Carlee Roethlisberger (2008, 2009, 2010, 2011)

POINTS

- 250, Courtney Paris (2006, 2007, 2008, 2009)
- 214, Danielle Robinson (2007, 2008, 2009, 2010)
- 208, LaNeisha Caufield (2000, 2001, 2002)
- 173, Aaryn Ellenberg (2011, 2012, 2013, 2014)
- 171, Stacey Dales (2000, 2001, 2002)
- 150, Whitney Hand (2009, 2011, 2012)
- 146, Nyeshia Stevenson (2007, 2008, 2009, 2010)
- 141, Caton Hill (2000, 2001, 2002, 2004)
- 123, Leah Rush (2004, 2005, 2006, 2007)
- 113, Ashley Paris (2006, 2007, 2008, 2009)

FIELD GOALS

- 99, Courtney Paris (2006, 2007, 2008, 2009)
- 81, Danielle Robinson (2008, 2009, 2010, 2011)
- 66, LaNeisha Caufield (2000, 2001, 2002)
- 62, Aaryn Ellenberg (2011, 2012, 2013, 2014)
- 61, Stacey Dales (2000, 2001, 2002)
- 54, Caton Hill (2000, 2001, 2002, 2004)
- 50, Nyeshia Stevenson (2007, 2008, 2009, 2010)
- 47, Whitney Hand (2009, 2011, 2012)
- 46, Leah Rush (2004, 2005, 2006, 2007)
- 45, Ashley Paris (2006, 2007, 2008, 2009)



► **Danielle Robinson** averaged 14.3 points, 5.7 assists and 4.3 rebounds in 15 NCAA Tournament games, helping the Sooners to back-to-back Final Four appearances in 2009 and 2010.

FIELD GOAL ATTEMPTS

- 182, Danielle Robinson (2007, 2008, 2009, 2010)
- 174, Courtney Paris (2006, 2007, 2008, 2009)
- 149, Stacey Dales (2000, 2001, 2002)
- 146, Aaryn Ellenberg (2011, 2012, 2013, 2014)
146, LaNeisha Caufield (2000, 2001, 2002)
- 118, Caton Hill (2000, 2001, 2002, 2004)
- 116, Whitney Hand (2009, 2011, 2012)
- 112, Nyeshia Stevenson (2007, 2008, 2009, 2010)
- 111, Amanda Thompson (2007, 2008, 2009, 2010)
- 107, Ashley Paris (2006, 2007, 2008, 2009)

FIELD GOAL PERCENTAGE (MIN. 50 ATTEMPTS)

- .640, Abi Olajuwon (2007, 2008, 2009, 2010)
- .596, Kaylon Williams (2012, 2014, 2015, 2016)
- .575, Leah Rush (2004, 2005, 2006, 2007)
- .569, Courtney Paris (2006, 2007, 2008, 2009)
- .560, Nicole Griffin (2011, 2012, 2013, 2014)
- .486, Dionnah Jackson (2002, 2003, 2004, 2005)
- .482, Vionise Pierre-Louis (2015, 2016, 2017, 2018)
- .481, Gabbi Ortiz (2015, 2016, 2017, 2018)
- .475, Joanna McFarland (2010, 2011, 2012, 2013)
- .462, Sharane Campbell (2012, 2013, 2014, 2015)

3-POINT FIELD GOALS

- 31, Aaryn Ellenberg, (2011, 2012, 2013, 2014)
- 23, Whitney Hand (2009, 2011, 2012)
- 18, Nyeshia Stevenson (2007, 2008, 2009, 2010)
- 17, Stacey Dales (2000, 2001, 2002)
- 15, Leah Rush (2004, 2005, 2006, 2007)
- 13, Peyton Little (2015, 2016, 2017)
13, Gabbi Ortiz (2015, 2016, 2017, 2018)
- 11, LaNeisha Caufield (2000, 2001, 2002)
11, Erin Higgins (2004, 2005, 2006, 2007)
- 10, Caton Hill (2000, 2001, 2002, 2004)
10, Carlee Roethlisberger (2008, 2009, 2010, 2011)



» OKLAHOMA CAREER CATEGORY LEADERS (CONTINUED)

3-POINT FIELD GOAL ATTEMPTS

- 82, Aaryn Ellenberg (2011, 2012, 2013, 2014)
- 66, Whitney Hand (2009, 2011, 2012)
- 60, Nyeshia Stevenson (2007, 2008, 2009, 2010)
- 50, Stacey Dales (2000, 2001, 2002)
- 41, Erin Higgins (2004, 2005, 2006, 2007)
- 36, Carlee Roethlisberger (2008, 2009, 2010, 2011)
- 35, LaNeisha Caufield (2000, 2001, 2002)
- 33, Peyton Little (2015, 2016, 2017)
- 32, Caton Hill (2000, 2001, 2002, 2004)
- 30, Gabbi Ortiz (2015, 2016, 2017, 2018)
- 30, Maddie Manning (2015, 2016, 2017, 2018)

3-POINT FIELD GOAL PERCENTAGE (MIN. 10 ATTEMPTS)

- .636 (7-11), Derica Wyatt (2014, 2015, 2016, 2017)
- .536 (15-28), Leah Rush (2004, 2005, 2006, 2007)
- .500 (7-14), Britney Brown (2003, 2004, 2005, 2006)
- .444 (7-16), Joanna McFarland (2010, 2011, 2012, 2013)
- .433 (13-30), Gabbi Ortiz (2015, 2016, 2017, 2018)
- .393 (13-33), Peyton Little (2015, 2016, 2017)
- .391 (9-23), Gabbi Ortiz (2015, 2016, 2017)
- .378 (31-82), Aaryn Ellenberg (2011, 2012, 2013, 2014)
- .360 (5-14), Dionnah Jackson (2002, 2003, 2004, 2005)
- .348 (23-66), Whitney Hand (2009, 2011, 2012)

FREE THROWS

- 65, LaNeisha Caufield (2000, 2001, 2002)
- 56, Danielle Robinson (2008, 2009, 2010, 2011)
- 52, Courtney Paris (2006, 2007, 2008, 2009)
- 33, Whitney Hand (2009, 2011, 2012)
- 33, Sharane Campbell-Olds (2012, 2013, 2014, 2015)
- 30, Joanna McFarland (2010, 2011, 2012, 2013)
- 30, Stacey Dales (2000, 2001, 2002)
- 28, Nyeshia Stevenson (2007, 2008, 2009, 2010)
- 23, Ashley Paris (2006, 2007, 2008, 2009)
- 23, Dionnah Jackson (2002, 2003, 2004, 2005)
- 23, Caton Hill (2000, 2001, 2002, 2004)

FREE THROW ATTEMPTS

- 79, Courtney Paris (2006, 2007, 2008, 2009)
- 78, LaNeisha Caufield (2000, 2001, 2002)
- 60, Danielle Robinson (2008, 2009, 2010, 2011)
- 48, Stacey Dales (2000, 2001, 2002)
- 39, Sharane Campbell-Olds (2012, 2013, 2014, 2015)
- 38, Nyeshia Stevenson (2007, 2008, 2009, 2010)
- 36, Whitney Hand (2009, 2011, 2012)
- 34, Joanna McFarland (2010, 2011, 2012, 2013)
- 33, Dionnah Jackson (2002, 2003, 2004, 2005)
- 30, Vionise Pierre-Louis (2015, 2016, 2017, 2018)
- 30, Ashley Paris (2006, 2007, 2008, 2009)

FREE THROW PERCENTAGE (MIN. 10 ATTEMPTS)

- 1.000 (13-13) Britney Brown (2004, 2005, 2006, 2007)
- .933 (56-60), Danielle Robinson (2008, 2009, 2010, 2011)
- .923 (12-13), Peyton Little (2015, 2016, 2017)
- .917 (11-12), Ana Llanusa (2018)**
- .916 (33-36), Whitney Hand (2009, 2011, 2012)
- .909 (10-11), Gabbi Ortiz (2015, 2016, 2017)
- .909 (10-11), Gioya Carter (2014, 2015, 2016, 2017)
- .882 (30-34), Joanna McFarland (2010, 2011, 2012, 2013)
- .857 (18-21), Chelsi Welch (2003, 2005, 2006, 2007)
- .846 (33-39) Sharane Campbell (2012, 2013, 2014, 2015)

REBOUNDS

- 175, Courtney Paris (2006, 2007, 2008, 2009)
- 109, Ashley Paris (2006, 2007, 2008, 2009)
- 102, Joanna McFarland (2010, 2011, 2012, 2013)
- 95, Caton Hill (2000, 2001, 2002, 2004)
- 81, Amanda Thompson (2007, 2008, 2009, 2010)
- 64, Danielle Robinson (2008, 2009, 2010, 2011)
- 58, Whitney Hand (2009, 2011, 2012)
- 58, Dionnah Jackson (2002, 2003, 2004, 2005)
- 52, Stacey Dales (2000, 2001, 2002)
- 50, Vionise Pierre-Louis (2015, 2016, 2017, 2018)

ASSISTS

- 85, Danielle Robinson (2008, 2009, 2010, 2011)
- 62, Stacey Dales (2000, 2001, 2002)
- 36, Whitney Hand (2009, 2011, 2012)
- 35, Britney Brown (2004, 2005, 2006, 2007)
- 34, LaNeisha Caufield (2000, 2001, 2002)
- 31, Amanda Thompson (2007, 2008, 2009, 2010)
- 30, Morgan Hook (2011, 2012, 2013, 2014)
- 25, Caton Hill (2000, 2001, 2002, 2004)
- 23, Ashley Paris (2006, 2007, 2008, 2009)

BLOCKED SHOTS

- 43, Courtney Paris (2006, 2007, 2008, 2009)
- 25, Vionise Pierre-Louis (2015, 2016, 2017, 2018)
- 13, Nicole Griffin (2011, 2012, 2013, 2014)
- 10, Amanda Thompson (2007, 2008, 2009, 2010)
- 7, Kaylon Williams (2012, 2014, 2015, 2016)
- 7, Abi Olajuwon (2007, 2008, 2009, 2010)
- 7, Ashley Paris (2006, 2007, 2008, 2009)

STEALS

- 29, Danielle Robinson (2008, 2009, 2010, 2011)
- 24, LaNeisha Caufield (2000, 2001, 2002)
- 17, Whitney Hand (2009, 2011, 2012)
- 17, Caton Hill (2000, 2001, 2002, 2004)
- 16, Stacey Dales (2000, 2001, 2002)
- 15, Nyeshia Stevenson (2007, 2008, 2009, 2010)
- 13, Amanda Thompson (2007, 2008, 2009, 2010)
- 13, Courtney Paris (2006, 2007, 2008, 2009, 2010)

» 1. COURTNEY PARIS (2,729)

Leads OU in scoring with 2,729 points ... One of the most dominant post players in NCAA history ... Ended career with 20 NCAA, 57 Big 12 Conference and 69 Oklahoma records ... Set an NCAA mark with 112 consecutive games with a double-double ... Became the first player ever, regardless of gender, to record 2,500 career points and 2,000 career rebounds ... 2007 AP National Player of the Year ... First four-time AP and USBWA All-America selection ... Four-time finalist for the Naismith National Player of the Year ... Three-time Big 12 Player of the Year (2007, 2008, 2009), 2007 & 2008 Big 12 Defensive Player of the Year and 2006 Big 12 Freshman of the Year ... Set OU single-season records with averages of 23.5 points, 15.9 rebounds and 3.4 blocks per game in 2007 ... Became the first-ever player to win WBCA National Player of the Month three times during the 2006-07 season ... 2006 and 2007 Big 12 Tournament MVPs ... As a freshman, became the first NCAA player to register 700 points, 500 rebounds, and 100 blocks in one season ... Set NCAA and OU record with 539 rebounds during the 2005-06 season ... Also established NCAA freshman blocks record with 119 ... One of three players to record a triple-double in program history ... Drafted as the No. 7 overall selection in the 2009 WNBA Draft ... Currently plays with the WNBA's Dallas Wings.



► Courtney Paris is OU's all-time leading scorer by 401 points. She scored 2,729 points during her four-year career.

» 3. PHYLESHA WHALEY (2,187)

Third all-time leading scorer in OU history with 2,187 ... Averaged 20.8 points per game her senior year ... First on career records in minutes played per game (34.9) ... Appears in the top three in the following categories: scoring average (2nd/18.9); free throws made (2nd/552); free throws attempted (3rd/710) and minutes averaged (1st/34.9) ... First player in school history to reach the 2,000-point mark in the Big 12 era ... Awarded first team all-conference honors in last three seasons ... Was named 2000 Big 12 Player of the Year and led Sooners to the Sweet 16 ... Honorable mention All-American by Associated Press and Kodak.



» 2. AARYN ELLENBERG (2,328)

SEASON	G	FG-FGA	PCT	3G-A	PCT	FT-FTA	PCT	REBS	AVG	PTS	AVG
2005-06	36	331-539	.614	0-1	.000	126-262	.481	539	15.0	788	21.9
2006-07	33	318-558	.570	0-4	.000	139-242	.574	526	15.9	775	23.5
2007-08	31	239-426	.561	0-3	.000	100-175	.571	446	15.0	578	18.6
2008-09	37	236-418	.565	0-0	.000	116-201	.577	503	13.6	588	15.9
TOTALS	137	1124-1941	.579	0-8	.000	481-880	.547	2034	14.8	2729	19.9

» 2. AARYN ELLENBERG (2,328)

Finished career as OU's top 3-point shooter in program history ... Only player in school history to make 100 or more treys in a single season (115, 2013) ... Owns the Oklahoma career record for 3-point field goals (284) ... Finished career second all-time in Big 12 and 11th in NCAA history with 376 3-pointers ... Two-time AP All-American honorable mention ... Three-time All-Big 12 First Team selection ... Currently in the top five in the following categories: 3-pointers attempted (1st/975); field goals attempted (1st/2,025); field goals made (3rd/825); 3-point field goal percentage (4th/.386); scoring average (5th/18.7).



SEASON	G	FG-FGA	PCT	3G-A	PCT	FT-FTA	PCT	REBS	AVG	PTS	AVG
1996-97	27	133-299	.445	1-7	.143	119-175	.680	193	7.1	386	14.3
1997-98	27	182-383	.475	14-40	.350	168-213	.689	220	8.1	546	20.2
1998-99	29	197-420	.469	27-75	.360	148-178	.831	217	7.5	569	19.6
1999-00	33	265-492	.529	39-80	.488	117-144	.813	261	7.9	686	20.8
TOTALS	116	777-1594	.487	81-202	.401	552-710	.777	892	7.7	2187	18.9

» 4. MOLLY MCGUIRE (2,147)

Fourth in points scored with a total of 2,147 ... Became first OU basketball player (men's or women's) to score more than 2,000 points and pull down 1,000 rebounds in a career ... Second in school history with 1,071 career rebounds ... Chosen as Big Eight Player of the Year and second-team All-America by Women's Basketball News Service in 1983 ... Third team All-America and was one of 30 finalists for the Wade Trophy in 1983 ... Second in OU history with 859 career field goals made and third overall with a 18.7 scoring average.



SEASON	G	FG-FGA	PCT	3G-A	PCT	FT-FTA	PCT	REBS	AVG	PTS	AVG
2010-11	35	204-519	.393	94-237	.397	64-79	.810	115	3.3	566	16.2
2011-12	34	193-486	.368	75-204	.368	67-84	.798	118	3.5	528	15.5
2012-13	35	230-542	.424	115-278	.414	79-105	.752	117	3.3	654	18.7
2013-14	30	194-478	.414	92-256	.359	92-115	.800	122	4.1	580	19.3
TOTALS	134	825-2055	.407	367-975	.386	302-383	.789	472	3.5	2328	17.4

SEASON	G	FG-FGA	PCT	3G-A	PCT	FT-FTA	PCT	REBS	AVG	PTS	AVG
1983-84	32	107-228	.469	—	—	42-65	.646	137	4.3	256	8.0
1984-85	37	238-455	.523	—	—	106-134	.791	307	8.3	582	15.7
1985-86	35	288-543	.530	—	—	159-207	.768	287	8.2	735	21.0
1986-87	33	214-418	.512	9-19	.474	80-114	.702	223	6.8	524	15.9
TOTALS	115	859-1433	.599	—	—	429-588	.730	1071	9.3	2147	18.7



» 5. DANIELLE ROBINSON (2,138)

Top scoring point guard in program history ... Finished career as one of three players in history to cross the 2,000-point, 700-assists and 300-steal benchmarks in a career ... Ranks third in field goals attempted (1,676) and fourth in field goals made (876) ... Set program record with 140 career starts and 4,579 minutes played ... Second in OU history with 726 assists ... Two-time Associated Press All-America selection ... Led the Sooners to back-to-back Final Four appearances in 2009 and 2010 ... Appeared in 15 NCAA Women's Final Four All-Tournament games during her career ... 2010 NCAA Women's Final Four All-Tournament team ... Three-time Nancy Lieberman Award Finalist (2009, 2010, 2011) ... Selected as the No. 6 overall pick by San Antonio Stars.



SEASON	G	FG-FGA	PCT	3G-A	PCT	FT-FTA	PCT	REBS	AVG	PTS	AVG
2007-08	31	155-323	.480	0-2	.000	68-99	.687	90	2.9	378	12.2
2008-09	37	180-324	.556	0-1	.000	119-132	.902	106	2.9	479	12.9
2009-10	38	240-516	.465	2-15	.133	157-179	.877	127	3.3	639	16.8
2010-11	35	253-513	.493	5-18	.278	169-190	.891	129	3.7	642	18.3
TOTALS	141	810-1676	.483	7-36	.194	511-600	.852	452	3.2	2,138	15.2

» 6. LANEISHA CAUFIELD (2,125)

Sixth all-time on OU's scoring chart with 2,125 points ... Claimed the career record in steals with a total of 402 ... OU's all-time leader in free throws made (693) and second in free throw attempts (826) ... Also second in program history with 4,287 minutes played ... Defensive Player of the Year by Women's Basketball News Service after both her junior and senior campaigns ... 2002 Women's Basketball News Service All-American ... Named a Women's Basketball Journal All-American in 2001 ... Named second team all-conference in her last three seasons (2000, 2001, 2002) ... 1999 Big 12 Freshman of the Year.



SEASON	G	FG-FGA	PCT	3G-A	PCT	FT-FTA	PCT	REBS	AVG	PTS	AVG
1998-99	29	131-272	.482	12-36	.333	183-227	.806	152	5.3	457	15.8
1999-00	33	160-319	.502	13-43	.302	173-205	.844	162	4.9	506	15.3
2000-01	34	185-395	.468	20-73	.274	146-174	.839	145	4.3	536	15.8
2001-02	36	203-441	.460	29-79	.357	191-220	.868	179	5.0	626	17.4
TOTALS	132	679-1427	.476	74-321	.320	693-826	.839	639	4.8	2,125	16.1



► Stacey Dales is one of two Sooners to win multiple Big 12 Player of the Year Awards.

» 7. STACEY DALES (1,920)

Two-time Big 12 Player of the Year (2001, 2002) ... Collected first All-Big 12 honors after junior and senior seasons ... Named to the All-Tournament team at the 2002 Big 12 Championship and awarded MVP honors ... Ranks first all-time with 764 assists at OU ... Played 4,199 minutes as a Sooner, the third-most by an Oklahoma player ... Also ranks fourth in OU history with 1,621 field goals attempted ... Two-time AP All-America selection ... 2002 Naismith Player of the Year finalist ... Named to 2002 Final Four All-Tournament team ... Two-time CoSIDA Academic All-America selection ... No. 3 overall pick in the 2002 WNBA Draft by the Washington Mystics ... Highest WNBA Draft pick in program history ... Member of the 2000 Canadian Olympic team ... Currently works as a reporter for the NFL Network ... Became the first female student-athlete at OU to have her jersey honored on Nov. 21, 2014.



SEASON	G	FG-FGA	PCT	3G-A	PCT	FT-FTA	PCT	REBS	AVG	PTS	AVG
1997-98	1	0-0	.000	0-0	.000	0-0	.000	0	0	0	0
1998-99	29	129-331	.390	24-77	.312	64-97	.660	201	6.9	346	11.9
1999-00	33	153-371	.412	43-122	.352	71-115	.617	168	5.1	420	12.7
2000-01	34	209-439	.476	28-86	.321	97-147	.660	172	5.1	543	16.0
2001-02	36	228-479	.476	41-106	.387	14-145	.096	180	5.0	617	17.1
TOTALS	133	719-1620	.444	136-391	.348	346-504	.687	721	5.5	1,920	14.5

» T-8. CATON HILL (1,653)

Tied for eighth best in career points with 1,653 ... Set a school record with 140 career games played ... Second place in career defensive rebounds (745) ... Fourth all-time in school history and ninth in Big 12 history with 1,052 career rebounds ... Ended career ranked in the top 10 of these career categories: double-doubles (3rd/33); free throw percentage (5th/.799); offensive rebounds (6th/307) ... field goals made (9th/611); steals (7th/217); field goals attempted (9th/1,292); rebounding average (10th/7.5); 3-point field goals made (10th/129) ... One of four OU players to record 1,000 points and 1,000 rebounds for their collegiate career ... 2004 CoSIDA Academic All-America third team honoree ... Helped OU to three straight Big 12 regular season titles in 2000, 2001 and 2002.



SEASON	G	FG-FGA	PCT	3G-A	PCT	FT-FTA	PCT	REBS	AVG	PTS	AVG
1999-00	33	118-251	.470	16-49	.327	58-83	.699	244	7.4	310	9.4
2000-01	34	172-352	.489	27-59	.458	70-86	.814	315	9.3	441	13.0
2001-02	36	164-355	.462	45-113	.398	82-101	.812	250	6.9	455	12.6
2002-03	4	10-33	.303	0-4	.000	21-24	.875	38	9.8	41	10.3
2003-04	33	147-321	.458	41-101	.406	71-84	.835	205	6.2	406	12.3
TOTALS	140	611-1312	.466	129-326	.399	302-378	.799	1,052	7.5	1,653	11.8

1,000-POINT SCORERS

» T-8. JACQUETTA HURLEY (1,653)

Posted 1,653 points while at OU, good for eighth place in career points ...

Also known as a defensive specialist ... Ranks third all-time in steals with 280 ... One of the top shot blockers in the Big Eight, finishing with 84 during her career ... Posted a 20-game double figure scoring streak as a junior ... Posted a career-best 17.2 points per game during the 1984-85 season ... Named to the All-Big Eight first team as a junior and as a senior ... Sixth in school history with 670 field goals made.



SEASON	G	FG-FGA	PCT	3G-A	PCT	FT-FTA	PCT	REBS	AVG	PTS	AVG
1982-83	30	72-178	.404	3-15	.200	64-92	.696	167	5.6	211	7.0
1983-84	30	119-280	.425	13-49	.265	64-101	.634	163	5.4	315	10.5
1984-85	32	187-451	.415	51-149	.342	70-109	.642	266	8.3	495	15.5
1985-86	34	234-514	.455	18-82	.220	139-202	.688	314	9.2	625	18.4
TOTALS	121	670-1256	.533	—	—	313-463	.676	795	6.6	1653	13.7

» 10. LYNN MCCURDY (1,553)

Averaged a career-best 16.6 points a game her senior season, pushing her to 1,553 points during her career ... Ranks 10th all-time in the Sooner record books in scoring ... Ranks eighth in steals (205) and ninth in double-figure scoring games (78) ... Was named honorable mention All-Big Eight as a junior ... Was also a second team all-conference selection as a senior ... Named to the NWIT all-tournament team in 1984.



SEASON	G	FG-FGA	PCT	3G-A	PCT	FT-FTA	PCT	REBS	AVG	PTS	AVG
1980-81	31	108-245	.441	—	—	95-128	.742	187	6.0	311	10.0
1981-82	31	136-316	.430	—	—	71-91	.780	192	6.2	343	11.1
1982-83	27	145-332	.438	—	—	79-111	.711	196	7.3	369	13.7
1983-84	32	219-430	.509	—	—	92-111	.829	212	6.6	530	16.6
TOTALS	121	608-1323	.460	—	—	337-441	.764	787	6.5	1553	12.8

» 11. ANGI GUFFY (1,511)

Ranks 11th in total points scored at Oklahoma with 1,511 ... Talented both on and off the court ... Also named to academic all-conference team three years in a row ... Named second team all-conference by Big Eight ... Award honorable mention after her senior season ... Third all-time in field goal percentage (.552) ... Also appears in the following career lists: free throws made (7th/354), defensive rebounds (9th/485); offensive rebounds (10th/227).



SEASON	G	FG-FGA	PCT	3G-A	PCT	FT-FTA	PCT	REBS	AVG	PTS	AVG
1975-76	25	97-213	.455	—	—	42-52	.807	103	4.1	236	9.4
1976-77	28	164-368	.446	—	—	97-123	.789	189	6.8	425	15.2
1977-78	25	140-281	.498	—	—	65-86	.756	139	5.6	345	13.8
1978-79	31	207-441	.469	—	—	67-82	.817	175	5.6	501	16.1
TOTALS	115	575-1042	.552	9-38	.237	354-468	.756	712	6.2	1511	13.1

» 12. DIONNAH JACKSON (1,491)

Known for her quickness, assists and defensive ability ... Voted the best team rebounder in 2004 ... Was recognized as a Wade Trophy National Player of the Year candidate as a senior ... Sits in the top 10 of the following career categories: assists (3rd/606); defensive rebounds (4th/626); steals (4th/265); minutes played (5th/4,051); minutes averaged (9th/30.9); double-figure scoring games (9th/81); free throws attempted (9th/468); free throws made (10th/334) ... Second team all-conference as a sophomore and junior ... MVP at 2004 Big 12 Championship ... 2004-05 Preseason Wooden All-America.



SEASON	G	FG-FGA	PCT	3G-A	PCT	FT-FTA	PCT	REBS	AVG	PTS	AVG
2001-02	36	101-195	.518	6-13	.462	53-90	.589	168	4.7	261	7.3
2002-03	32	139-327	.425	22-57	.386	79-114	.693	207	6.5	379	11.8
2003-04	33	148-339	.376	20-74	.270	97-123	.789	199	6.0	413	12.5
2004-05	30	158-349	.453	17-52	.327	105-141	.745	255	8.5	438	14.6
TOTALS	131	546-1210	.451	65-191	.332	334-568	.714	829	6.3	1491	11.4

» 13. ETTA MAYTUBBY (1,451)

Known for her scoring and excellent athletic ability ... 13th on the OU scoring list with 1,451 points ... Sharp-shooter from 3-point line, ranking fourth all-time in 3-point field goals made (174) and 3-point field goals attempted (537) ... Ranks ninth in steals (205), ninth in assists (302) and tenth in defensive rebounds (453) ... Honored by the Big Eight Conference and named second team All-Big Eight after her sophomore season ... Was honorable mention all-conference after junior year.



SEASON	G	FG-FGA	PCT	3G-A	PCT	FT-FTA	PCT	REBS	AVG	PTS	AVG
1992-93	27	117-255	.459	19-58	.328	56-96	.583	138	5.1	309	11.4
1993-94	28	163-330	.494	54-142	.380	33-54	.611	182	6.5	413	14.8
1994-95	30	134-322	.416	52-161	.323	58-80	.725	145	4.8	378	12.6
1995-96	27	134-354	.379	49-176	.278	34-56	.607	183	6.8	351	13.0
TOTALS	112	548-1261	.435	174-537	.324	181-286	.633	648	5.8	1451	13.0



» One of the most versatile players in program history, **Dionnah Jackson** is one of three OU guards with at least 1,000 points and 600 assists during her career.

1,000-POINT SCORERS



» 14. LEAH RUSH (1,427)

Ranks 14th on OU's all-time scoring chart after four-year career as a regular starter ... Was moved from center to forward as a junior to take advantage of her versatile, slashing style of play ... Named second team All-Big 12 during her sophomore and junior seasons ... Led the team in scoring with 15.5 points as a sophomore ... Awarded academic all-conference honors in 2005, 2006 and 2007 ... Academic All-Region in 2006 ... Ranked in seven other career categories: free throw percentage (6th/.795), offensive rebounds (9th/233) and minutes played (3,464).



SEASON	G	FG-FGA	PCT	3G-A	PCT	FT-FTA	PCT	REBS	AVG	PTS	AVG
2003-04	33	99-218	.454	6-24	.250	74-90	.822	144	4.4	278	8.4
2004-05	30	179-383	.465	15-45	.333	94-111	.847	190	6.3	465	15.5
2005-06	36	129-299	.431	31-91	.341	73-100	.730	189	5.3	362	10.1
2006-07	33	120-237	.506	33-76	.434	49-64	.766	131	4.0	322	9.8
TOTALS	132	526-1137	.463	85-236	.360	290-365	.795	654	5.0	1427	10.8

» 15. SHARANE CAMPBELL-OLDS (1,391)

Versatile guard with superb defensive ability ... Averaged a career-best 12.6 points per game as a junior ... Finished 15th on the Sooners' all-time scoring list with 1,391 career points ... 2012 Big 12 Freshman of the Year ... Also earned Big 12 Freshman of the Week honors six times ... Academic All-Big 12 first team selection as a sophomore and senior ... Ranks fifth in free throws made (442), sixth in free throws attempted (574) and seventh in games played (135).



SEASON	G	FG-FGA	PCT	3G-A	PCT	FT-FTA	PCT	REBS	AVG	PTS	AVG
2011-12	34	86-183	.470	11-33	.333	124-166	.747	108	3.2	307	9.0
2012-13	25	111-267	.416	26-90	.288	103-140	.736	149	4.3	351	10.0
2013-14	33	132-275	.480	14-58	.241	139-159	.874	178	5.4	417	12.6
2014-15	33	106-229	.463	28-75	.373	76-109	.697	187	5.7	316	9.9
TOTALS	135	435-954	.456	79-256	.309	442-574	.770	622	4.6	1391	10.3

» 16. TAMI ROGERS (1,353)

Averaged a career-best 19.7 points per game as a senior, helping her build her four-year total to 1,353 points ... Ranks 16th all-time in the Sooner career record books for scoring ... Considered an outstanding shooter, tough rebounder and an intelligent player during her career ... Fourth in school history with a .811 free throw percentage ... Named All-Big Eight First Team selection following senior season ... Two-time CoSIDA Academic All-American (1989, 1990).



SEASON	G	FG-FGA	PCT	3G-A	PCT	FT-FTA	PCT	REBS	AVG	PTS	AVG
1985-86	30	52-126	.413	—	—	18-26	.692	71	2.4	122	4.1
1986-87	28	133-306	.435	—	—	49-61	.803	154	5.5	315	11.3
1987-88	27	128-303	.422	8-19	.421	81-98	.827	158	5.9	345	12.8
1988-89	29	213-538	.396	10-37	.270	135-164	.823	237	8.2	571	19.7
TOTALS	114	526-1273	.413	18-56	.321	283-349	.811	620	5.4	1353	11.9

» 17. MORGAN HOOK (1,323)

Ranks 17th on the all-time scoring list ... Scored a career-best 11.2 points per game as a senior ... Ranks fifth with 507 career assists ... Also appears in the record book for career-high 3-pointers (3rd/189), 3-point attempts (4th/524) and 3-point field goal percentage (10th/.361) ... Named second team All-Big 12 and first team Academic All-Big 12 following senior season ... All-Big 12 honorable mention as a junior.



SEASON	G	FG-FGA	PCT	3G-A	PCT	FT-FTA	PCT	REBS	AVG	PTS	AVG
2010-11	35	83-212	.392	54-143	.378	12-20	.600	41	1.2	232	6.6
2011-12	34	128-296	.360	50-136	.368	66-89	.742	104	3.1	372	10.9
2012-13	35	115-306	.376	42-127	.331	76-95	.800	116	3.3	348	9.9
2013-14	33	114-261	.437	43-118	.364	100-129	.775	116	3.5	371	11.2
TOTALS	137	440-1075	.409	189-524	.361	254-333	.763	377	2.8	1323	9.7

» 18. ANGIE ALEXANDER (1,302)

Averaged a double-digit scoring in her sophomore through senior seasons, helping her combine for 1,302 points ... Places her 18th all-time ... Appears near the top of the Sooner record books in assists (7th/367) and steals (10th/203) ... Named to the 1990 Big 12 All-Tournament Team.



SEASON	G	FG-FGA	PCT	3G-A	PCT	FT-FTA	PCT	REBS	AVG	PTS	AVG
1988-89	27	72-171	.421	0-0	.000	22-28	.786	72	2.7	166	6.1
1989-90	29	160-353	.453	8-13	.615	50-72	.694	148	5.1	378	13.0
1990-91	28	172-382	.450	44-129	.341	49-80	.612	186	6.6	437	15.6
1991-92	29	139-293	.474	18-54	.333	29-48	.604	134	4.6	321	11.1
TOTALS	113	543-1199	.445	70-196	.363	150-228	.658	540	4.8	1302	11.5

» 19. VIONISE PIERRE-LOUIS (1,301)

Averaged a career-best 15.9 points per game as a senior ... Posted the fourth-best field goal percentage in single-season history (.611) ... Earned All-Big 12 First Team honors in 2018 and was an All-Big 12 Second Team pick in 2017 ... Joined Courtney Paris as one of two Sooners to record at least 1,300 points, 800 rebounds and 200 blocks for a career ... Ranks third all-time at OU with 221 career blocks ... Also ranks in the top 10 in program history in the following categories: field goal percentage (3rd/.562), free throw attempts (8th/488), free throws (9th/337), total rebounds (9th/801) ... 2016 Big 12 Sixth Man of the Year.



SEASON	G	FG-FGA	PCT	3G-A	PCT	FT-FTA	PCT	REBS	AVG	PTS	AVG
2014-15	31	46-93	.495	0-0	.000	31-61	.508	106	3.4	123	4.0
2015-16	33	112-194	.577	0-0	.000	84-117	.718	172	5.2	308	9.3
2016-17	33	151-288	.524	0-0	.000	91-126	.722	261	7.9	393	11.9
2017-18	30	173-283	.611	0-0	.000	131-184	.712	262	8.7	477	15.9
TOTALS	127	482-858	.562	0-0	.000	337-488	.691	801	6.3	1301	10.2

1,000-POINT SCORERS

» 20. ASHLEY PARIS (1,273)

One of four players in school history to finish with 1,000 career points and rebounds at Oklahoma ... Ranks 20th all-time in scoring on the Sooners' list ... Finished career third in the record books with 1,064 rebounds ... Second in school history with 350 offensive rebounds and is third all-time with 714 defensive rebounds ... Ranks in the top 10 in the following categories: double-doubles (t-4th; 28); games played (t-4th/137); blocks (5th/114); field goal percentage (7th/.508) and rebounding average (8th/7.8).



SEASON	G	FG-FGA	PCT	3G-A	PCT	FT-FTA	PCT	REBS	AVG	PTS	AVG
2005-06	36	94-199	.472	0-2	.000	24-49	.490	241	6.7	212	5.9
2006-07	33	104-218	.477	0-0	.000	37-58	.638	223	6.8	245	7.4
2007-08	31	155-288	.538	1-7	.143	39-66	.591	245	7.9	350	11.3
2008-09	37	196-376	.521	1-5	.200	73-117	.624	355	9.6	466	12.6
TOTALS	137	549-1081	.508	2-14	.143	173-290	.597	1064	7.8	1273	9.3

» 21. MADDIE MANNING (1,229)

Missed nearly two full seasons with a pair of ACL injuries ... Versatile athlete that could play four positions ... Finished career with 1,229 points ... Two-time All-Big 12 honorable mention selection ... Tied for ninth with a .777 career free throw percentage ... Tied for 11th all-time in school history with 139 career 3-pointers ... One of three players to record at least 10 steals in a single game (10, vs. Portland State, 2016-17).



SEASON	G	FG-FGA	PCT	3G-A	PCT	FT-FTA	PCT	REBS	AVG	PTS	AVG
2012-13	6	15-24	.625	1-1	1.000	6-8	.750	20	3.3	37	6.2
2014-15	31	41-94	.436	12-29	.414	51-66	.773	68	2.2	145	4.7
2015-16	32	87-242	.360	24-79	.304	79-101	.782	165	5.2	277	8.7
2016-17	30	129-304	.424	48-121	.397	72-90	.800	161	5.4	378	12.6
2017-18	31	128-341	.375	54-159	.340	82-108	.759	158	5.1	392	12.6
TOTALS	130	400-1005	.398	139-389	.357	290-373	.777	572	4.4	1229	9.5

» 22. JO MOSLEY (1,221)

Had all the physical tools to be a force on the glass and score in bunches ... Accumulated 1,221 points, giving her the 22nd-best point total in Sooner history ... Averaged a career-best 16.9 points per game during her senior year ... Awarded second-team all-conference honors after junior season and first all-conference at the conclusion of her senior year ... 1988 Kodak District 5 honoree.



SEASON	G	FG-FGA	PCT	3G-A	PCT	FT-FTA	PCT	REBS	AVG	PTS	AVG
1985-86	24	29-69	.420	—	—	16-31	.516	44	1.8	74	3.1
1986-87	28	153-319	.480	—	—	65-127	.512	202	7.2	351	12.5
1987-88	31	149-314	.475	0-0	.000	59-88	.670	194	8.1	357	14.9
1988-89	27	191-391	.388	0-0	.000	57-82	.695	239	9.2	284	10.5
TOTALS	102	522-1093	.478	0-0	.000	177-285	.621	679	6.71	1221	12.0

» 23. WHITNEY HAND (1,211)

Terrific shooter and team leader ... Despite two season-ending injuries, finished career with 1,211 points ... 2009 Big 12 Freshman of the Year after starting all 33 games ... Three-time Academic All-Big 12 First Team selection (2011, 2012, 2013) ... Averaged career-best 13.3 points per game during junior season, earning first team all-conference honors ... 2013 AllState Good Works Team.



SEASON	G	FG-FGA	PCT	3G-A	PCT	FT-FTA	PCT	REBS	AVG	PTS	AVG
2008-09	33	106-268	.396	62-166	.373	29-35	.829	97	2.9	303	9.2
2009-10	5	23-54	.426	10-26	.385	11-14	.786	22	4.4	67	13.4
2010-11	23	100-257	.389	38-128	.297	51-62	.823	130	5.7	289	12.6
2011-12	34	152-384	.398	39-123	.317	109-130	.838	241	7.7	452	13.3
2012-13	9	33-62	.532	15-29	.517	19-23	.826	65	7.2	100	11.1
TOTALS	104	414-1023	.405	164-472	.347	219-264	.830	555	5.3	1211	11.6

» 24. LATRENDIA PHILLIPS (1,205)

Scored 1,205 points while wearing a Sooner uniform, making the Lawton, Okla., native 24th in the career record books ... Named to the Big Eight first team all-conference after both her junior and senior seasons ... Ranks sixth all-time with 232 steals ... Key player in OU's 1986 Big Eight regular season title run.



SEASON	G	FG-FGA	PCT	3G-A	PCT	FT-FTA	PCT	REBS	AVG	PTS	AVG
1983-84	25	26-65	.400	—	—	17-22	.773	44	1.8	69	2.8
1984-85	30	167-344	.485	—	—	47-76	.618	141	4.7	381	12.7
1985-86	30	171-385	.444	—	—	52-77	.675	184	6.1	394	13.1
1986-87	28	162-376	.431	—	—	37-67	.552	168	6.0	361	12.9
TOTALS	113	526-1170	.450	—	—	153-242	.632	537	4.8	1205	10.7

» 25. AMANDA THOMPSON (1,202)

Key part in OU's run to back-to-back Final Four appearances in 2009 and 2010 ... Versatile forward that finished with 1,202 career points ... Voted to the All-Big 12 first team as a senior ... Averaged a double-double during senior season, recording 13.1 points and 10.5 rebounds per game ... First Sooner to finish career with more than 250 assists, 100 blocks and 100 steals ... Appeared in 138 games as Sooner, the fourth-most in program history ... Ranks fourth with 122 blocks ... Three-time team captain.



SEASON	G	FG-FGA	PCT	3G-A	PCT	FT-FTA	PCT	REBS	AVG	PTS	AVG
2006-07	33	78-200	.390	0-0	.000	31-55	.564	173	5.2	187	5.7
2007-08	31	121-300	.403	3-7	.429	30-36	.833	203	6.5	275	8.9
2008-09	36	104-252	.413	7-30	.233	29-41	.707	164	4.6	244	6.8
2009-10	38	199-484	.411	24-79	.304	74-90	.822	400	10.5	496	13.1
TOTALS	138	502-1236	.406	34-116	.293	164-222	.739	940	6.8	1202	8.7



» 26. LISA ALLISON (1,191)


Ranks 26th all-time in the Sooner record books for career scoring with 1,191 points ... Averaged double-digit scoring in her last three seasons, including a career-best 12.3 points per game her junior year ... Seven in school history with a .508 shooting percentage ... Tied for seventh in OU's record books with 84 career blocks ... Recognized by the Big Eight Conference with honorable mention honors after both her sophomore and junior seasons ... 1986 CoSIDA Academic All-American.



SEASON	G	FG-FGA	PCT	3G-A	PCT	FT-FTA	PCT	REBS	AVG	PTS	AVG
1983-84	30	60-147	.408	—	—	47-62	.758	119	4.0	167	5.5
1984-85	29	120-206	.583	—	—	76-103	.738	169	5.8	316	10.9
1985-86	31	145-284	.511	—	—	92-125	.736	172	5.5	382	12.3
1986-87	28	127-252	.504	—	—	72-92	.783	133	4.8	326	11.6
TOTALS	118	452-889	.508	—	—	287-382	.751	593	5.0	1191	10.1

» 27. PEYTON LITTLE (1,187)

Started 96 off 99 games at Oklahoma after transferring from Texas A&M ... finished her career ranked fourth in career field goal attempts (487) and sixth in 3-point field goals (161) ... Also is seventh all-time in minutes per game (33.2) ... Three-time All-Big 12 selection and 2015 Big 12 Newcomer of the Year ... Became the first OU player to play 50 minutes in a single game in a double-overtime victory over West Virginia in 2017 ... Earned three Big 12 Player of the Week honors during her career ... Joins her uncle, David, as 1,000-point scorers at OU.



SEASON	G	FG-FGA	PCT	3G-A	PCT	FT-FTA	PCT	REBS	AVG	PTS	AVG
2014-15	33	142-346	.410	56-163	.344	77-98	.786	107	3.2	417	12.6
2015-16	33	119-308	.386	51-160	.319	71-96	.740	94	2.8	360	10.9
2016-17	33	145-378	.384	54-164	.329	66-88	.750	105	3.2	410	12.4
TOTALS	99	406-1032	.393	161-487	.331	214-282	.759	306	3.1	1187	12.0

» 28. CHELSI WELCH (1,186)

Finished Sooner career with 1,186 points ... Also ranks as the best free throw shooter in OU history with a career percentage of .885 ... Also appears in record book for career 3-pointers (7th/144) and 3-point attempts (6th/414) ... Averaged 9.1 points and 2.9 rebounds during final collegiate season ... Honorable Mention All-Big 12 ... Shot .452 from 3-point range during senior, which ranks as the third-best mark in school history for a single season.



SEASON	G	FG-FGA	PCT	3G-A	PCT	FT-FTA	PCT	REBS	AVG	PTS	AVG
2002-03	32	125-354	.353	44-146	.301	92-115	.800	117	3.7	386	12.1
2004-05	29	56-166	.337	27-85	.318	33-38	.868	65	2.2	172	5.9
2005-06	36	102-250	.408	31-90	.344	92-99	.929	123	3.4	327	9.1
2006-07	33	97-214	.453	42-93	.452	65-78	.833	75	2.3	301	9.1
TOTALS	130	380-984	.386	144-414	.348	282-330	.855	380	2.9	1186	9.1

» 29. NYESHIA STEVENSON (1,176)

Played vital role on the 2009 and 2010 Final Four teams ... 2009 Big 12 Sixth Man of the Year Award ... Second team all-conference selection as senior ... Set OU record for consecutive games with a 3-pointer during her time as a Sooner ... Selected in the third round of the 2010 WNBA Draft by the Phoenix Mercury.



SEASON	G	FG-FGA	PCT	3G-A	PCT	FT-FTA	PCT	REBS	AVG	PTS	AVG
2006-07	24	35-71	.493	2-11	.182	8-20	.400	31	1.3	80	3.3
2007-08	30	77-179	.430	28-82	.341	20-28	.714	29	1.0	202	6.7
2008-09	37	124-282	.440	51-140	.364	42-69	.509	64	1.7	341	9.2
2009-10	38	202-474	.426	86-259	.332	63-90	.700	142	3.7	553	14.6
TOTALS	129	438-1006	.435	167-492	.339	133-207	.643	266	2.1	1176	9.1

» 30. KAYLON WILLIAMS (1,173)

Finished career with 1,173 career points ... All-Big 12 Second Team selection following junior and senior year ... Led OU in scoring and rebounding during her senior season with 12.4 points and 7.1 rebound per contest ... Fourth in school history with a .541 field goal percentage and 341 offensive rebounds ... Posted 77 career blocks, the 10th-most in school history.




SEASON	G	FG-FGA	PCT	3G-A	PCT	FT-FTA	PCT	REBS	AVG	PTS	AVG
2011-12	30	58-128	.453	0-0	.000	27-40	.675	157	5.2	143	4.8
2013-14	33	91-171	.532	0-0	.000	48-67	.716	140	4.2	230	7.0
2014-15	32	161-270	.596	0-0	.000	68-110	.618	212	6.6	390	12.2
2015-16	33	164-307	.534	0-0	.000	82-121	.678	234	7.1	410	12.4
TOTALS	128	474-876	.541	0-0	.000	225-338	.666	743	5.8	1173	9.2



» Whitney Hand quickly made an impact at OU, earning Big 12 Freshman of the Year honors in 2009. Despite two season-ending injuries, Hand scored 1,211 points during her career.

» 31. GABBI ORTIZ (1,171)

Left her mark as one of the program's top 3-point shooters, while playing primarily point guard at Oklahoma ... 2015 Big 12 Freshman of the Year ... Finished career with solid senior season, scoring 12.4 points per game and knocking down 84 3-pointers ... 2018 All-Big 12 Second Team pick ... Ranks third all-time at OU with 215 career 3-point field goals and 679 career 3-point attempts ... Tied for third all-time at OU with a .839 free throw percentage ... Made 121 career starts and appeared in 130 contests ... Ninth in school history in minutes played.



SEASON	G	FG-FGA	PCT	3G-A	PCT	FT-FTA	PCT	REBS	AVG	PTS	AVG
2014-15	33	94-262	.359	49-147	.333	33-47	.702	121	3.7	270	8.2
2015-16	33	77-230	.335	42-134	.313	28-32	.875	114	3.5	224	6.8
2016-17	33	92-252	.365	40-128	.313	69-82	.841	141	4.3	293	8.9
2017-17	33	124-313	.396	84-218	.385	52-56	.929	155	5.0	384	12.4
TOTALS	130	387-1057	.366	215-627	.343	182-217	.839	531	4.1	1171	9.9

» 32. MANDY WADE (1,148)

32nd all-time in scoring with 1,148 points ... Strong aggressive center, who was an excellent low post scorer ... Averaged 14.1 points as a senior ... Fourth in school history with a .509 field goal percentage ... Recognized as second team all-conference performer as a senior.



SEASON	G	FG-FGA	PCT	3G-A	PCT	FT-FTA	PCT	REBS	AVG	PTS	AVG
1991-92	29	123-260	.473	0-0	.000	46-73	.644	198	6.8	288	9.9
1992-93	10	26-62	.419	0-0	.000	20-31	.645	69	6.9	72	7.2
1993-94	30	152-284	.535	0-1	.000	63-91	.692	209	7.0	365	12.2
1994-95	30	169-318	.531	0-3	.000	85-117	.727	190	6.3	423	14.1
TOTALS	99	470-924	.509	0-4	.000	214-312	.686	666	6.7	1148	11.6

» 33. LANAE JONES (1,096)

Averaged 13.9 points per game as a senior ... Ranks second all-time in school history with 243 blocks ... Named honorable mention all-conference as a senior ... Awarded Academic all-conference honors as a junior.



SEASON	G	FG-FGA	PCT	3G-A	PCT	FT-FTA	PCT	REBS	AVG	PTS	AVG
1992-93	27	78-177	.441	0-2	.000	75-114	.658	175	6.5	230	8.5
1993-94	29	72-168	.429	0-0	.000	40-71	.563	138	4.8	184	6.3
1994-95	31	107-215	.498	0-1	.000	94-147	.639	123	4.0	308	9.9
1995-96	27	137-284	.482	0-0	.000	100-150	.667	186	6.9	374	13.9
TOTALS	114	394-844	.467	0-3	.000	309-482	.641	623	5.5	1096	9.6



► **LaNae Jones** is one of two OU players to record more than 200 blocks as a Sooner. She scored 903 of her 1,096 career points during her final two seasons, averaging 16.9 points per game as a senior.

» 34. JANET FREEMAN-SOUTHARD (1,093)

Scored 1,093 points during four-year career at Oklahoma ... Averaged 11.1 points per game as a senior ... Also shows up in the Sooner record books for career rebounds (9th/800).



SEASON	G	FG-FGA	PCT	3G-A	PCT	FT-FTA	PCT	REBS	AVG	PTS	AVG
1978-79	29	121-339	.357	—	—	31-51	.608	165	5.7	273	9.4
1979-80	33	126-356	.354	—	—	42-72	.583	134	4.1	294	8.9
1980-81	28	66-174	.379	—	—	49-69	.710	282	10.1	181	6.5
1981-82	31	125-311	.402	—	—	95-147	.646	219	7.1	345	11.1
TOTALS	121	438-1180	.371	—	—	217-339	.640	800	6.6	1093	9.0

» 35. NICOLE GRIFFIN (1,088)

Finished four-year career with 1,088 points ... Averaged 11.3 points during junior season ... Ranks third at OU with 141 career blocks ... Set OU freshman record with a .674 field goal percentage.



SEASON	G	FG-FGA	PCT	3G-A	PCT	FT-FTA	PCT	REBS	AVG	PTS	AVG
2010-11	30	64-95	.674	0-0	.000	44-77	.571	111	3.7	172	5.7
2011-12	34	71-131	.542	0-0	.000	53-79	.668	131	3.9	195	5.7
2012-13	35	148-236	.500	0-0	.000	98-147	.667	171	4.9	394	11.3
2013-14	33	116-222	.523	0-0	.000	95-132	.720	191	5.8	327	9.9
TOTALS	132	399-704	.536	0-0	.000	290-425	.682	684	4.6	1088	8.2

OKLAHOMA

WOMEN'S BASKETBALL



THE HISTORY

ELEVATE



YEAR-BY-YEAR RESULTS



AMY DAHL

Years: 1975 (1)
Record: 2-14 (.125)

» 1974-75

Record: 2-14
Home: 1-6 (McCasland Fieldhouse)
Head Coach: Amy Dahl

D5at Bethany Nazarene.....	L	44-43
J21USAO.....	L	56-42
J23Oklahoma State.....	L	70-41
J27at East Central.....	L	62-41
J30St. Gregory's.....	L	82-57
F6East Central.....	L	62-50
F81-at Central Oklahoma.....	L	55-51
F81-vs. Northeastern State.....	W	55-51
F81-vs. SW Oklahoma.....	L	63-47
F12at St. Gregory's.....	L	88-35
F15Bethany Nazarene.....	W	57-37
F19at Oklahoma State.....	L	93-44
F22at USAO.....	L	62-41
F25Central Oklahoma.....	L	47-43
F282-vs. NW Okla. State.....	L	79-42
M12-vs. USAO.....	L	97-60

1-Central State Tournament, Edmond, Okla.
2-OIAAW Tournament, Stillwater, Okla.



CATHIE SCHWEITZER

Years: 1976-78 (3)
Record: 27-46 (.370)

» 1975-76

Record: 3-14
Home: 2-4 (2-2 at Lloyd Noble Center)
Head Coach: Cathie Schweitzer

D2at USAO.....	L	86-60
D5Central Oklahoma.....	L	70-34
D10at Oklahoma State.....	L	76-36
J21at SE Okla. State.....	L	56-45
J24USAO.....	L	78-53
J27at Central Oklahoma.....	L	58-47
J31East Central.....	W	44-38
F4SE Okla. State.....	W	37-35
F6Oklahoma State.....	L	53-47
F121-at Kansas State.....	L	90-27
F131-vs. Kansas.....	L	65-39
F18Tulsa.....	L	58-53
F20at NW Oklahoma State.....	L	91-36
F24at SW Oklahoma.....	L	72-41
F272-vs. Oklahoma State.....	L	68-31
F282-vs. Northeastern State.....	L	63-56
F282-vs. Tulsa.....	W	57-53

1-Big Eight Tournament, Manhattan, Kan.
2-OIAAW Tournament, Edmond, Okla.

» 1976-77

Record: 4-20
Home: 1-7
Head Coach: Cathie Schweitzer

D1at Phillips.....	L	83-60
D3NW Oklahoma State.....	L	67-63
D7at Central Oklahoma.....	L	53-42
D11at Northern Oklahoma.....	L	62-61
D15at Oral Roberts.....	W	59-56
J4Missouri.....	L	66-46
J61-at Wichita State.....	L	70-58

J71-vs. Simpson.....	W	88-69
J81-vs. Colorado State.....	L	59-56
J14Drake.....	L	61-55
J17Oral Roberts.....	L	62-58
J202-vs. Kansas.....	L	72-45
J212-vs. Iowa State.....	L	93-58
J222-vs. Oklahoma State.....	L	73-65
J25at Oklahoma State.....	L	52-44
J29Northern Oklahoma.....	L	66-59
F2SE Okla. State.....	W	68-56
F9Oklahoma State.....	L	70-50
F12at NW Okla. State.....	L	73-66
F16Phillips.....	L	72-34
F26at SE Okla. State.....	L	63-39
M1Central Oklahoma.....	W	60-49
M43-at Oklahoma State.....	L	45-41
M53-vs. SW Oklahoma.....	L	54-42

1-Shocker Classic, Wichita, Kan.
2-Big Eight Tournament, Boulder, Colo.
3-OIAAW Tournament, Stillwater, Okla.

» 1977-78

Record: 20-12
Home: 9-3
Head Coach: Cathie Schweitzer

N21Cameron.....	W	77-52
N30Oklahoma Baptist.....	W	104-45
D6Oklahoma State.....	W	80-74
D91-vs. Tulsa.....	W	95-52
D101-at Phillips.....	L	84-75
D14Arkansas.....	W	80-51
D16East Central.....	W	75-62
D18at Tulsa.....	W	80-68
J3at Oral Roberts.....	L	84-55
J52-vs. Nebraska.....	W	60-59
J62-vs. Missouri.....	L	80-56
J72-vs. Kansas State.....	W	67-61
J113-at New Mexico State.....	W	71-61
J123-at New Mexico State.....	L	77-61
J133-vs. New Mexico.....	W	75-74
J18Phillips.....	L	69-68
J20at East Central.....	L	64-47
J25NW Okla. State.....	W	70-68
J28at Cameron.....	W	73-50
F1at Oklahoma Baptist.....	W	92-49
F4Oral Roberts.....	L	81-62
F6at SE Okla. State.....	W	59-47
F8at Oklahoma State.....	L	74-60
F11Tulsa.....	W	94-45
F14at Central Oklahoma.....	W	65-57
F18at NW Okla. State.....	L	78-60
F22SE Oklahoma.....	W	73-43
F234-vs. Tulsa.....	W	82-55
F244-vs. Central Oklahoma.....	W	59-56
F254-vs. Oral Roberts.....	L	57-53
M85-at Stephen F. Austin.....	L	106-54
M95-at Southern.....	L	77-49

1-Phillips Tournament, Enid, Okla.
2-Big Eight Tournament, Lawrence, Kan.
3-N. Mexico St. Tournament, Las Cruces, N.M.
4-OIAAW Tournament, Tahlequah, Okla.
5-SWIAAW Championship, Nacogdoches, Texas



DOYLE PARRACK

Years: 1979-80 (2)
Record: 30-32 (.483)

» 1978-79

Record: 13-16
Home: 5-5
Head Coach: Doyle Parrack

N11at Tulsa.....	W	57-47
N241-vs. NW Missouri State.....	L	74-44
N251-vs. Wichita State.....	W	61-50
N261-vs. Texas A&M.....	L	52-45
N29Oklahoma State.....	L	77-62
D2New Mexico.....	L	70-67
D5Oral Roberts.....	W	72-64
D7Colorado.....	W	68-66
D12Phillips.....	L	89-71
D16at East Central.....	W	52-47
J6Eastern New Mexico.....	W	71-62
J8at Oral Roberts.....	L	62-49
J13Nebraska.....	L	71-63
N182-at Nebraska.....	L	82-60
J192-vs. Colorado.....	L	78-62
J202-vs. Iowa State.....	L	80-69
J27NW Okla. State.....	L	73-46
F23-at North Texas.....	L	80-62
F33-vs. Texas A&M.....	L	58-49
F7at Oklahoma State.....	L	62-48
F10Tulsa.....	W	69-54
F13North Texas.....	W	45-44
F15at Phillips.....	W	75-65
F18at NW Okla. State.....	W	65-58
F20at Arkansas.....	W	65-53
F234-at SW Oklahoma.....	W	79-35
F244-vs. Oklahoma State.....	W	53-48
F244-vs. Oral Roberts.....	L	69-66
M75-vs. NE Louisiana.....	L	69-59

1-SW Missouri St. Tournament, Springfield, Mo.
2-Big Eight Tournament, Lincoln, Neb.
3-North Texas Tournament, Denton, Texas
4-OIAAW Championship, Weatherford, Okla.
5-SWIAAW Championship, Tulsa, Okla.

» 1979-80

Record: 17-16
Home 6-5, Away 4-5, Neutral 7-6
Head Coach: Doyle Parrack

N17Texas.....	L	66-47
N19Texas-Arlington.....	W	61-59
N221-vs. Wichita State.....	W	62-56
N231-vs. Nebraska-Omaha.....	W	67-40
N241-vs. Southern Illinois.....	W	58-46
N26Nevada-Las Vegas.....	L	71-51
N29North Texas.....	W	91-44
D1at Texas Tech.....	L	65-58
D3at Colorado.....	L	90-77
D7Oklahoma State.....	W	54-41
D10at Wichita State.....	W	75-62
D14at Kansas State.....	L	96-73
D15at Nebraska.....	L	68-44
D22at Tulsa.....	W	68-55
J5Tulsa.....	W	77-40
J82-vs. McNeese State.....	L	61-46
J92-vs. Baylor.....	W	66-48
J102-vs. Memphis.....	L	54-53
J112-at Texas A&M.....	L	71-53
J122-vs. SW Missouri State.....	W	68-66
J14at North Texas.....	W	67-45
J173-at Missouri.....	L	90-63
J183-vs. Iowa State.....	W	87-77

YEAR-BY-YEAR RESULTS



J193-vs. Oklahoma StateL	60-54
J24Oral RobertsL	64-52
J26Texas TechL	55-48
F2at Oral RobertsL	77-63
F4at Texas ArlingtonW	60-56
F6at Oklahoma StateW	52-45
F12Wichita StateL (OT)	59-53
F16ArkansasW	57-50
F214-vs. Oklahoma StateW	65-62
F224-vs. Oral RobertsL	73-60

- 1-SW Missouri St. Tournament, Springfield, Mo.
- 2-Lady Aggie Classic, College Station, Texas
- 3-Big Eight Tournament, Columbia, Mo.
- 4-OAIAW Championship, Norman, Okla.



MAURA MCHUGH

Years: 1981-87 (7)
Record: 142-70 (.670)

» 1980-81

Record: 21-11

Home 9-0, Away 8-6, Neutral 3-5

Head Coach: Maura McHugh

N29at Oral RobertsL	80-76
D3North TexasW	101-81
D5at Southern CaliforniaL	55-84
D8at UNLVW	96-85
D10at Oklahoma StateW	89-79
D13Oklahoma CityW	86-75
D20at MissouriW	73-65
D23at Wichita StateL	85-59
J3at ArkansasW	75-68
J5at Oklahoma CityW	68-60
J7McNeese StateW	96-71
J10HoustonW	67-66
J12Texas TechW	69-56
J152-vs. Oklahoma StateW	75-61
J162-at KansasL	95-55
J172-vs. MissouriL	68-65
J191-at McNeese StateW (OT)	82-77
J20at HoustonW	82-79
J24Wichita StateW	93-76
J27at Stephen F. AustinL	70-49
J29TulsaW	87-57
J31at Oklahoma StateW	76-68
F2at Texas TechL	79-70
F61-at North TexasW	84-53
F71-vs. Texas SouthernL	80-72
F10at TexasL	71-54
F14at TulsaW	106-68
F16Oral RobertsW	66-59
F253-Oklahoma CityW	77-66
F263-Oral RobertsL	72-62
M184-Louisiana TechL	88-68

! Record reflects two wins by forfeit over Baylor and McNeese St.

- 1-North Texas Tournament, Denton, Texas
- 2-Big Eight Tournament, Lawrence, Kan.
- 3-OAIAW Championship, Oklahoma City, Okla.
- 4-SWAIAW Championship, Nacogdoches, Texas

» 1981-82

Record: 17-14

Home 12-4, Away 3-7, Neutral 2-3

Head Coach: Maura McHugh

N30Oklahoma BaptistW	82-79
D3at PhillipsW	87-49
D5at Oklahoma CityW	79-76
D10Texas A&MW	83-55

D12Stephen F. AustinL	64-62
D14at TulsaW	90-59
J4at San DiegoW	72-54
J6at San Diego StateL	68-65
J8at UCLAL	82-63
J9at PepperdineL	75-70
J141-vs. ColoradoL	71-61
J151-vs. KansasW	73-63
J161-vs. MissouriL	87-64
J18at Oral RobertsL	93-72
J20at Oklahoma StateW	78-68
J23Wichita StateW	67-60
J27TulsaW	87-62
J30at KansasW	64-61
F3Oklahoma StateW	71-57
F5Texas-ArlingtonW	70-56
F7ArkansasW	65-64
F10Texas SouthernW (OT)	82-70
F13Oral RobertsL	95-78
F16Oklahoma CityW	72-71
F18at Texas TechL	93-86
F22Louisiana TechL	101-57
F24MissouriL	81-62
F262-at Oklahoma CityW	61-60
F272-vs. Oklahoma StateL	53-52
M1at Wichita StateL	93-75
M113-vs. TexasL	87-78

- 1-Big Eight Tournament, Manhattan, Kan.
- 2-OAIAW Championship, Oklahoma City, Okla.
- 3-SWAIAW Championship, Lubbock, Texas

» 1982-83

Record: 17-11

Home 14-2, Away 3-6, Neutral 0-3

Head Coach: Maura McHugh

N27at Iowa StateL	80-76
N30CameronW	85-57
D4TulsaW	99-60
D6at PhillipsW	93-57
D9at North TexasW	77-64
D11Texas TechW (OT)	93-91
D13Central OklahomaW	82-56
D18Iowa StateW	80-64
J4at Oral RobertsL	86-72
J71-vs. Northeast LouisianaW	87-75
J81-at Wichita StateL (2OT)	93-81
J12at NebraskaL	85-78
J15San DiegoW	100-50
J18KansasW	83-74
J22at MissouriL	109-73
J27Oklahoma StateW	77-64
J29ColoradoW	90-79
F2at KansasL	81-79
F5Kansas StateL	86-74
F9at Oklahoma CityW	94-84
F12MissouriW	85-75
F16at Oklahoma StateW (OT)	83-82
F19NebraskaW	107-82
F21at Louisiana TechL	105-75
F26at ColoradoL	89-82
M2Wichita StateW	92-64
M5at Kansas StateL	87-63
M102-vs. ColoradoL	78-70

- 1-Pizza Hut Classic, Wichita, Kan.
- 2-Big Eight Tournament, Norman, Okla.

» 1983-84

Record: 22-10, 8-6 Big Eight

Home 10-2, Away 9-4, Neutral 3-4

Head Coach: Maura McHugh

National Women's Invitational Tournament

N27Texas-ArlingtonW	92-66
D21-vs. Southern IllinoisL	82-62
D31-vs. Portland StateW	85-67

D5Northeastern StateW	87-53
D7at TulsaW	82-64
D10North TexasW	99-44
D12Oklahoma CityW	100-52
D21at Wichita StateW	85-68
J4Emporia StateW	110-60
J7Oral RobertsW	101-77
J10at Cal-Santa BarbaraW	95-48
J12at PepperdineW	85-69
J16Midwestern StateW	118-75
J18at ColoradoL	66-62
J21at Kansas StateL	88-70
J24Oklahoma StateW	75-72
J28at Iowa StateW	77-73
J31KansasW	87-84
F4MissouriL	73-68
F8at NebraskaW	96-85
F11Kansas StateL	71-62
F14at Oklahoma StateL	79-71
F18ColoradoW	88-78
F22at KansasW	85-74
F25Iowa StateW	97-59
F28at MissouriL	102-77
M3NebraskaW	97-79
M82-KansasW	76-63
M93-vs. Kansas StateL	69-67
M164-vs. ChattanoogaL	84-78
M174-vs. Illinois StateW	67-65
M244-vs. CaliforniaL	81-78

- 1-Wash. State Tournament, Pullman, Wash.
- 2-Big Eight Tournament, Norman, Okla.
- 3-Big Eight Tournament, Kansas City, Mo.
- 4-NWIT Championship, Amarillo, Texas

» 1984-85

Record: 23-7, 10-4 Big Eight

Home 12-0, Away 8-4, Neutral 3-3

Head Coach: Maura McHugh

N23Abilene ChristianW	89-70
N26at Midwestern StateW	91-46
N29Oklahoma BaptistW	86-59
D4at Texas-ArlingtonW	103-48
D6Georgia StateW	83-62
D9at Oklahoma CityW	86-51
D11Missouri-Kansas CityW	88-62
D13at North TexasW	94-56
D15Texas SouthernW	103-71
J21-vs. New HampshireW	73-42
J31-vs. RutgersL	80-72
J51-vs. St. Joseph'sL	76-75
J11at Oral RobertsW	67-66
J16MissouriW	93-83
J19KansasW	90-69
J23at Iowa StateW	89-56
J26Kansas StateW	92-85
J29at ColoradoW	73-65
F3at Oklahoma StateL	85-76
F6NebraskaW	86-74
F9at Kansas StateL	90-75
F13Iowa StateW	89-48
F16at MissouriL	92-74
F20ColoradoW	80-58
F24at KansasW (OT)	78-77
F27Oklahoma StateW	91-62
M2at NebraskaL	102-99
M42-vs. Iowa StateW	78-63
M72-vs. KansasW	79-69
M92-vs. MissouriL	89-83

- 1-Miami New Year's Classic, Miami, Fla.
- 2-Big Eight Tournament, Kansas City, Mo.



YEAR-BY-YEAR RESULTS

» 1985-86

Record: 24-7, 10-4 Big Eight
Home 9-1, Away 7-4, Neutral 8-2
Head Coach: Maura McHugh
NCAA Sweet 16 and Big Eight Champions

N24	...1-vs. Middle Tennessee	W	83-75
N25	...1-vs. Western Kentucky	W	89-81
N29	...at Texas-Arlington	W	86-72
D2	...Creighton	W	94-76
D6	...Texas A&M	W	93-62
D9	...at New Mexico	W	73-61
D11	...Tulsa	W	91-32
D21	...at Arkansas	L	79-66
D30	...at Texas State	W	80-56
J3	...2-vs. Dayton	W	64-46
J4	...2-vs. James Madison	W	57-55
J5	...2-vs. La Salle	W	71-68
J11	...Oral Roberts	W	101-78
J15	...at Colorado	L	91-84
J18	...Iowa State	W	85-62
J22	...at Kansas State	W	83-72
J25	...at Missouri	W	105-79
J29	...Nebraska	W	88-71
F1	...at Kansas	L	85-67
F5	...Oklahoma State	W	108-68
F8	...at Iowa State	L	81-72
F11	...Kansas State	W	94-77
F15	...Colorado	W	82-69
F18	...at Nebraska	W	102-75
F22	...Missouri	W	88-80
F26	...Kansas	L	77-72
M2	...at Oklahoma State	W	86-67
M5	...3-vs. Oklahoma State	W	85-50
M6	...3-vs. Missouri	L	71-66
M16	...4-Vanderbilt (Norman)	W	86-67
M20	...4-vs. Texas (Austin)	L	85-59

- 1-BGSU Invitational, Bowling Green, Ky.
- 2-Miami New Year's Classic, Miami, Fla.
- 3-Big Eight Tournament, Kansas City, Mo.
- 4-NCAA Midwest Regional

» 1986-87

Record: 18-10, 6-7 Big Eight
Home 8-3, Away 7-5, Neutral 3-2
Head Coach: Maura McHugh

N28	...1-vs. UTSA	W	67-63
N29	...1-vs. New Mexico State	W	80-71
D1	...New Mexico	W	87-51
D4	...at Oral Roberts	W	87-72
D6	...Arkansas	W	76-70
D8	...Texas-Arlington	W	94-61
D20	...West Texas State	W	82-63
D30	...2-vs. Notre Dame	W	57-54
D31	...2-at Washington	L	83-64
J3	...at Portland	W	83-70
J6	...Kansas State	W	70-47
J8	...Tulane	W	84-53
J10	...Colorado State	W	72-58
J12	...at Tulsa	W	62-39
J14	...Kansas	W	81-67
J17	...at Missouri	L	72-70
J21	...Oklahoma State	L	84-68
J24	...Nebraska	W	97-81
J27	...at Colorado	L	94-80
J31	...Iowa State	W	74-72
F4	...at Kansas State	L	80-69
F7	...Missouri	L	86-76
F11	...at Oklahoma State	W	75-70
F14	...at Kansas	W	89-73
F18	...Colorado	L	74-73
F21	...at Nebraska	L	97-89
F24	...at Iowa State	W	87-72
F28	...3-vs. Kansas State	L	79-64

- 1-New Mexico St. Tournament, Las Cruces, N.M.
- 2-Washington Tournament, Seattle, Wash.
- 3-Big Eight Tournament, Salina, Kan.



VALERIE GOODWIN-COLBERT
Years: 1988-90 (3)
Record: 32-51 (.386)

» 1987-88

Record: 14-13, 7-7 Big Eight
Home 7-4, Away 5-5, Neutral 2-4
Head Coach: Valerie Goodwin-Colbert

N27	...1-vs. Penn State	L	86-63
N28	...1-vs. California	L	81-66
N29	...1-vs. Northern Arizona	W	68-47
D2	...Oral Roberts	W	103-94
D5	...at North Texas	W	77-75
D9	...at Southwest Texas	W	92-74
D19	...Texas Southern	W	81-72
D29	...2-vs. Simon Fraser	W	83-66
D30	...2-at Stanford	L	91-66
J6	...New Mexico State	L	78-72
J9	...at Tulane	L	82-75
J11	...Arkansas-Little Rock	W	99-67
J13	...at Colorado	W	82-78
J16	...at Kansas State	W	96-65
J20	...at Missouri	L	91-72
J23	...Oklahoma State	W	83-81
J27	...Nebraska	L	94-82
J30	...at Iowa State	L	82-66
F3	...Kansas	L	71-68
F6	...Missouri	W	93-84
F9	...at Nebraska	L	92-74
F13	...Kansas State	W	79-61
F16	...at Oklahoma State	W	79-78
F20	...Iowa State	W	85-76
F24	...at Kansas	L	71-68
F27	...Colorado	L (OT)	91-88
M2	...3-vs. Kansas	L	67-66

- 1-Rainbow Wahine Classic, Honolulu, Hawaii
- 2-Cardinal Classic, Stanford, Calif.
- 3-Big Eight Tournament, Salina, Kan.

» 1988-89

Record: 11-16, 4-10 Big Eight
Home 5-5, Away 3-6, Neutral 3-5
Head Coach: Valerie Goodwin-Colbert

N25	...1-Texas-Pan American	W	120-36
N26	...1-West Virginia	L	83-65
D2	...2-vs. Penn State	W	92-81
D3	...2-at Texas Tech	L	64-54
D8	...Mississippi Valley State	L	89-83
D10	...at Oral Roberts	W	97-83
D29	...3-vs. Iowa	L	86-69
D30	...3-at Miami	L	69-66
D31	...3-vs. Boston	W	77-72
J3	...North Texas	W	93-71
J7	...at Texas-Arlington	W	86-75
J9	...BYU	W	103-81
J11	...at Missouri	L	71-68
J14	...at Kansas	L (OT)	86-82
J17	...at Oklahoma State	L	71-64
J21	...Iowa State	W	72-65
J25	...Nebraska	W	68-65
J27	...Colorado	L	73-70
F1	...Kansas State	L	84-83
F4	...Oklahoma State	L	87-68
F8	...at Nebraska	L	85-76
F11	...at Iowa State	W	84-74
F15	...Kansas	W	101-87
F18	...at Colorado	L	87-76
F22	...at Kansas State	L	64-60
F25	...Missouri	L	104-91
M4	...4-vs. Colorado	L	80-61

- 1-Sooner Thanksgiving Classic, Norman, Okla.
- 2-Texas Tech Classic, Lubbock, Texas
- 3-Orange Bowl Classic, Miami, Fla.
- 4-Big Eight Tournament, Salina, Kan.

» 1989-90

Record: 7-22, 2-12 Big Eight
Home 3-8, Away 1-8, Neutral 3-6
Head Coach: Valerie Goodwin-Colbert

N24	...1-Sam Houston	L	90-86
N25	...1-Arkansas State	W	102-73
N30	...at North Texas	L	91-85
D2	...Northeast Louisiana	W	95-93
D5	...at Texas A&M	L	101-86
D8	...2-vs. Eastern Illinois	L	110-88
D9	...2-vs. Northern Iowa	W	78-76
D12	...Arkansas	L	86-68
D16	...Texas Tech	L	88-80
D29	...3-vs. Montana State	L	86-80
D30	...3-at Brigham Young	L	108-77
J3	...Texas-Arlington	L	80-78
J6	...at Southeast Louisiana	W	88-86
J10	...Colorado	L	56-48
J13	...at Iowa State	L	92-78
J17	...at Kansas	L	94-69
J20	...Kansas State	L	94-87
J24	...Oklahoma State	L	99-94
J27	...Missouri	L	79-75
J31	...at Nebraska	L	88-81
F3	...Kansas	L	83-77
F6	...at Oklahoma State	W	89-77
F10	...Iowa State	W	70-69
F14	...at Kansas State	L	92-88
F18	...at Colorado	L	86-49
F21	...Nebraska	W	102-77
F24	...at Missouri	L	89-60
M3	...4-vs. Missouri	W	80-77
M4	...4-vs. Oklahoma State	L	87-78

- 1-Sooner Thanksgiving Classic, Norman, Okla.
- 2-Phoenix Classic, Green Bay, Wis.
- 3-BYU Tournament, Provo, Utah
- 4-Big Eight Tournament, Salina, Kan.



GARY HUDSON
Years: 1991-93 (3)
Record: 34-35 (.464)

» 1990-91

Record: 10-18, 4-9 Big Eight
Home 7-5, Away 2-11, Neutral 3-2
Head Coach: Gary Hudson

N23	...1-vs. Washington State	L	84-50
N24	...1-vs. Eastern Washington	W	82-71
N27	...at Arkansas	L	84-72
N29	...Prairie View A&M	W	121-49
D6	...at Texas Tech	L	66-50
D9	...Texas A&M	L	83-71
D12	...at Prairie View A&M	W	92-68
D22	...at Minnesota	W	85-75
D28	...at Loyola Marymount	L	76-75
D29	...at UC-Santa Barbara	L (OT)	105-95
J2	...North Texas	W	78-69
J4	...Central Missouri State	L	88-80
J9	...at Kansas	L	81-64
J12	...Missouri	W	67-66
J16	...Colorado	L	68-51
J19	...at Oklahoma State	L	76-60
J21	...Texas-San Antonio	W	93-86
J23	...at Kansas State	L	86-75
J26	...at Nebraska	L	95-67
J28	...at Northeast Louisiana	L	79-76
J30	...Iowa State	W	101-74
F3	...at Colorado	L	76-55
F6	...Kansas State	W	88-56
F10	...at Missouri	L	68-59
F13	...Oklahoma State	L	72-63
F16	...Kansas	L	76-69
F24	...Nebraska	W	75-72
M2	...2-vs. Colorado	L	80-75

- 1-Domino's Classic, College Station, Texas
- 2-Big Eight Tournament, Salina, Kan.

YEAR-BY-YEAR RESULTS



» 1991-92

Record: 17-12, 7-7 Big Eight
Home 11-5, Away 4-5, Neutral 2-2
Head Coach: Gary Hudson

N25	... Texas - San AntonioW.....	102-70
D3	... RiceW.....	82-69
D6	... 1-at HawaiiL.....	95-82
D7	... 1-vs. HowardW.....	91-61
D10	... Texas-ArlingtonL.....	94-93
D14	... Prairie View A&MW.....	105-35
D30	... BaylorW.....	113-72
J3	... Texas ChristianW.....	103-82
J5	... Southern MethodistW.....	82-73
J13	... ArkansasL.....	57-55
J15	... Iowa StateW.....	94-63
J18	... Kansas StateL.....	91-86
J22	... MissouriW.....	74-72
J23	... at Prairie View A&MW.....	98-50
J25	... at Oklahoma StateW.....	75-65
J29	... at NebraskaL.....	97-65
F1	... ColoradoL.....	63-55
F3	... BaylorW.....	83-76
F5	... at KansasL.....	75-56
F9	... at MissouriL.....	86-56
F12	... at Kansas StateW.....	88-73
F15	... NebraskaW.....	92-89
F17	... at Southern MethodistL.....	69-63
F19	... Oklahoma StateW.....	98-75
F22	... at ColoradoL.....	86-63
F26	... KansasL (OT)	73-72
M1	... at Iowa StateW.....	78-70
M7	... 2-vs. MissouriW.....	80-79
M8	... 2-vs. KansasL.....	70-62

- 1-Rainbow Wahine Invitational, Honolulu, Hawaii
- 2-Big Eight Tournament, Salina, Kan.

» 1992-93

Record: 12-15, 6-8 Big Eight
Home 6-5, Away 4-6, Neutral 2-4
Head Coach: Gary Hudson

D5	... SMUL.....	72-66
D12	... Prairie View A&MW.....	101-41
D19	... 1-vs. MercerW.....	69-60
D20	... 1-vs. Arkansas StateL.....	76-63
D28	... 2-vs. Texas TechL.....	93-56
D29	... 2-vs. Old DominionL.....	60-54
D30	... 2-vs. BucknellW.....	84-60
J2	... Oral RobertsW.....	84-62
J8	... at Iowa StateW.....	66-55
J10	... at NebraskaL.....	87-78
J14	... at Prairie View A&MW.....	92-56
J17	... at Oklahoma StateL.....	65-44
J20	... at ArkansasW.....	70-63
J22	... KansasL.....	70-64
J24	... Kansas StateW.....	68-60
J29	... at ColoradoL.....	80-49
J31	... at MissouriL.....	69-63
F2	... at Texas-ArlingtonL.....	80-59
F5	... NebraskaL.....	97-83
F7	... Iowa StateW.....	79-57
F14	... Oklahoma StateW.....	64-55
F19	... at Kansas StateW.....	87-65
F21	... at KansasL.....	76-54
F24	... at TCUL.....	79-73
F26	... MissouriL.....	68-49
F28	... ColoradoW.....	74-69
M6	... 3-vs. Oklahoma StateL.....	85-70

- 1-Arkansas Classic (Jonesboro, Ark.)
- 2-Orange Bowl Classic (Miami, Fla.)
- 3-Big Eight Tournament, Salina, Kan.



BURL PLUNKETT

Years: 1994-96 (3)
Record: 52-36 (.591)

» 1993-94

Record: 18-12, 7-7 Big Eight
Home 9-3, Away 3-7, Neutral 6-2
Head Coach: Burl Plunkett

WNIT Champions

N27	... Texas-Pan AmericanW.....	88-68
N30	... at TexasL.....	84-78
D3	... 1-vs. Illinois StateW.....	69-56
D4	... 1-at George WashingtonL.....	88-74
D8	... North TexasW.....	90-73
D11	... Texas A&MW.....	90-69
D18	... at Texas TechL.....	80-75
D28	... 2-MichiganW.....	96-86
D29	... 2-SouthernW.....	100-72
J2	... at SMUW.....	99-72
J7	... Iowa StateW.....	84-61
J9	... NebraskaW.....	79-78
J16	... Oklahoma StateW.....	82-60
J21	... at KansasL.....	85-78
J23	... at Kansas StateL.....	72-54
J25	... ArkansasW.....	93-79
J28	... ColoradoL.....	79-74
J30	... MissouriW.....	86-65
F4	... at NebraskaL.....	82-76
F6	... at Iowa StateW.....	65-45
F10	... Oral RobertsW.....	99-48
F13	... at Oklahoma StateL.....	77-68
F18	... Kansas StateL.....	71-70
F20	... KansasL.....	80-76
F25	... at MissouriW.....	77-71
F27	... at ColoradoL.....	89-79
M5	... 3-vs. NebraskaL.....	73-77
M24	... 4-vs. New Mexico StateW.....	82-77
M25	... 4-vs. PittsburghW.....	86-77
M26	... 4-vs. Arkansas StateW.....	69-65

- 1-Capitol Classic, Washington D.C.
- 2-Holiday Classic, Norman, Okla.
- 3-Big Eight Tournament, Salina, Kan.
- 4-WNIT Tournament (Amarillo, Texas)

» 1994-95

Record: 22-9, 11-3 Big Eight
Home 9-2, Away 7-4, Neutral 6-3
Head Coach: Burl Plunkett

NCAA Tournament

N11	... 3-at MontanaL.....	76-64
N26	... at North TexasW.....	84-74
N29	... Texas TechL.....	66-64
D2	... 2-vs. UtahW.....	72-68
D3	... 2-at Washington StateW.....	85-79
D7	... TexasW.....	95-85
D18	... at Texas A&ML.....	99-74
D21	... at Texas ChristianW.....	89-70
D30	... 1-vs. RiceW.....	89-59
D31	... 1-vs. MinnesotaW.....	74-64
J2	... New MexicoW.....	95-66
J6	... at MissouriW.....	98-83
J8	... at ColoradoL.....	83-59
J13	... NebraskaW.....	63-62
J15	... Iowa StateW.....	101-77
J20	... at KansasW.....	84-69
J22	... at Kansas StateW.....	79-70
J28	... at Oklahoma StateW.....	62-61
F3	... ColoradoL.....	69-64
F5	... MissouriW.....	80-57
F10	... at Iowa StateL.....	69-62
F12	... at NebraskaW.....	85-83
F17	... at Kansas StateW.....	71-60
F19	... KansasW.....	103-83

F22	... at ArkansasL.....	69-64
F26	... Oklahoma StateW.....	76-67
F28	... TCUW.....	92-44
M4	... 4-vs. NebraskaW.....	77-67
M5	... 4-vs. KansasL.....	88-81
M16	... 5-vs. Loyola (Md.)W.....	90-55
M18	... 5-vs. Louisiana TechL.....	48-36

- 1-Bertha Teague Classic, Stillwater, Okla.
- 2-Dial Classic, Pullman, Wash.
- 3-Preseason NWT Tournament.
- 4-Big Eight Tournament, Salina, Kan.
- 5-NCAA Tournament, Ruston, La.

» 1995-96

Record: 12-15, 4-10 Big Eight
Home 7-5, Away 2-8, Neutral 3-2
Head Coach: Burl Plunkett

N25	... at Texas ChristianW.....	103-81
N28	... at New MexicoL.....	82-75
D1	... North TexasW.....	102-60
D3	... at DrakeL.....	81-71
D5	... Southern MethodistL.....	96-87
D7	... TCUW.....	93-47
D16	... Wichita StateW.....	65-54
D17	... Texas-Pan AmericanW.....	97-57
D20	... 1-Oral RobertsW.....	63-40
D21	... 1-Grambling StateW.....	100-66
D28	... 2-vs. AlabamaL.....	71-62
D29	... 2-vs. VCUW.....	84-52
J5	... NebraskaL.....	79-58
J7	... Iowa StateW.....	89-78
J14	... Oklahoma StateL (2OT)	86-79
J19	... at KansasW.....	71-68
J21	... at Kansas StateL.....	80-67
J26	... MissouriW.....	69-55
J28	... ColoradoL.....	68-53
F2	... at Iowa StateL.....	73-57
F4	... at NebraskaL.....	71-52
F11	... at Oklahoma StateL.....	62-58
F16	... Kansas StateW.....	62-54
F18	... KansasL.....	81-63
F23	... at ColoradoL.....	83-68
F25	... at MissouriL.....	89-66
M2	... 3-vs. ColoradoL.....	76-60

- 1-Bertha Teague Classic, Norman, Okla.
- 2-Bahamas Junkanoo Shootout, Nassau, Bahamas
- 3-Big Eight Tournament, Salina, Kansas



SHERRI COALE

Years: 1997-Present (22)
Record: 481-242 (.665)

» 1996-97

Record: 5-22, 1-15 Big 12
Home 1-8, Away 2-11, Neutral 2-3
Head Coach: Sherri Coale

N22	... 1-vs. Oral RobertsW.....	62-50
N23	... 1-vs. Southern UtahL.....	64-63
N25	... DrakeL.....	77-64
D3	... at Wichita StateL.....	71-56
D7	... at Southern MethodistL.....	91-82
D10	... at North TexasW.....	67-65
D13	... at SW Missouri StateL.....	81-58
D15	... at Oral RobertsW.....	66-63
D28	... 2-vs. MemphisL.....	71-65
D29	... 2-vs. NortheasternW.....	76-54
J4	... Texas A&MW.....	71-69
J7	... at TexasL.....	87-69
J11	... at Iowa StateL.....	67-58
J15	... at Texas TechL.....	67-55
J18	... at BaylorL.....	87-65
J22	... TexasL.....	76-58



YEAR-BY-YEAR RESULTS

J26.....at Nebraska.....L.....	87-59
J29.....at Oklahoma State.....L.....	88-57
F5.....at Texas A&M.....L.....	66-63
F8.....at Kansas State.....L.....	49-47
F12.....at Colorado.....L.....	61-42
F15.....Missouri.....L.....	81-56
F19.....Texas Tech.....L.....	63-49
F23.....at Oklahoma State.....L.....	67-54
F26.....Baylor.....L.....	78-63
M1.....at Kansas.....L.....	92-69
M4.....3-vs. Kansas State.....L.....	81-56

- 1-Bertha Teague Classic, Stillwater, Okla.
- 2-Redstorm Christmas Inv., Jamaica, N.Y.
- 3-Big 12 Tournament, Kansas City, Mo.

» 1997-98

Record: 8-19, 4-12 Big 12	
Home 5-7, Away 3-9, Neutral 0-3	
Head Coach: Sherri Coale	
N22.....1-vs. Stephen F. Austin.....L.....	82-58
N23.....1-at UTSA.....W.....	66-53
N27.....2-at Loyola Marymount.....W.....	63-55
N28.....2-vs. North Carolina.....L.....	68-61
D3.....at Southwest Missouri State.....L.....	81-65
D11.....Georgia.....L.....	94-76
D14.....Mississippi.....W.....	89-85
D20.....Miami.....W.....	67-62
D29.....at Arizona State.....L.....	87-76
D30.....at Northern Arizona.....L.....	101-62
J3.....Texas A&M.....W.....	84-76
J7.....at Texas.....L.....	78-44
J10.....at Iowa State.....L.....	83-68
J14.....Baylor.....L.....	67-64
J17.....Texas.....W.....	97-84
J21.....at Texas A&M.....L.....	91-83
J28.....Colorado.....W.....	61-58
F1.....at Baylor.....L.....	97-67
F4.....at Kansas State.....W.....	69-67
F7.....at Oklahoma State.....L.....	76-54
F11.....at Texas Tech.....L.....	79-63
F14.....Nebraska.....L.....	101-72
F19.....Texas Tech.....L.....	59-94
F22.....at Missouri.....L.....	75-68
F25.....Kansas.....L.....	78-74
F28.....at Oklahoma State.....L.....	69-52
M3.....3-vs. Colorado.....L.....	71-66

- 1-Texas-San Antonio Classic, San Antonio, Texas
- 2-LMU-Furama Hotel Thanksgiving Classic, Los Angeles, Calif.
- 3-Big 12 Tournament, Kansas City, Mo.

» 1998-99

Record: 15-14, 8-8 Big 12	
Home 10-3, Away 4-9, Neutral 1-2	
Head Coach: Sherri Coale	
Women's National Invitational Tournament	
N20.....TCU.....W.....	78-66
N23.....Texas-San Antonio.....W.....	80-40
N27.....2-vs. UAB.....L.....	62-61
N28.....2-vs. Coppin State.....W.....	103-74
D2.....at Mississippi.....L.....	77-75
D7.....Jackson State.....W.....	103-37
D13.....at Georgia.....L.....	88-79
D19.....at Miami (Fla.).....L.....	62-60
D28.....1-Denver.....W.....	80-52
D29.....1-Stephen F. Austin.....W.....	91-72
J2.....Iowa State.....L.....	81-60
J6.....at Texas Tech.....L.....	93-69
J9.....at Colorado.....L.....	63-62
J13.....Oklahoma State.....W.....	74-58
J16.....Baylor.....W.....	86-65
J23.....at Texas.....L.....	81-73
J27.....Texas Tech.....L.....	89-87
J30.....at Nebraska.....L.....	85-62
F3.....Texas.....W.....	71-69
F6.....at Texas A&M.....W.....	83-71
F10.....at Oklahoma State.....W.....	61-53
F13.....Kansas.....W.....	79-58
F17.....at Baylor.....W.....	76-67
F20.....at Kansas.....L.....	58-54
F24.....Texas A&M.....W.....	95-69
F27.....Missouri.....L.....	73-64
M2.....3-vs. Oklahoma State.....L.....	70-56
M12.....4-vs. at Wichita State.....W.....	75-67
M14.....4-vs. at Arkansas.....L (OT).....	97-93

- 1-Bertha Teague Classic, Norman, Okla.
- 2-Cancun Tournament, Cancun, Mexico
- 3-Big 12 Tournament, Kansas City, Mo.
- 4-WNIT Tournament hosted at home sites.

» 1999-2000

Record: 25-8, 13-3 Big 12	
Home 13-2, Away 11-2, Neutral 1-4	
Head Coach: Sherri Coale	
NCAA Sweet 16 and Big 12 Champions	
Ranked: No. 18 AP and No. 13 Coaches	
N19.....2-vs. Arizona [24/25].....L.....	75-59
N20.....2-at Hawaii.....W.....	67-53
N21.....2-vs. Tennessee Tech.....L.....	74-64
N28.....1-Oral Roberts.....W.....	83-66
N29.....1-Tulsa.....W.....	93-70

D2.....Sam Houston State.....W.....	97-60
D5.....at Stephen F. Austin.....W.....	61-47
D7.....at TCU.....W.....	94-74
D11.....Arkansas-Little Rock.....W.....	102-72
D18.....at Denver.....W.....	69-62
D21.....San Diego.....W.....	84-39
D29.....Connecticut [1].....L.....	84-68
J5.....North Texas.....W.....	86-63
J8.....Texas Tech [13].....W.....	82-76
J12.....Texas A&M.....W.....	87-59
J15.....at Baylor.....W.....	87-66
J19.....at Texas.....W.....	76-73
J22.....Colorado.....W.....	76-73
J26.....at Texas A&M.....W.....	79-72
J29.....at Missouri.....W.....	76-71
F2.....Baylor.....W.....	87-59
F5.....Nebraska.....W.....	91-69
F8.....at Iowa State [8/9].....L.....	71-56
F12.....at Oklahoma State.....W.....	93-69
F16.....Texas.....L.....	77-70
F19.....at Texas Tech [8/12].....L.....	86-81
F22.....at Kansas State.....W.....	64-56
F26.....Kansas [24/25].....W.....	88-69
M1.....Oklahoma State.....W.....	77-68
M8.....3-vs. Texas.....L.....	71-68
M18.....4-vs. BYU.....W.....	86-81
M20.....4-at Purdue [15/13].....W.....	76-74
M25.....5-vs. Connecticut [1].....L.....	102-80

- 1-Bertha Teague Classic, Norman, Okla.
- 2-Hawaiian Regent Classic, Honolulu, Hawaii
- 3-Big 12 Tournament, Kansas City, Mo.
- 4-NCAA 1st & 2nd Rounds, West Lafayette, Ind.
- 5-NCAA Regional, Richmond, Va.

» 2000-01

Record: 28-6, 15-1 Big 12	
Home 13-1, Away 12-2, Neutral 3-3	
Head Coach: Sherri Coale	
NCAA Sweet 16 and Big 12 Champions	
N17.....1-vs. Tulsa.....W.....	80-49
N18.....1-at ORU.....W.....	87-56
N22.....2-vs. Georgia [6].....L.....	94-70
N24.....2-at Wisconsin [19].....L.....	97-77
D1.....SW Missouri State [13].....W.....	89-82
D5.....at Arkansas-Little Rock.....W.....	86-45
D9.....SMU.....W.....	101-71
D16.....at SW Missouri State [21/18].....L.....	69-61
D18.....North Texas.....W.....	75-61
D21.....at San Diego.....W (OT).....	65-63
D27.....Stanford [17/21].....W (OT).....	102-98
J3.....at Colorado.....W.....	89-69



» Oklahoma's 2001-02 team set the program record for single-season wins (32), claimed its third straight Big 12 regular season title and advanced to the school's first Final Four. The Sooners defeated Duke in the national semifinals to earn a berth in the national championship game against UConn.

YEAR-BY-YEAR RESULTS



J6.....Iowa State [7/6].....L.....81-79
J10.....Texas [14/15].....W.....85-74
J13.....at Baylor [23/NR].....W.....90-87
J17.....Texas A&M.....W.....97-84
J21.....3-at North Carolina.....W.....94-77
J24.....at Kansas.....W.....88-64
J28.....Texas Tech [9/8].....W.....84-66
J31.....at Texas A&M.....W.....93-70
F3.....Missouri.....W.....82-62
F7.....at Nebraska.....W.....84-62
F10.....at Oklahoma State.....W.....76-47
F14.....Kansas State.....W.....79-60
F17.....at Texas Tech [14/11].....W.....80-75
F21.....Baylor [24/NR].....W.....86-76
F24.....Oklahoma State.....W (OT).....88-83
F28.....at Texas [NR/22].....W.....65-54
M7.....4-vs. Kansas.....W.....80-61
M8.....4-vs. Colorado [20/21].....W.....102-93
M10.....4-vs. Iowa State [13/10].....L.....68-65
M17.....5-Oral Roberts.....W.....70-64
M19.....5-Stanford.....W.....67-50
M24.....6-Washington.....L.....84-67

- 1-Bertha Teague Classic, Tulsa, Okla.
- 2-Coaches vs. Cancer, Madison, Wis.
- 3-Big 12/ACC Challenge, Chapel Hill, N.C.
- 4-Big 12 Tournament, Kansas City, Mo.
- 5-NCAA Tournament, Norman, Okla.
- 6-NCAA West Regional, Spokane, Wash.

» 2001-02

Record: 32-4, 14-2 Big 12
Home 14-0, Away 7-3, Neutral 11-1
Head Coach: Sherri Coale
NCAA National Runner-Up and Big 12 Champs

N11.....1-vs. Purdue [11/9].....W.....80-75
N17.....2-vs. Oral Roberts.....W.....73-38
N18.....2-vs. Tulsa.....W.....75-52
N23.....3-vs. Butler.....W.....90-44
N24.....3-vs. North Texas.....W.....83-68
N27.....TCU.....W.....76-60
N29.....Wichita State.....W.....89-68
N5.....at SMU.....W.....91-70
D8.....Montana State.....W.....86-62
D16.....4-Illinois.....W.....91-69
D22.....at Connecticut [1].....L.....86-72
J2.....Colorado [16/14].....W.....78-67
J5.....at Texas Tech [9/11].....W.....80-68
J9.....Oklahoma State.....W.....65-48
J12.....at Baylor [12/11].....W.....82-73
J15.....at Iowa State [14/9].....L.....82-66
J19.....Texas [12].....W.....89-69
J26.....at Texas A&M.....W.....72-40
J29.....at Oklahoma State.....W.....66-58
F2.....Kansas.....W.....79-57
F5.....Baylor [10/11].....W.....69-60
F9.....Texas A&M.....W.....67-51
F13.....at Kansas State [12].....W.....76-68
F16.....Nebraska.....W.....81-47
F19.....at Texas [15/14].....L (OT).....68-62
F23.....at Missouri.....W.....90-70
F27.....Texas Tech [15].....W.....75-56
M6.....5-vs. Oklahoma State.....W.....87-56
M7.....5-vs. Kansas State [13/12].....W.....69-49
M9.....5-vs. Baylor [7].....W.....84-69
M16.....6-Hartford.....W.....84-52
M18.....6-Villanova.....W.....66-53
M23.....7-vs. Texas Tech [12].....W.....72-62
M25.....7-vs. Colorado [17].....W.....94-60
M29.....8-vs. Duke [3].....W.....86-71
M31.....8-vs. Connecticut [1].....L.....82-70

- 1-State Farm Tip-Off Classic, Durham, N.C.
- 2-Bertha Teague Classic, Stillwater, Okla.
- 3-UTSA Tournament, San Antonio, Texas
- 4-Big 12/Big 10 Challenge, Norman, Okla.
- 5-Big 12 Tournament, Kansas City, Mo.

- 6-NCAA 1st & 2nd Rounds, Norman, Okla.
- 7-NCAA West Regional, Boise, Idaho
- 8-NCAA Final Four, San Antonio, Texas

» 2002-03

Record: 19-13, 9-7 Big 12
Home 8-5, Away 7-6, Neutral 4-2
Head Coach: Sherri Coale
NCAA First Round

N11.....1-at Tennessee [2].....L.....94-68
N22.....2-at Tulsa.....W.....65-61
N23.....2-vs. Oral Roberts.....W.....70-42
N26.....Sam Houston State.....W.....79-52
N29.....3-Fordham.....W.....90-62
N30.....3-North Carolina [12/11].....W.....66-63
D10.....3-Connecticut [5/4].....L.....73-60
D5.....Stephen F. Austin.....W.....77-55
D9.....at Wichita State.....W.....70-64
D14.....at TOU.....W.....68-64
D21.....SMU.....L.....71-59
D28.....Southeast Missouri State.....W.....87-68
J3.....at Stanford.....L.....58-38
J11.....at Nebraska.....W.....57-43
J15.....Texas Tech [7].....L.....80-71
J18.....Texas A&M.....W.....77-39
J22.....at Kansas.....W.....61-49
J26.....at Baylor.....W.....65-64
J29.....Texas [11/13].....L.....60-54
F1.....Kansas State [3].....L.....74-45
F5.....at Texas A&M.....L.....69-61
F9.....Oklahoma State.....W.....87-71
F12.....Baylor.....W.....78-64
F16.....at Colorado.....L.....61-57
F19.....at Texas Tech [8/9].....L.....59-48
F22.....Iowa State.....W.....61-48
F26.....Missouri.....W.....74-69
M1.....at Oklahoma State.....W.....71-57
M5.....at Texas [5/7].....L.....78-66
M11.....4-vs. Nebraska.....W.....71-51
M12.....4-vs. Colorado.....L.....73-68
M23.....5-G. Washington [25].....L.....71-61

- 1-State Farm Tip-Off Classic, Knoxville, Tenn.
- 2-Bertha Teague Classic, Tulsa, Okla.
- 3-Rainbow Wahine Classic, Honolulu, Hawaii
- 4-Big 12 Tournament, Dallas, Texas
- 5-NCAA 1st & 2nd Rounds, Norman, Okla.

» 2003-04

Record: 24-9, 9-7 Big 12
Home 10-3, Away 7-5, Neutral 7-1
Head Coach: Sherri Coale
NCAA Second Round, Big 12 Champions

N22.....1-Oral Roberts.....W.....90-42
N24.....Southeast Missouri State.....W.....83-48
N28.....2-vs. Siena.....W.....85-70
N29.....2-at Pepperdine.....W.....95-77
D3.....at SMU.....W.....85-63
D7.....Utah [19/23].....W.....73-65
D10.....at Montana State.....W.....90-59
D13.....at Stephen F. Austin.....W.....79-52
D21.....3-Tennessee [2].....L.....71-55
D28.....Illinois.....W.....70-53
D30.....Wichita State.....W.....89-50
J7.....Nebraska.....W.....70-51
J10.....at Texas [3].....L.....63-58
J14.....at Texas A&M.....W (OT).....65-56
J17.....Oklahoma State.....W.....87-37
J20.....at Iowa State.....L.....69-51
J24.....Baylor [19/24].....L.....74-67
J28.....at Missouri.....L.....77-65
J31.....at Kansas State [12].....L.....74-65
F7.....Texas A&M.....W.....56-46
F10.....at Texas Tech [7].....W.....68-62
F14.....Kansas.....W.....83-59
F18.....Colorado [13].....W.....78-58
F21.....at Baylor [19/24].....L.....77-62

F25.....Texas Tech [8/9].....W.....64-53
F28.....at Oklahoma State.....W.....78-44
M2.....Texas [3/4].....L.....57-54
M9.....4-vs. Texas A&M.....W.....60-47
M10.....4-vs. Colorado [13].....W.....63-56
M11.....4-vs. Kansas State [8].....W.....78-66
M13.....4-vs. Texas [2].....W.....66-47
M20.....5-vs. Marist.....W.....58-45
M22.....5-vs. Stanford.....L.....68-43

- 1-Bertha Teague Classic (Oklahoma City, Okla.)
- 2-Pepperdine Invitational (Malibu, Calif.)
- 3-Big 12 / SEC Challenge (Norman, Okla.)
- 4-Big 12 Tournament (Dallas, Texas)
- 5-NCAA 1st & 2nd Rounds (Tempe, Ariz.)

» 2004-05

Record: 17-13, 8-8 Big 12
Home 9-4, Away 5-5, Neutral 3-4
NCAA First Round

N19.....Southeast Missouri State.....W.....84-62
N21.....Texas State.....W.....76-57
N26.....1-vs. Akron.....W.....88-40
N27.....1-vs. Iowa.....L.....54-47
D2.....Lamar.....W.....60-42
D4.....2-vs. Tulsa.....L.....67-59
D9.....at TCU [23/25].....L.....81-65
D11.....SMS (SSN).....W.....74-71
D18.....3-vs. Louisiana Tech.....W.....86-59
D21.....at Utah [25/NR].....W.....72-59
D29.....Henderson State.....W.....87-44
J5.....at Texas Tech [13/12].....L.....70-64
J9.....Texas A&M.....W.....73-53
J16.....at Baylor [2/3].....L.....78-68
J19.....Oklahoma State.....W.....70-43
J22.....at Texas A&M.....W.....63-51
J26.....Texas [15].....L (OT).....83-71
J29.....Iowa State [18/17].....L.....73-60
F2.....at Kansas.....W.....65-49
F6.....at Nebraska.....L.....70-51
F9.....Baylor [8/7].....L.....73-72
F13.....Kansas State [16].....W.....77-61
F16.....at Colorado.....W.....77-61
F19.....Missouri.....W.....73-59
F23.....Texas Tech [14].....L.....83-70
F26.....at Texas [13].....L.....72-36
M3.....at Oklahoma State.....W.....69-58
M8.....4-vs. Texas A&M.....W.....86-65
M9.....4-vs. Texas [11/12].....L.....65-59
M20.....5-vs. Arizona [10/12].....L.....72-69

- 1-Junkano Jam (Grand Bahama Island)
- 2-Bertha Teague Classic (Tulsa, Okla., at ORU)
- 3-Nike Classic (Eugene, Ore.)
- 4-Big 12 Tournament (Kansas City, Mo.)

» 2005-06

Record: 31-5, 16-0 Big 12
Home 12-1, Away 12-3, Neutral 7-1
NCAA Sweet 16, Big 12 Regular & Postseason

N11.....1-Wisconsin-Milwaukee.....W.....89-57
N13.....1-SMU.....W.....80-43
N16.....1-at New Mexico.....W.....74-63
N20.....1-at Connecticut [7/9].....L.....82-62
N25.....2-vs. Iowa.....W.....85-68
N26.....2-at San Francisco.....W.....53-51
N30.....TCU.....W.....77-63
D3.....3-vs. Oral Roberts.....W.....107-76
D5.....UCLA (22).....W.....83-78
D10.....at Missouri State.....W.....68-57
D18.....at Illinois.....L.....86-75
D21.....Michigan State [11/13].....L.....80-60
D30.....at New Mexico [16].....W.....83-70
J4.....at Iowa State.....W.....87-67
J7.....Colorado.....W.....84-61
J9.....Ohio State [10].....L.....75-71
J14.....at Oklahoma State.....W.....85-51



YEAR-BY-YEAR RESULTS



► The Sooners made their second consecutive and third overall trip to the Final Four in 2010. OU's team battled through a rash of injuries throughout the season to make a return trip to San Antonio for the program's third Final Four appearance.

J18..... Texas Tech	W.....	63-57
J21..... at Baylor [8]	W.....	73-70
J25..... Texas	W.....	75-57
J28..... at Texas A&M	W.....	81-72
J31..... Oklahoma State	W.....	70-54
F4..... at Missouri	W.....	88-73
F8..... Kansas	W.....	86-57
F12..... Baylor [11]	W (OT).....	81-77
F15..... at Texas	W.....	61-54
F18..... Texas A&M [21]	W.....	73-54
F21..... at Kansas State	W.....	78-64
F26..... Nebraska	W.....	73-45
M1..... at Texas Tech	W.....	60-59
M8..... 4 - Iowa State	W.....	78-74
M9..... 4 - Missouri	W.....	75-54
M11..... 4 - Baylor [10]	W.....	72-61
M18..... 5 - Pepperdine	W.....	78-66
M20..... 6 - BYU [18/16]	W.....	86-70
M25..... 7 - Stanford [13/14]	L.....	88-74

- 1 - Preseason WNIT (Campus sites)
- 2 - Odwalla Classic (San Francisco, Calif.)
- 3 - Bertha Teague Classic (Stillwater, Okla.)
- 4 - Big 12 Championship (Dallas)
- 5 - NCAA Tournament First Round (Denver)
- 6 - NCAA Tournament Second Round (Denver)
- 7 - NCAA Tournament Sweet 16 (San Antonio)

» 2006-07

Record: 28-5, 13-3 Big 12
Home 12-1, Away 12-3, Neutral 7-1
NCAA Sweet 16

N12..... DePaul [20]	W.....	105-71
N17..... 1 - Eastern Kentucky	W.....	92-79
N18..... 1 - at Hawaii	W.....	76-56
N21..... at UCLA [21]	W.....	77-68
N29..... at Lamar	W.....	79-44
D2..... at Tulsa	W.....	72-49
D7..... at South Carolina	W.....	78-51
D10..... Arkansas-Pine Bluff	W.....	87-42
D17..... Northern Colorado	W.....	82-36
D20..... Ohio State [8]	L.....	74-67
D30..... 2 - New Mexico [25]	W.....	80-58
J3..... Kansas State	W.....	78-58
J6..... Nebraska	W.....	77-69
J10..... Baylor [9]	W.....	76-63

J17..... at Oklahoma State	W.....	76-60
J20..... at Colorado	W.....	82-67
J22..... Texas Tech	W (2OT).....	86-81
J24..... Iowa State	W.....	69-49
J27..... Texas A&M [21]	L.....	54-52
J31..... at Texas	L.....	67-62
F4..... Oklahoma State	W.....	78-63
F10..... Texas A&M [16]	L.....	78-68
F12..... Texas	W.....	78-58
F17..... Texas Tech	W.....	70-67
F21..... Kansas	W.....	76-70
F25..... Missouri	W.....	72-57
F28..... Baylor [16]	W.....	88-61
M7..... 3 - Texas	W.....	67-58
M8..... 3 - Baylor [18]	W.....	78-64
M10..... 3 - Iowa State	W.....	67-60
M17..... 4 - Southeast Mo. State W	W.....	74-60
M19..... 4 - Marquette [22]	W.....	78-47
M25..... 5 - Mississippi	L.....	90-82

- 1 - Waikiki Beach Marriott Classic, Honolulu
- 2 - at Cox Convention Center, Oklahoma City
- 3 - Big 12 Championship, Oklahoma City
- 4 - NCAA 1st and 2nd Rounds, Austin, Texas
- 5 - NCAA Sweet 16, Dayton, Ohio

» 2007-08

Record: 22-9, 11-5 Big 12
Home: 11-2, Away: 8-3, Neutral: 3-4
NCAA Second Round

N11..... 1 - vs. Maryland [4/4]	L.....	76-66
N15..... 2 - vs. Tennessee [1/1]	L.....	70-67
N22..... 3 - vs. Arizona State [4/13]	W.....	69-57
N23..... 3 - vs. Mississippi State	W.....	88-73
N27..... North Texas	W.....	79-42
D2..... Arkansas State	W.....	93-36
D5..... at Illinois	W.....	77-67
D8..... at Tulsa	W.....	67-47
D16..... at Michigan State [21/21]	W.....	66-55
D20..... Central Arkansas	W.....	121-48
D30..... South Carolina	W.....	95-63
J9..... at Illinois State	W.....	67-64
J12..... at Okla. State [25/24]	L.....	82-63
J16..... Nebraska	W.....	80-72
J20..... Baylor [6/7]	L.....	84-73
J23..... Texas Tech	W.....	78-39

J27..... Georgia [17/14]	W.....	65-57
J30..... Kansas	W.....	67-51
F3..... at Texas [25/25]	W.....	74-58
F6..... at Missouri	W.....	64-57
F9..... Colorado	W.....	82-66
F12..... Texas A&M [20/20]	W.....	68-56
F17..... at Baylor [8/8]	L.....	79-59
F20..... at Kansas State [15/15]	W.....	68-65
F23..... Oklahoma St [16/17]	W.....	81-71
F27..... at Texas Tech	W.....	65-55
M2..... Texas	L.....	65-50
M6..... at Texas A&M [16/17]	L.....	73-59
M11..... 4 - Missouri	(OT).....	70-64
M23..... 5 - Illinois State	W.....	69-61
M25..... 5 - Notre Dame	L (OT).....	79-75

- 1 - State Farm Classic (Chapel Hill, N.C.)
- 2 - ESPN Invitational (Tampa, Fla.)
- 3 - Caribbean Challenge (Cancun, Mexico)
- 4 - Big 12 Championship (Kansas City, Mo.)
- 5 - NCAA 1st and 2nd Rounds (W. Lafayette, Ind.)

» 2008-09

Record: 32-5, 15-1 Big 12
Home: 16-1, Away: 9-2, Neutral: 7-2
Big 12 Champions and NCAA Final Four

N15..... 1 - UC Riverside	W.....	88-57
N19..... 1 - Middle Tennessee	W.....	85-65
N21..... 1 - Arizona State [18/17]	W.....	70-57
N23..... 1 - North Carolina [4/3]	L.....	79-80
N26..... Marist	W.....	83-57
N30..... at Connecticut [1/1]	L.....	106-78
D3..... Creighton	W.....	69-49
D7..... at Arkansas State	W.....	87-57
D12..... 2 - CS-Bakersfield	W.....	105-84
D13..... 2 - California [9/7]	W.....	86-75
D21..... Tulsa	W.....	94-42
D30..... at Saint Louis	W.....	87-61
J4..... N.C. Central	W.....	89-25
J10..... at Nebraska	W.....	77-56
J14..... Kansas State [17/14]	W.....	64-48
J18..... Texas A&M [8/6]	W.....	71-59
J21..... at Colorado	W.....	72-58
J25..... Texas [14/16]	W.....	89-69
J28..... at Baylor [4/3]	W.....	56-51
J31..... Missouri	W.....	78-56

YEAR-BY-YEAR RESULTS



F2 3-Tennessee [12/15]	80-70
F8 at Oklahoma State	93-75
F11 Iowa State [16/20]	58-49
F14 at Kansas	69-54
F17 at Texas Tech	80-72
F21 Baylor [5/5]	66-58
F23 at Texas A&M [12/14]	57-56
F28 Okla. State	73-63
M4 Texas Tech	61-49
M8 at Texas [15/16]	74-62
M13 4-Kansas	76-59
M14 4-Texas A&M [10/9]	74-62
M22 5-(16) Prairie View	76-47
M24 5-(9) Georgia Tech	69-50
M29 6-(4) Pittsburgh [15/16]	70-59
M31 6-(6) Purdue	74-68
A5 7-(3) Louisville [7/7]	61-59

- 1-Preseason WNIT, Norman, Okla.
- 2-Basketball By the Bay Classic, San Jose, Calif.
- 3-At the Ford Center, Oklahoma City
- 4-Big 12 Championship, Oklahoma City
- 5-NCAA 1st and 2nd Rounds, Iowa City, Iowa
- 6-NCAA Oklahoma City Regional, Ford Center
- 7-NCAA Final Four, Scottrade Center, St. Louis

» 2009-10

Record: 27-11, 11-5 Big 12
Home: 13-3, Away: 8-5, Neutral: 6-3
NCAA Final Four

N13 Mercer	108-66
N15 Georgia (21)	62-51
N21 TCU	74-70
N26 1-South Carolina	75-67
N27 1-San Diego St. (23)	87-48
N28 1-Notre Dame (5)	81-71
D3 UT Arlington	100-67
D5 Arkansas	87-86
D9 Marist	80-71
D10 Army	59-46
D20 Creighton	67-58
D30 Cal State Fullerton	95-76
D33 Tennessee (4)	96-75
J9 Texas Tech	73-58
J13 Baylor (9)	57-47
J17 Texas A&M (8)	74-65
J20 Missouri	62-61
J23 Kansas	81-69
J27 Iowa State (22)	63-56
J30 Texas Tech	70-66
F3 Texas (17)	75-57
F6 Oklahoma State (10)	77-66
F10 Baylor (11)	62-60
F13 Colorado	65-55
F15 Connecticut (1)	76-60
F 21 Kansas State	64-58
F 24 Nebraska(3)	80-64
F 27 Texas (14)	75-60
M 2 Texas A&M (15)	78-55
M 7 Oklahoma State (20)	95-62
M12 2-Baylor (16)	59-54
M13 2-Oklahoma State (20)	74-69
M14 2-Texas A&M (11)	74-67
M21 3-(14) South Dakota St.	68-57
M23 3-(11) UALR	60-44
M28 4-(2) Notre Dame (7)	77-72
M30 4-(4) Kentucky (19)	88-68
A4 5-(1) Stanford (2)	73-66

- 1-U.S. Virgin Islands Paradise Jam, St. Thomas
- 2-Big 12 Championship, Kansas City
- 3-NCAA First & Second Rounds, Norman, Okla.
- 4-NCAA Regional, Kansas City
- 5-NCAA Women's Final Four, San Antonio

» 2010-11

Record: 23-12, 10-6 Big 12
Home: 15-8, Away: 5-8, Neutral: 3-2
NCAA Sweet 16

N13 at Milwaukee	76-59
N19 Western Illinois	84-43
N22 Fresno State	84-66
N26 1-UT Pan-American	116-66
N27 1-Gardner-Webb	84-75
N28 1-Prairie View A&M	78-55
D1 Sam Houston State	94-45
D5 at Ohio State	84-95
D8 Stephen F. Austin	84-57
D12 New Mexico	63-60
D19 at Arkansas	57-67
D29 Arkansas-Pine Bluff	118-52
J2 at TCU	69-76
J8 at Nebraska	70-50
J12 Kansas State	52-45
J16 at Texas	71-67
J19 Texas Tech	71-61
J23 at Kansas	75-57
J26 Texas A&M	78-80
J29 at Oklahoma State	82-77
F5 at Baylor	70-92
F9 at Texas A&M	71-92
F12 Missouri	69-47
F14 at UConn	45-86
F19 Texas	91-62
F23 at Colorado	68-73
F27 Baylor	81-82
M2 Oklahoma State	81-66
M5 at Texas Tech	56-61
M9 2-vs Texas Tech	71-69
M11 2-vs Texas A&M	68-81
M22 3-vs James Madison	86-72
M22 3-vs Miami	88-83
M26 4-vs Notre Dame	53-78

- 1 - Basketball Travelers Invitational (Norman, Okla.)
- 2 - Big 12 Championship (Kansas City, Mo.)
- 3 - NCAA First/Second Rounds (Charlottesville, Va.)
- 4 - NCAA Regional Semifinal (Dayton, Ohio)

» 2011-12

Record: 21-13, 11-7 Big 12
Home: 11-5, Away: 5-7, Neutral: 5-1
NCAA Second Round

N13 Sacramento State	117-55
N19 at New Mexico	58-56
N25 1-Liberty	76-45
N26 1-Vanderbilt	66-78
D4 Ohio State [18/17]	63-69
D8 Fresno State	66-69
D11 Milwaukee	72-50
D18 2-Ohio	89-57
D19 2-Syracuse	82-63
D20 2-Xavier	73-51
D28 TCU	82-54
J4 Iowa State	80-51
J8 Texas A&M [9/8]	58-57
J11 Texas Tech [10/14]	71-68
J14 Oklahoma State	63-66
J17 Kansas State [23/22]	65-57
J21 Texas	73-67
J26 Baylor [1/1]	58-89
J28 Missouri	62-59
J31 Kansas [NR/25]	74-68
F4 Oklahoma State	80-71
F6 Baylor [1/1]	54-81
F11 Missouri	64-60
F13 Connecticut [2/3]	55-73
F15 Kansas State	68-62
F18 Iowa State	71-77
F21 Texas A&M [14/11]	64-55
F25 Texas	62-87

F29 Texas Tech	71-62
M4 Kansas	77-83
M8 3-Missouri	70-59
M9 3-Texas A&M [22/14]	66-79
M18 4-Michigan	88-67
M20 4-St. John's [21/14]	70-74

- 1 - Vanderbilt Tournament, Nashville, Tenn.
- 2 - Duel in the Desert, Las Vegas, Nev.
- 3 - Big 12 Championship, Kansas City
- 4 - NCAA First and Second Rounds, Norman

» 2012-13

Record: 24-11, 11-7 Big 12
Home: 13-4, Away: 6-5, Neutral: 5-2
NCAA Sweet 16

N10 at Creighton	69-48
N14 UCLA	80-86
N18 Saint Louis	68-33
N23 1-vs Arkansas	73-70
N24 1-vs Oregon	100-61
N25 1-at Hawai'i	74-49
N29 Northwestern State	96-35
D2 Marist	68-55
D6 North Texas	71-68
D16 Vanderbilt	63-76
D20 UC Riverside	70-46
D29 CSU Northridge	79-57
J2 West Virginia	71-68
J5 at Texas	78-70
J9 at UConn	85-79
J12 Texas Tech	65-55
J15 at Iowa State	61-82
J19 Texas	69-56
J26 at Baylor	65-82
J30 TCU	74-53
F3 at West Virginia	63-82
F6 at Kansas State	74-68
F10 Oklahoma State	80-61
F14 Iowa State	68-72
F17 at Kansas	71-81
F20 Kansas State	72-57
F23 at Oklahoma State	62-83
F25 Baylor	64-86
M2 Kansas	85-77
M4 at Texas Tech	77-73
M9 2-vs West Virginia	65-64
M10 2-vs Iowa State	60-79
M23 3-vs Central Michigan	78-73
M25 3-vs UCLA	85-72
M31 4-vs Tennessee	59-74

- 1 - Rainbow Wahine Showdown (Honolulu, Hawai'i)
- 2 - Big 12 Championship (Dallas, Texas)
- 3 - NCAA First and Second Rounds (Columbus, Ohio)
- 4 - NCAA Regional (Oklahoma City, Okla.)

» 2013-14

Record: 18-15, 9-9 Big 12
Home: 14-5, Away: 4-8, Neutral: 0-2
NCAA First Round

N8 1-Stetson	78-60
N10 1-Wichita State	89-70
N14 1-(25) Gonzaga	82-78
N17 1-(6) Louisville	92-97
N20 UT-Arlington	99-46
N24 at UCLA	76-82
D1 Creighton	80-52
D4 Western Illinois	97-80
D8 2-Duke	85-94
D15 JUMES	105-46
D18 2-at Fairfield	79-51
D21 at Marist	69-76
D29 Samford	66-35
J2 at Texas Tech	68-38
J5 (14) Iowa State	75-82
J8 at Texas	74-79
J11 Kansas State	61-50
J18 at West Virginia	63-77
J21 at (20) Iowa State	75-54
J25 TCU	63-52
J29 at Kansas State	78-86



YEAR-BY-YEAR RESULTS

F1.....(11) Oklahoma State.....W.....	81-74
F3.....(7) Baylor.....L.....	67-81
F9.....at Kansas.....W.....	81-71
F13.....(13) West Virginia.....L.....	75-76
F16.....at (12) Oklahoma State.....L.....	57-73
F19.....Texas.....W.....	64-63
F22.....Kansas.....W.....	64-61
F24.....at (6) Baylor.....L.....	89-96
M1.....at TCU.....L.....	66-76
M3.....Texas Tech.....W.....	87-32
M8.....3-Texas.....L.....	72-82
M22.....4-(23) DePaul.....L.....	100-104

- 1 - Preseason WNIT, Campus Sites (Norman, Okla.)
- 2 - AT Webster Bank Arena, Bridgeport, Conn.
- 3 - Big 12 Championship, Chesapeake Energy Arena (Oklahoma City)
- 4 - NCAA First Round, Cameron Indoor Stadium (Durham, N.C.)

» 2014-15

Record: 21-12, 13-5 Big 12
Home: 12-1, Away: 6-8, Neutral: 3-3
NCAA Second Round

N14.....Washington.....W.....	90-80
N18.....Lamar.....W.....	100-73
N21.....Bradley.....W.....	104-55
N27.....1-South Florida.....L.....	68-83
N28.....1-Kentucky.....L (OT).....	88-92
N29.....1-Illinois.....W(2OT).....	78-76
D7.....at North Texas.....W.....	68-39
D14.....at UALR.....L.....	62-66
D17.....at (13) Duke.....L.....	72-92
D21.....2-Arkansas.....L.....	64-71
D30.....Yale.....W.....	71-54
J4.....West Virginia.....W.....	71-60
J7.....at Kansas.....W.....	69-57
J10.....at Texas Tech.....W.....	75-58
J14.....(5) Texas.....W.....	70-59
J17.....at TCU.....W.....	97-81
J19.....Oklahoma State.....W.....	73-54
J24.....Texas Tech.....W.....	70-64
J29.....at (13) Texas.....L (OT).....	81-84
F1.....at West Virginia.....L.....	69-78
F4.....Iowa State.....W.....	75-66
F7.....Kansas State.....W.....	66-58
F11.....at (6) Baylor.....L.....	89-66
F14.....TCU.....W.....	77-54
F17.....at Iowa State.....L (OT).....	76-84
F21.....at Kansas State.....W.....	73-64
F25.....(3) Baylor.....W.....	68-64
F28.....Kansas.....L.....	58-65
M2.....at Oklahoma State.....W.....	66-56
M7.....3 - West Virginia.....W.....	67-55
M8.....3 - Texas.....L.....	46-59
M21.....4-Quinnipiac.....W.....	111-84
M23.....4-(17) Stanford.....L.....	76-86

- 1 - Paradise Jam Tournament (Virgin Islands)
- 2 - SEC/Big 12 Challenge (Little Rock, Ark.)
- 3 - Big 12 Championship (Dallas, Texas)
- 4 - NCAA First and Second Round, Maples Pavilion (Stanford, Calif.)

» 2015-16

Record: 22-11, 11-7 Big 12
Home: 11-3 Away: 7-6, Neutral: 4-2
NCAA Second Round

N13.....Winthrop.....W.....	78-48
N16.....North Texas.....L.....	57-61
N19.....BYU.....W.....	73-47
N22.....at Bradley.....W.....	79-46
N26.....1-vs. Utah.....W.....	70-55
N28.....1-vs. Boston College.....W.....	76-61
D2.....Little Rock.....W.....	65-52
D6.....at Washington.....W.....	71-68
D9.....at Tulsa.....W.....	75-62
D13.....UTSA.....W.....	80-41

D20.....2-vs. (18) Texas A&M.....L.....	68-74
D30.....Kansas.....W.....	67-44
J3.....at (4) Baylor.....L.....	68-78
J6.....at TCU.....W.....	78-65
J10.....Kansas State.....W.....	68-58
J16.....at Oklahoma State.....L.....	42-73
J20.....Texas Tech.....W.....	92-53
J23.....at (6) Texas.....L.....	76-83
J27.....West Virginia.....W.....	57-54
J30.....at Iowa State.....W.....	77-71
F3.....(25) Oklahoma State.....L.....	69-71
F6.....TCU.....W.....	77-64
F9.....at Kansas State.....L.....	71-87
F14.....(6) Texas.....W.....	74-56
F17.....at (24) West Virginia.....L.....	55-63
F20.....at Kansas.....W.....	72-66
F22.....(4) Baylor.....L.....	70-78
F27.....Iowa State.....W.....	85-54
M1.....at Texas Tech.....W.....	70-60
M5.....3-vs. Oklahoma State.....W.....	61-43
M6.....3-vs. (4) Baylor.....L.....	57-84
M19.....4-vs. Purdue.....W.....	61-45
M21.....4-at (12) Kentucky.....L.....	58-79

- 1 - Junkanoo Jam (Freeport, Bahamas)
- 2 - SEC/Big 12 Challenge (Oklahoma City, Okla.)
- 3 - Big 12 Championship (Oklahoma City, Okla.)
- 4 - NCAA First and Second Rounds, Memorial Coliseum (Lexington, Ky.)

» 2016-17

Record: 23-10, 13-5 Big 12
Home: 14-2, Away: 6-5, Neutral: 3-3
NCAA Second Round

N13.....Southern Illinois.....W.....	80-48
N16.....Little Rock.....W.....	68-58
N19.....at BYU.....W.....	68-61
N23.....South Dakota State.....W.....	74-60
N27.....Colorado State.....W.....	70-55
D1.....1-at (17) Kentucky.....L.....	82-68
D4.....Oral Roberts.....L.....	74-67
D8.....UTRGV.....W.....	92-59
D11.....Tulsa.....W.....	85-68
D19.....2-Xavier.....W.....	81-69
D20.....2-California.....L.....	82-74
D21.....2-Portland State.....W.....	74-60
D29.....at Kansas.....W.....	84-54
J1.....TCU.....W.....	87-72
J4.....(25) Kansas State.....W (OT).....	85-80
J8.....at (17) West Virginia.....L.....	83-73
J11.....at Iowa State.....W.....	67-57
J14.....Texas Tech.....W.....	66-45
J17.....at (12) Texas.....L.....	86-68
J22.....Oklahoma State.....W.....	68-62
J25.....Iowa State.....W.....	78-63
J29.....at (2) Baylor.....L.....	92-58
F1.....Kansas.....W.....	89-52
F4.....at Oklahoma State.....W.....	66-60
F7.....West Virginia.....W (2OT).....	90-87
F11.....Texas Tech.....W.....	64-56
F18.....(8) Texas.....W.....	74-73
F21.....Kansas State.....L.....	79-71
F25.....at TCU.....W.....	73-64
F27.....(2) Baylor.....L.....	103-64
M4.....3-West Virginia.....L.....	82-58
M18.....4-Gonzaga.....W.....	75-62
M20.....4-(12) Washington.....L.....	108-82

- 1 - SEC/Big 12 Challenge (Lexington, Ky.)
- 2 - Puerto Rico Classic (Las Vegas, Nev.)
- 3 - Big 12 Championship (Oklahoma City, Okla.)
- 4 - NCAA First and Second Rounds, Alaska Airlines Arena (Seattle, Wash.)

» 2017-18

Record: 16-15, 11-7 Big 12
Home: 10-4, Away: 6-8, Neutral: 0-3
NCAA First Round

N10.....Belmont.....W.....	96-73
N13.....at DePaul.....L (OT).....	108-111
N17.....SMU.....W.....	87-75
N21.....at Colorado State.....W.....	78-46
N25.....1-at (10) Oregon.....L.....	74-92
N28.....at Little Rock.....L.....	56-68
D3.....2-Florida.....L.....	61-80
D6.....at South Dakota State.....L.....	61-67
D9.....(16) South Florida.....W.....	79-74
D16.....New Mexico.....W.....	105-63
D19.....3-vs. (1) Connecticut.....L.....	64-88
D28.....(8) Texas.....L.....	74-88
D31.....at Iowa State.....W.....	74-69
J4.....TCU.....W.....	84-71
J7.....at (20) Oklahoma State.....L.....	82-96
J10.....at Texas Tech.....W.....	73-52
J14.....(5) Baylor.....L.....	52-74
J17.....at Kansas State.....W.....	76-71
J20.....(24) Oklahoma State.....L.....	67-70
J24.....Kansas.....W.....	97-64
J27.....at (24) TCU.....L.....	58-62
J31.....Kansas State.....W.....	68-49
F3.....(21) West Virginia.....W.....	76-57
F5.....at (3) Baylor.....L.....	65-74
F10.....at Kansas.....W.....	72-52
F17.....at West Virginia.....W (OT).....	79-77
F21.....Iowa State.....W.....	80-71
F24.....Texas Tech.....W.....	79-61
F27.....at (7) Texas.....L.....	66-79
M3.....4-vs. TCU.....L.....	83-90
M16.....5-vs. DePaul.....L.....	79-90

- 1 - PK80 Invitational (Eugene, Ore.)
- 2 - Big 12/SEC Challenge (Norman, Okla.)
- 3 - Women's Holiday Showcase (Uncaville, Conn.)
- 4 - Big 12 Championship (Oklahoma City, Okla.)
- 5 - NCAA First and Second Rounds, Reed Arena (College Station, Texas)



» YEAR-BY-YEAR COACHING RECORDS

Year	Coach	Overall			Conference			Std.	Postseason
		W	L	Pct	W	L	Pct		
1974-75	Amy Dahl	2	14	.125	-	-	-		
1975-76	Cathie Schweitzer	3	14	.176	-	-	-		
1976-77	Cathie Schweitzer	4	20	.167	-	-	-		
1977-78	Cathie Schweitzer	20	12	.625	-	-	-		
1978-79	Doyle Parrack	13	16	.448	-	-	-		
1979-80	Doyle Parrack	17	16	.515	-	-	-		
1980-81	Maura McHugh	21	11	.656	-	-	-		
1981-82	Maura McHugh	17	14	.548	-	-	-		
1982-83	Maura McHugh	17	11	.607	7	7	.500	4th	
1983-84	Maura McHugh	22	10	.688	8	6	.571	3rd	WNIT (1-2)
1984-85	Maura McHugh	23	7	.767	10	4	.714	2nd	
1985-86	Maura McHugh	24	7	.774	10	4	.714	1st	NCAA Sweet 16 (2-1)
1986-87	Maura McHugh	18	10	.643	6	7	.462	t5th	
1987-88	Valerie Goodwin-Colbert	14	13	.519	7	7	.500	5th	
1988-89	Valerie Goodwin-Colbert	11	16	.407	4	10	.286	8th	
1989-90	Valerie Goodwin-Colbert	7	22	.241	2	12	.143	t7th	
1990-91	Gary Hudson	10	18	.357	4	9	.308	7th	
1991-92	Gary Hudson	17	12	.586	7	7	.500	4th	
1992-93	Gary Hudson	12	15	.444	6	8	.429	6th	
1993-94	Burl Plunkett	18	12	.600	7	7	.500	5th	WNIT Champions (3-0)
1994-95	Burl Plunkett	22	9	.710	11	3	.786	2nd	NCAA Second Round (1-1)
1995-96	Burl Plunkett	12	15	.444	4	10	.286	7th	
1996-97	Sherri Coale	5	22	.185	1	15	.063	12th	
1997-98	Sherri Coale	8	19	.296	4	12	.250	9th	
1998-99	Sherri Coale	15	14	.517	8	8	.500	t5th	WNIT Second Round (1-1)
1999-00	Sherri Coale	25	8	.758	13	3	.813	1st	NCAA Sweet 16 (2-1)
2000-01	Sherri Coale	28	6	.824	15	1	.938	1st	NCAA Sweet 16 (2-1)
2001-02	Sherri Coale	32	4	.889	14	2	.875	1st	NCAA Runner-Up (5-1)
2002-03	Sherri Coale	19	13	.594	9	7	.563	t5th	NCAA First Round (0-1)
2003-04	Sherri Coale	24	9	.727	9	7	.563	6th	NCAA Second Round (1-1)
2004-05	Sherri Coale	17	13	.567	8	8	.500	t6th	NCAA First Round (0-1)
2005-06	Sherri Coale	31	5	.861	16	0	1.000	1st	NCAA Sweet 16 (2-1)
2006-07	Sherri Coale	28	5	.848	13	3	.813	t1st	NCAA Sweet 16 (2-1)
2007-08	Sherri Coale	22	9	.710	11	5	.688	t3rd	NCAA Second Round (1-1)
2008-09	Sherri Coale	32	5	.865	15	1	.938	1st	NCAA Final Four (4-1)
2009-10	Sherri Coale	27	11	.711	11	5	.688	t2nd	NCAA Final Four (4-1)
2010-11	Sherri Coale	23	12	.657	10	6	.625	t3rd	NCAA Sweet 16 (2-1)
2011-12	Sherri Coale	21	13	.618	11	7	.611	t2nd	NCAA Second Round (1-1)
2012-13	Sherri Coale	24	11	.686	11	7	.611	t2nd	NCAA Sweet 16 (2-1)
2013-14	Sherri Coale	18	15	.545	9	9	.500	t5th	NCAA First Round (0-1)
2014-15	Sherri Coale	21	12	.636	13	5	.722	2nd	NCAA Second Round (1-1)
2015-16	Sherri Coale	22	11	.667	11	7	.611	t4th	NCAA Second Round (1-1)
2016-17	Sherri Coale	23	10	.697	13	5	.722	3rd	NCAA Second Round (1-1)
2017-18	Sherri Coale	16	15	.516	11	7	.611	t3rd	NCAA First Round (0-1)
TOTAL	8 Head Coaches	805	536	.600	329	231	.588	24 Postseason Appearances	

» CAREER COACHING RECORDS

Coach	Seasons	Years	Overall			Conference		
			W	L	PCT	W	L	PCT
Coale	1997-Present	22	481	242	.665	236	130	.645
McHugh	1981-87	7	142	70	.670	41	28	.594
Plunkett	1994-96	3	52	36	.591	22	20	.524
Parrack	1979-80	2	30	32	.484	-	-	-
Hudson	1991-93	3	39	45	.464	17	24	.415
Goodwin-Colbert	1988-90	3	32	51	.386	13	29	.310
Schweitzer	1976-78	3	27	46	.370	-	-	-
Dahl	1975	1	2	14	.125	-	-	-



NON-CONFERENCE TOURNAMENTS

▶ ARKANSAS CLASSIC Jonesboro, Ark.

1992-93
vs. Mercer W 69-60

▶ BASKETBALL TRAVELERS INVITATIONAL Norman, Okla.

2010-11
vs. UT-Pan American ... W 116-66
vs. Gardner Webb W 84-75
vs. Prairie View A&M ... W 78-55

▶ BERTHA TEAGUE CLASSIC

1994-95 (Stillwater, Okla.)
vs. Rice W 89-59
vs. Minnesota W 74-64

1995-96 (Norman, Okla.)
vs. Oral Roberts W 63-40
vs. Grambling State W 100-66

1996-97 (Stillwater, Okla.)
vs. Oral Roberts W 62-50
vs. Southern Utah L 63-64

1998-99 (Norman, Okla.)
vs. Denver W 80-52
vs. Stephen F. Austin ... W 91-72

1999-90 (Norman, Okla.)
vs. Oral Roberts W 83-66
vs. Tulsa W 93-70

2000-01 (Tulsa, Okla.)
vs. Tulsa W 80-49
vs. Oral Roberts W 87-56

2001-02 (Stillwater, Okla.)
vs. Oral Roberts W 73-38
vs. Tulsa W 75-52

2002-03 (Tulsa, Okla.)
at Tulsa W 65-61
vs. Oral Roberts W 70-42

2003-04 (Oklahoma City, Okla.)
vs. Oral Roberts W 90-48

2004-05 (Tulsa, Okla.)
vs. Tulsa L 59-67

2005-06 (Stillwater, Okla.)
vs. Oral Roberts W 107-76

▶ BASKETBALL BY THE BAY San Jose, Calif.

2008-09
vs. Cal State Bakersfield .. W 105-84
vs. California W 86-75

▶ BIG 12/ACC CHALLENGE

2000-01
at North Carolina W 94-77



▶ At the Basketball By the Bay event in 2008, Oklahoma rallied from 26 points down to defeat California, 86-75, in San Jose, Calif. The comeback ranks as the second-largest deficit overcome in NCAA Division I history.

▶ BIG 12/SEC CHALLENGE

2003-04
vs. Tennessee L 55-71

2014-15 (Little Rock, Ark.)
vs. Arkansas L 64-71

2015-16 (Oklahoma City, Okla.)
vs. Texas A&M L 68-78

2016-17
at Kentucky L 68-82

2017-18
Florida L 61-80

▶ BOWLING GREEN INVITATIONAL Bowling Green, Ky.

1985-86
vs. Middle Tennessee... W 83-75
at Western Kentucky ... W 89-81

▶ BYU TOURNAMENT Provo, Utah

1989-90
vs. Montana State L 80-86
at BYU L 77-108

▶ CUNCUN CLASSIC Cancun, Mexico

1998-99
vs. UAB L 61-62
vs. Coppin State W 103-74

▶ CAPITOL CLASSIC Washington, D.C.

1993-94
vs. Illinois State W 69-56
at George Washington ... L 74-88

▶ CARDINAL CLASSIC Stanford, Calif.

1987-88
vs. Simon Fraser W 83-66
at Stanford L 66-91

▶ CARIBBEAN CLASSIC Cancun, Mexico

2007-08
vs. Arizona State W 69-57
vs. Mississippi State ... W 87-73

▶ COACHES VS. CANCER CLASSIC Madison, Wis.

2000-01
vs. Georgia L 70-94
at Wisconsin L 77-97

▶ DIAL CLASSIC Pullman, Wash.

1994-95
vs. Utah W 72-68
at Washington State ... W 85-79

NON-CONFERENCE TOURNAMENTS



► DOMINO'S CLASSIC College Station, Texas

1990-91

vs. Washington State ... L 50-84
vs. Eastern Washington ... W 82-71

► DUEL IN THE DESERT Las Vegas, Nev.

2011-12

vs. Ohio W 89-57
vs. Syracuse W 82-63
vs. Xavier W 73-51

► ESPNU INVITATIONAL Tampa, Fla.

2007-08

vs. Tennessee L 67-70

► HAWAII REGENT CLASSIC Honolulu, Hawaii

1999-00

vs. Arizona L 59-75
at Hawaii W 67-53
vs. Tennessee Tech L 64-74

► HOLIDAY CLASSIC Norman, Okla.

1993-94

vs. Michigan W 96-88
vs. Southern W 100-72

► JUNKANOO JAM

1995-96 (Nassau, Bahamas)

vs. Alabama L 62-71
vs. VCU W 84-52

2004-05 (Grand Bahama Island)

vs. Akron W 88-40
vs. Iowa L 47-54

2015-16 (Freeport, Bahamas)

vs. Utah W 70-55
vs. Boston College W 76-61

► LADY AGGIE CLASSIC College Station, Texas

1979-80

vs. McNeese State L 46-61
vs. Baylor W 66-48
vs. Memphis L 53-54
vs. Texas A&M L 53-71
vs. SW Missouri State .. W 68-66

► LMU THANKSGIVING CLASSIC Los Angeles, Calif.

1997-98

at Loyola Marymount ... W 63-55
vs. North Carolina L 61-68

► MIAMI NEW YEAR'S CLASSIC Miami, Fla.

1984-85

vs. New Hampshire W 73-42
vs. Rutgers L 72-80
vs. St. Joseph's L 75-76

1985-86

vs. Dayton W 64-46
vs. James Madison W 57-55
vs. La Salle W 71-68

► NEW MEXICO STATE TOURNAMENT Las Cruces, N.M.

1977-78

at New Mexico State ... W 71-61
at New Mexico State L 61-77
vs. New Mexico W 75-74

1986-87

vs. UTSA W 67-53
at New Mexico State ... W 80-71

► NIKE CLASSIC Eugene, Ore.

2004-05

vs. Louisiana Tech W 86-59

► NORTH TEXAS TOURNAMENT Denton, Texas

1978-79

at North Texas L 62-80
vs. Texas A&M L 49-58

1980-81

at North Texas W 84-53
vs. Texas Southern L 72-80

► ODWALLA CLASSIC San Francisco, Calif.

2005-06

vs. Iowa W 85-68
at San Francisco W 53-51

► ORANGE BOWL CLASSIC Miami, Fla.

1992-93

vs. Texas Tech L 56-93
vs. Old Dominion L 54-60
vs. Bucknell W 84-60

► PARADISE JAM CLASSIC St. Thomas, U.S. V.I.

2009-10

vs. South Carolina W 75-67

2014-15

vs. South Florida L 68-83
vs. Kentucky L 88-92 (OT)
vs. Illinois W 78-76 (2OT)

► PEPPERDINE INVITATIONAL Malibu, Calif.

2003-04

vs. Siena W 85-70
at Pepperdine W 95-77

► PUERTO RICO CLASSIC Las Vegas, Nev.

2016-17

vs. Xavier W 81-69
vs. California L 74-82
vs. Portland State W 74-60

► PHILLIPS TOURNAMENT Enid, Okla.

1977-78

vs. Tulsa W 95-52
at Phillips L 75-84

► PHOENIX CLASSIC Enid, Okla.

1989-90

vs. Eastern Illinois L 88-110
vs. Northern Iowa W 78-76

► PK80 INVITATIONAL Eugene, Ore.

2017-18

at Oregon L 74-92

► PRESEASON WNIT

1994-95

at Montana L 64-76

2005-06

Wisconsin-Milwaukee .. W 89-57
SMU W 80-43
at New Mexico W 74-63
at Connecticut L 62-82

2008-09

UC-Riverside W 88-57
Middle Tennessee W 85-65
Arizona State W 70-57
North Carolina L 79-80

2013-14

Stetson W 78-60
Wichita State W 89-70
Gonzaga W 82-78
Louisville L 92-97 (OT)

► RAINBOW WAHINE CLASSIC Honolulu, Hawaii

1987-88

vs. Penn State L 63-86
vs. California L 66-81
vs. Northern Arizona L 47-68

1991-92

at Hawaii L 82-95
vs. Howard W 81-61



NON-CONFERENCE TOURNAMENTS



► Oklahoma participated in the PK80 Invitational last season, a one-time event honoring Nike founder Phil Knight. The Sooners were one of four teams to play in the event, taking on Oregon last season in Eugene, Ore.

2002-03

vs. Fordham W 90-62
vs. North Carolina W 66-63
vs. Connecticut L 60-73

2012-13

vs. Arkansas W 73-70
vs. Oregon W 100-61
at Hawaii W 74-49

► REDSTORM CHRISTMAS INVITE Jamaica, N.Y.

1996-97
vs. Memphis L 65-71
vs. Northeastern W 76-54

► SHOCKER CLASSIC Wichita, Kan.

1976-77
at Wichita State L 58-70
vs. Simpson W 88-69
vs. Colorado State L 56-59

► SOONER THANKSGIVING CLASSIC Norman, Okla.

1989-90
Sam Houston State L 86-90
Arkansas State W 102-73

► STATE FARM TIP-OFF CLASSIC

2001-02 (Durham, N.C.)
vs. Purdue W 80-75

2002-03 (Knoxville, Tenn.)
at Tennessee L 68-94

2007-08 (Chapel Hill, N.C.)
vs. Maryland L 66-76

► SW MISSOURI STATE TOURNAMENT Springfield, Mo.

1978-79
vs. NW Missouri State ... L 44-74
vs. Wichita State W 61-50
vs. Texas A&M L 45-52

1979-80
vs. Wichita State W 62-56
vs. Omaha W 67-40
vs. Southern Illinois W 58-46

► UTSA CLASSIC San Antonio, Texas

1997-98
vs. Stephen F. Austin L 58-82
at UTSA W 66-53

► VANDERBILT INVITATIONAL Nashville, Tenn.

2011-12
vs. Liberty W 76-45
at Vanderbilt W 66-78

► WAKIKI BEACH MARRIOTT CLASSIC Honolulu, Hawaii

2006-07
vs. Eastern Kentucky W 92-79
at Hawaii W 76-56

► WASHINGTON TOURNAMENT Seattle, Wash.

1986-87
vs. Notre Dame W 57-54
at Washington L 64-83

► WASHINGTON STATE TOURNAMENT Pullman, Wash.

1983-84
vs. Southern Illinois L 62-82
vs. Portland State W 85-67

► WOMEN'S HOLIDAY SHOWCASE Uncasville, Conn.

2017-18
vs. Connecticut L 64-88

RECORD BY CONFERENCE



CONFERENCE/TEAM W L

DIVISION I

AMERICA EAST (2-0) W L

Hartford	1	0
New Hampshire	1	0

AMERICAN ATHLETIC (50-28) W L

Connecticut	0	11
Houston	2	0
Memphis	0	2
SMU	7	5
South Florida	1	1
Tulane	1	1
Tulsa	26	2
Wichita State	13	6

ATLANTIC COAST (8-7) W L

Boston College	1	0
Duke	1	2
Georgia Tech	1	0
Louisville	0	2
Notre Dame	2	3
Pittsburgh	2	0
Syracuse	1	0

ATLANTIC 10 (6-3) W L

Dayton	1	0
Fordham	1	0
George Washington	0	2
La Salle	1	0
St. Joseph's	0	1
Saint Louis	2	0
VCU	1	0

ATLANTIC SUN (1-0) W L

Stetson	1	0
---------	---	---

BIG 12 (296-212) W L

Baylor	26	27
Iowa State	41	23
Kansas	39	30
Kansas State	40	25
Oklahoma State	61	42
Texas	25	31
TCU	22	6
Texas Tech	34	22
West Virginia	8	8

BIG EAST (10-5) W L

Butler	1	0
Creighton	5	0
DePaul	1	3
Marquette	1	0
St. John's	0	1
Villanova	1	0
Xavier	1	1

BIG SKY (7-4) W L

Eastern Washington	1	0
Montana	0	1
Montana State	2	1
Northern Arizona	1	1
Northern Colorado	1	0
Portland State	1	0
Sacramento State	1	0
Southern Utah	0	1

BIG SOUTH (2-0) W L

Gardner-Webb	1	0
Liberty	1	0
Winthrop	1	0

BIG TEN (41-35) W L

Illinois	3	1
Iowa	1	2
Maryland	0	1
Michigan	2	0
Michigan State	1	1
Minnesota	2	0
Nebraska	27	23
Ohio State	0	4
Penn State	1	1
Purdue	4	0
Rutgers	0	1
Wisconsin	0	1

BIG WEST (8-2) W L

Cal State Fullerton	1	0
Cal State Northridge	1	0
California-Riverside	2	0
Hawaii	3	1
UC Santa Barbara	1	1

COLONIAL (3-0) W L

Northeastern	1	0
James Madison	2	0

CONFERENCE USA (33-9) W L

Louisiana Tech	1	4
Middle Tennessee	2	0
North Texas	21	3
Old Dominion	0	1
Rice	2	0
UTSA	6	0
UAB	0	1
Western Kentucky	1	0

IVY (1-0) W L

Yale	1	0
------	---	---

HORIZON (3-0) W L

Milwaukee	3	0
-----------	---	---

METRO ATLANTIC (6-1) W L

Fairfield	1	0
Marist	4	1
Siena	1	0
Quinnipiac	1	0

MID-AMERICAN (3-0) W L

Akron	1	0
Central Michigan	1	0
Ohio	1	0

MEAC (3-0) W L

Howard	1	0
Maryland Eastern Shore	1	0
North Carolina Central	1	0

MISSOURI VALLEY (12-7) W L

Bradley	2	0
Drake	0	3
Illinois State	3	0
Missouri State	4	3
Northern Iowa	1	0
Southern Illinois	2	1

MOUNTAIN WEST (17-6) W L

Colorado State	4	1
Fresno State	1	1
New Mexico	10	2
San Diego State	1	1
UNLV	1	1

OHIO VALLEY (7-2) W L

Belmont	1	0
Eastern Illinois	0	1
Eastern Kentucky	1	0
SE Missouri State	4	0
Tennessee Tech	1	1

PACIFIC 12 (35-54) W L

Arizona	0	2
Arizona State	2	1
California	1	3
Colorado	22	34
Oregon	1	1
Southern California	0	1
Stanford	2	5
UCLA	3	3
Utah	1	0
Washington	2	3
Washington State	1	1

PATRIOT (4-0) W L

Army	1	0
Boston University	1	0
Bucknell	1	0
Loyola (Md.)	1	0

SOUTHEASTERN (76-75) W L

Alabama	0	1
Arkansas	10	7
Florida	0	1
Georgia	1	4
Kentucky	1	3
Mississippi State	1	0
Ole Miss	1	2
Missouri	30	29
South Carolina	3	0
Tennessee	1	5
Texas A&M	27	21
Vanderbilt	1	2

SOUTHERN (2-1) W L

Chattanooga	0	1
Mercer	2	0
Samford	1	0

SOUTHLAND (16-6) W L

Abilene Christian	1	0
Central Arkansas	1	0
Lamar	2	0
McNeese State	2	1
Northwestern State	1	0
Sam Houston State	3	1
Southeastern Louisiana	1	0
Stephen F. Austin	5	4

SUMMIT (26-16) W L

Denver	2	0
Omaha	1	0
Oral Roberts	21	15
South Dakota State	2	1

SUN BELT (24-8) W L

Arkansas State	4	1
Georgia State	1	0
Little Rock	6	2
Louisiana-Monroe	2	2
Texas State	1	0
UT-Arlington	10	3

SWAC (16-3) W L

Arkansas-Pine Bluff	2	0
Grambling	1	0
Jackson State	1	0
Mississippi Valley State	0	1
Prairie View A&M	8	0
Southern	1	1
Texas Southern	3	1

WAC (10-2) W L

Cal State Bakersfield	1	0
New Mexico State	3	2
UMKC	1	0
UTRGV	5	0

WEST COAST (18-2) W L

BYU	5	1
Gonzaga	2	0
Loyola Marymount	1	1
Pepperdine	3	1
Portland	1	0
San Diego	4	0
San Francisco	1	0
UMKC	1	0

**Includes current Division I teams



RECORD BY LOCATION

TEAM/STATE W L

ARIZONA (1-3)

Arizona State	0	1
Northern Arizona	0	1
Marist	1	0
Stanford	0	1

ARKANSAS (6-9)

Arkansas	3	6
Arkansas State	1	1
Little Rock	1	2
Mercer	1	0

BAHAMAS (4-2)

Alabama	0	1
Akron	1	0
Boston College	1	0
Iowa	0	1
Utah	1	0
VCU	1	0

CALIFORNIA (14-11)

California	1	0
Cal State Bakersfield	1	0
Fresno State	0	1
Iowa	1	0
Loyola Marymount	1	1
Pepperdine	2	1
Quinnipiac	1	0
San Diego	2	0
San Diego State	0	1
Siena	1	0
Simon Fraser	1	0
Southern California	0	1
Stanford	0	2
UCLA	1	2
UC Santa Barbara	1	1

COLORADO (10-20)

BYU	1	0
Colorado	6	17
Colorado State	1	0
Denver	1	0
Iowa State	0	1
Kansas	0	1
Oklahoma State	0	1
Pepperdine	1	0

CONNECTICUT (1-5)

Connecticut	0	5
Fairfield	1	0

FLORIDA (6-8)

Boston University	1	0
Bucknell	1	0
Dayton	1	0
Iowa	0	1
James Madison	0	1
La Salle	1	0
Miami (Fla.)	0	2
New Hampshire	1	0
Old Dominion	0	1
Rutgers	0	1
St. Joseph's	0	1
Tennessee	0	1
Texas Tech	0	1

GEORGIA (0-2)

Georgia	0	2
---------	---	---

HAWAII (10-6)

Arizona	0	1
Arkansas	1	0
California	0	1
Connecticut	0	1
Eastern Kentucky	1	0
Fordham	1	0
Hawaii	3	1
Howard	1	0
North Carolina	1	0
Northern Arizona	1	0
Oregon	1	0
Penn State	0	1
Tennessee Tech	0	1

IDAHO (2-0)

Colorado	1	0
Texas Tech	1	0

ILLINOIS (4-2)

Bradley	1	0
DePaul	0	1
Illinois	1	1
Illinois State	1	0
Southern Illinois	1	0

INDIANA (3-1)

BYU	1	0
Illinois State	1	0
Notre Dame	0	1
Purdue	1	0

IOWA (5-15)

Drake	0	1
Georgia Tech	1	0
Iowa State	13	14
Prairie View A&M	1	0

KANSAS (45-48)

Colorado	0	4
Colorado State	0	1
Kansas	16	17
Kansas State	17	14
Missouri	2	3
Nebraska	2	1
Oklahoma State	1	2
Simpson	1	0
Wichita State	4	5

KENTUCKY (3-2)

Middle Tennessee	1	0
Kentucky	0	2
Purdue	1	0
Western Kentucky	1	0

LOUISIANA (3-4)

Louisiana-Monroe	0	1
Louisiana Tech	0	2
Loyola (Md.)	1	0
McNeese State	1	0
Southeastern La.	1	0
Tulane	0	1

MEXICO (2-1)

Arizona State	1	0
Mississippi State	1	0
UAB	0	1

MICHIGAN (1-0)

Michigan State	1	0
----------------	---	---

MINNESOTA (1-0)

Minnesota	1	0
-----------	---	---

MISSISSIPPI (0-1)

Ole Miss	0	1
----------	---	---

MISSOURI (29-34)

Baylor	2	0
Colorado	1	1
Iowa State	2	1
Kansas	2	0
Kansas State	1	2
Louisville	0	1
Missouri	12	18
Missouri State	2	2
Omaha	1	0
NW Missouri State	0	1
Notre Dame	1	0
Oklahoma State	2	2
Saint Louis	1	0
Texas	0	2
Texas A&M	1	4
Wichita State	2	0

MONTANA (1-1)

Montana	0	1
Montana State	1	0

NEBRASKA (10-18)

Colorado	0	1
Creighton	2	0
Iowa State	0	1
Nebraska	8	16

NEVADA (6-1)

California	0	1
Ohio	1	0
Portland State	1	0
Syracuse	1	0
UNLV	1	0
Xavier	2	0

NEW MEXICO (8-2)

New Mexico	5	1
New Mexico State	2	1
UTSA	1	0

NEW YORK (3-2)

Army	1	0
Marist	1	1
Memphis	0	1
Northeastern	1	0

NORTH CAROLINA (2-3)

DePaul	0	1
Duke	0	1
Maryland	0	1
North Carolina	1	0
Purdue	1	0

OHIO (2-3)

Central Michigan	1	0
Notre Dame	0	1
Ole Miss	0	1
Ohio State	0	2
UCLA	1	0

OKLAHOMA (497-219)

Abilene Christian	1	0
Arizona State	1	0
Arkansas	6	2
Arkansas-Little Rock	4	0
Arkansas-Pine Bluff	2	0
Arkansas State	2	0
Baylor	12	13
Belmont	0	1
Bradley	1	0

RECORD BY STATE



BYU	1	0	Phillips	3	5	Louisiana Tech	0	1
California-Riverside	2	0	Pittsburgh	1	0	Marquette	1	0
Cal State Fullerton	1	0	Rice	2	0	McNeese State	0	1
Cal State Northridge	1	0	Sacramento State	1	0	Memphis	0	1
Cameron	4	0	St. Gregory's	0	2	Midwestern State	1	0
Central Arkansas	1	0	St. John's	0	1	New Mexico State	1	0
Central Michigan	1	0	Saint Louis	1	0	North Texas	9	2
Central Missouri State	0	1	Sam Houston State	3	1	Penn State	1	0
Central Oklahoma	4	5	Samford	1	0	Pittsburgh	1	0
Colorado	12	10	San Diego	2	0	Prairie View A&M	3	0
Colorado State	2	1	South Carolina	1	0	SE Missouri State	1	0
Connecticut	0	2	South Dakota State	1	0	SMU	3	3
Creighton	2	0	SE Missouri State	3	0	Stephen F. Austin	2	3
Denver	1	0	SE Okla. State	3	2	Texas	9	19
DePaul	1	0	SMU	4	2	UT-Arlington	4	1
Drake	0	2	Stetson	1	0	UTSA	1	0
Duke	0	1	South Florida	1	0	Texas A&M	10	11
East Central (Okla.)	3	3	Southern	1	0	TCU	8	5
Eastern New Mexico	1	0	Southern Illinois	1	0	Texas State	1	0
Emporia State	1	0	Southern Nazarene	1	1	Texas Southern	1	0
Florida	0	1	Southern Utah	0	1	Texas Tech	15	13
Fresno State	1	0	SW Okla. State	2	3	Washington State	0	1
Gardner-Webb	1	0	Stanford	2	0	West Texas A&M	1	0
George Washington	0	1	Stephen F. Austin	3	1	West Virginia	2	0
Georgia	1	1	Tennessee	1	2			
Georgia State	1	0	Texas	16	10	U.S. VIRGIN ISLANDS (3-3)		
Gonzaga	1	0	Texas A&M	17	5	Illinois	1	0
Grambling	1	0	TCU	14	1	Kentucky	0	1
Hartford	1	0	Texas Rio Grande Valley	5	0	Notre Dame	0	1
Henderson State	1	0	Texas State	1	0	San Diego State	1	0
Houston	1	0	Texas Southern	3	0	South Carolina	1	0
Illinois	2	0	Texas Tech	18	9	South Florida	0	1
Iowa State	25	5	Tulane	1	0			
Jackson State	1	0	Tulsa	26	2	UTAH (1-2)		
Kansas	19	11	UCLA	1	1	BYU	1	1
Kansas State	21	9	UNLV	0	1	Montana State	0	1
Lamar	2	0	USAO	0	5			
Louisiana-Monroe	2	1	UT-Arlington	6	2	VIRGINIA (2-1)		
Louisiana Tech	0	1	UTSA	3	0	Connecticut	0	1
Louisville	0	1	Utah	2	0	James Madison	1	0
Marist	2	0	Vanderbilt	1	1	Miami (Fla.)	1	0
Maryland Eastern Shore	1	0	Villanova	1	0			
McNeese State	1	0	Washington	1	0	WASHINGTON (5-3)		
Mercer	1	0	West Texas A&M	1	0	Notre Dame	1	0
Miami (Fla.)	1	0	West Virginia	4	4	Portland State	1	0
Michigan	2	0	Western Illinois	2	0	Southern Illinois	0	1
Michigan State	0	1	Wichita State	7	1	Utah	1	0
Middle Tennessee	1	0				Washington	1	2
Midwestern State	1	0	OREGON (1-1)			Washington State	1	0
Milwaukee	2	0	Oregon	1	1			
Minnesota	1	0				WASHINGTON, D.C. (1-1)		
Ole Miss	1	0	SOUTH CAROLINA (1-0)			George Washington	0	1
Mississippi Valley State	0	1	South Carolina	1	0	Illinois State	1	0
Missouri	16	9						
UMKC	1	0	TENNESSEE (1-4)			WEST VIRGINIA (1-5)		
Missouri State	3	1	Arizona	0	1	West Virginia	1	5
Montana State	1	0	Liberty	1	0			
Nebraska	16	6	Tennessee	0	2	WISCONSIN (2-3)		
New Mexico	4	1	Vanderbilt	0	1	Eastern Illinois	0	1
New Mexico State	0	1				Georgia	0	1
North Carolina	0	1	TEXAS (92-85)			Milwaukee	1	0
North Carolina Central	1	0	Arkansas State	1	0	Northern Iowa	1	0
North Texas	12	1	Baylor	12	13	Wisconsin	0	1
Northeastern State	2	1	California	0	1			
Northern Colorado	1	0	Chattanooga	0	1			
Northern Oklahoma	0	2	Connecticut	0	1			
Northwestern State	1	0	Colorado	1	1			
Northwestern Oklahoma State	2	6	DePaul	0	1			
Ohio State	0	2	Duke	1	0			
Oklahoma Baptist	4	0	Eastern Washington	1	0			
Oklahoma Christian	1	0	Illinois State	1	0			
Oklahoma City	9	0	Iowa State	0	1			
Oklahoma State	59	34	Kansas State	1	0			
Oral Roberts	21	15	Lamar	1	0			



INDIVIDUAL HONORS

» ALL-AMERICANS

Associated Press

- 2000 Phylesha Whaley, HM
- 2001 Stacey Dales, first team
- 2002 Stacey Dales, first team
- 2006 Courtney Paris, first team
- 2007 Courtney Paris, first team
- 2008 Courtney Paris, first team
- 2009 Courtney Paris, first team
- Ashley Paris, HM
- Danielle Robinson, HM
- 2010 Danielle Robinson, third team
- 2011 Danielle Robinson, third team
- 2013 Aaryn Ellenberg, HM
- 2014 Aaryn Ellenberg, HM

ESPN.com

- 2006 Courtney Paris, first team
- 2007 Courtney Paris, first team
- 2008 Courtney Paris, first team
- 2009 Courtney Paris, first team

Fast Break

- 1986 Vickie Green, HM

WBCA Coaches

- 2000 Phylesha Whaley, HM
- 2001 Stacey Dales, first team
- 2002 Stacey Dales, first team
- LaNeisha Caufield, HM
- 2005 Dionnah Jackson, HM
- 2006 Courtney Paris, first team
- 2007 Courtney Paris, first team
- 2008 Courtney Paris, first team
- 2009 Courtney Paris, first team
- 2010 Danielle Robinson, first team
- 2011 Danielle Robinson, HM
- 2014 Aaryn Ellenberg, HM

Real Sports Magazine

- 2001 LaNeisha Caufield, first team
- Stacey Dales, third team

USBWA

- 2000 Phylesha Whaley, first team
- 2001 Stacey Dales, first team
- 2002 Stacey Dales, first team
- 2006 Courtney Paris, first team
- 2007 Courtney Paris, first team
- 2008 Courtney Paris, first team
- 2009 Courtney Paris, first team

Women's Basketball Journal

- 1983 Molly McGuire, second team
- 2000 Phylesha Whaley, first team
- 2001 Stacey Dales, first team
- LaNeisha Caufield, third team
- 2002 Stacey Dales, first team
- LaNeisha Caufield
- 2006 Courtney Paris

Wooden All-American

- 2006 Courtney Paris
- 2007 Courtney Paris
- 2008 Courtney Paris
- 2009 Courtney Paris

Freshman All-American

- 1984 Mandy Miller, second team
- 1999 LaNeisha Caufield, first team

» NATIONAL AWARDS

All-America Coach

- 1986 Maura McHugh

AP Coach of the Year

- 2000 Sherri Coale, runner-up

AP Player of the Year

- 2007 Courtney Paris

Honda Sports Award

- 2009 Courtney Paris

Wooden Cup

- 2005 Dionnah Jackson, finalist
- 2016 Maddie Manning, semifinalist

U.N. NGO Positive Peace

- 2011 Sherri Coale and Jan Ross

World Neighbors Dignity Award

- 2012 Sherri Coale and Jan Ross

Naismith Coach of the Year

- 2001 Sherri Coale
- 2002 Sherri Coale

Naismith Player of the Year

- 2002 LaNeisha Caufield, finalist
- Stacey Dales, finalist
- Courtney Paris, finalist
- 2006 Courtney Paris, finalist
- 2007 Courtney Paris, finalist
- 2008 Courtney Paris, finalist
- 2009 Courtney Paris, finalist

Nancy Lieberman Award

- 2009 Danielle Robinson, finalist
- 2010 Danielle Robinson, finalist
- 2011 Danielle Robinson, finalist

NCAA Oklahoma Woman of the Year

- 1997 Jenny Bramer
- 2000 Phylesha Whaley
- 2002 Stacey Dales

NCAA Woman of the Year

- 2000 Phylesha Whaley, finalist

USBWA Freshman of the Year

- 2006 Courtney Paris

Wade Trophy

- 1983 Molly McGuire, finalist
- 2006 Courtney Paris, finalist
- 2007 Courtney Paris, finalist
- 2008 Courtney Paris, finalist
- 2009 Courtney Paris, finalist
- 2010 Danielle Robinson, finalist

WBCA Administrator of the Year

- 2002 Marita Hynes, Associate AD/SWA

WBCA All-Star Challenge

- 2002 LaNeisha Caufield
- Stacey Dales
- 2005 Dionnah Jackson

WBCA All-State Good Works

- 2013 Whitney Hand

WBCA/ESPN 3-Point Contest

- 2002 Rosalind Ross

WBCA Coach of the Year

- 2006 Sherri Coale

WBCA Carol Eckman Award

- 2013 Jan Ross

WBCA Robin Roberts Communicator Scholarship

- 2002 Stacey Dales

WBNS All-Freshman Team

- 2006 Courtney Paris

WBNS All-Defensive Team

- 2001 LaNeisha Caufield
- 2002 LaNeisha Caufield

WBNS Freshman of the Year

- 2006 Courtney Paris

WBNS Most Underrated

- 2006 Leah Rush

Women's Basketball Hall of Fame

- 2016 Sherri Coale

Women's Wooden Award

- 2006 Courtney Paris, finalist
- 2007 Courtney Paris, finalist
- 2008 Courtney Paris, finalist
- 2009 Courtney Paris, finalist

WBCA Player of the Month

- 2006 Courtney Paris, December
- Courtney Paris, March
- 2007 Courtney Paris, December
- Courtney Paris, February
- Courtney Paris, March
- 2009 Courtney Paris, December

» REGIONAL HONORS

WBCA District V Team

- 1983 Molly McGuire
- 1985 Jacquetta Hurley
- 1987 LaTrenda Phillips
- 1988 Jo Mosley
- 2000 Phylesha Whaley
- 2001 Stacey Dales
- 2002 LaNeisha Caufield
- Stacey Dales
- 2005 Dionnah Jackson
- 2006 Courtney Paris
- 2007 Courtney Paris
- 2008 Courtney Paris



- 2009 Courtney Paris
- 2010 Danielle Robinson
- 2011 Danielle Robinson
- 2014 Aaryn Ellenberg

WBCA District V Coach of the Year

- 1986 Maura McHugh
- 2000 Sherri Coale
- 2001 Sherri Coale
- 2006 Sherri Coale
- 2009 Sherri Coale

» ALL-CONFERENCE

First Team

Big 12 Conference

- 1998 Phylesha Whaley, So.
- 1999 Phylesha Whaley, Jr.
- 2000 Phylesha Whaley, Sr.
- 2001 Stacey Dales, Jr.
- 2002 Stacey Dales, Sr.
- 2005 Dionnah Jackson, Sr.
- 2006 Courtney Paris, Fr.
- 2007 Courtney Paris, So.
- 2008 Courtney Paris, Jr.
- 2009 Ashley Paris, Sr.
Courtney Paris, Sr.
Danielle Robinson, So.
- 2010 Danielle Robinson, Sr.
Amanda Thompson, Sr.
- 2011 Danielle Robinson, Sr.
- 2012 Aaryn Ellenberg, So.
Whitney Hand, Jr.
- 2013 Aaryn Ellenberg, Jr.
- 2014 Aaryn Ellenberg, Sr.
- 2015 Peyton Little, So.
- 2018 Vionise Pierre-Louis, Sr.

Big Eight Conference

- 1983 Molly McGuire, Sr.
- 1985 Jacquetta Hurlley, Jr.
Vickie Green, Jr.
LaTrenda Phillips, So.
- 1986 Jacquetta Hurlley, Sr.
LaTrenda Phillips, Jr.
- 1987 LaTrenda Phillips, Sr.
- 1989 Jo Mosley, Sr.
- 1990 Tami Rogers, Sr.
- 1996 Pam Pennon, Sr.

Second Team

Big 12 Conference

- 2000 LaNeisha Caufield, So.
Stacey Dales, So.
Caton Hill, So.
LaNeisha Caufield, Jr.
- 2002 LaNeisha Caufield, Sr.
- 2003 Dionnah Jackson, So.
Chelsi Welch, Fr.
- 2004 Dionnah Jackson, Jr.
Maria Villarroel, Sr.
- 2006 Leah Rush, Jr.



► **Sherri Coale** is a four-time Big 12 Coach of the Year and was inducted into the Women's Basketball Hall of Fame in 2016.

- 2010 Nyeshia Stevenson, Sr.
- 2013 Joanna McFarland, Sr.
- 2014 Morgan Hook, Sr.
- 2015 Gioya Carter, So.
Kaylon Williams, Jr.
- 2016 Kaylon Williams, Sr.
- 2017 Peyton Little, Sr.
Vionise Pierre-Louis, Jr.
- 2018 Gabbi Ortiz, Sr.

Big Eight Conference

- 1984 Lynn McCurdy, Sr.
- 1986 Vickie Green, Sr.
- 1988 Jo Mosley, Jr.
- 1989 Erika Notzke, Sr.
- 1991 Carin Stites, Jr.
- 1992 Carin Stites, Sr.
- 1994 Angi Guffy, Jr.
Etta Maytubby, So.
- 1995 Pam Pennon, Jr.
Mandy Wade, Sr.

Third Team

Big 12 Conference

- 2002 Caton Hill, Jr.
Rosalind Ross, Sr.

Honorable Mention

Big 12 Conference

- 1997 Phylesha Whaley, Fr.
- 1999 LaNeisha Caufield, Sr.
Stacey Dales, Sr.
Caton Hill, Sr.
- 2004 Britney Brown, Jr.
Erin Higgins, Jr.
- 2006 Chelsi Welch, Jr.
Erin Higgins, Sr.
Leah Rush, Sr.
Chelsi Welch, Sr.
- 2007 Ashley Paris, Jr.
Danielle Robinson, Fr.

- 2009 Whitney Hand, Fr.
- 2011 Aaryn Ellenberg, Fr.
- 2013 Nicole Griffin, Jr.
Morgan Hook, Jr.
- 2014 Sharane Campbell, Jr.
Nicole Griffin, Sr.
- 2015 Sharane Campbell-Olds, Sr.
- 2016 Peyton Little, Jr.
- 2017 Maddie Manning, Sr.
Gabbi Ortiz, Jr.
- 2018 Ana Llanusa, Fr.
Maddie Manning, Gr.
Shaina Pellington, Fr.

Big Eight Conference

- 1983 Lynn McCurdy, Jr.
- 1985 Lisa Allison, So.
- 1986 Lisa Allison, Jr.
Viki Streets, Sr.
- 1988 Margaret McKeon, So.
- 1992 Angi Guffy, Fr.
- 1995 Angi Guffy, Sr.
Etta Maytubby, Jr.
- 1996 LaNae Jones, Sr.

Player of the Year

Big 12 Conference

- 2000 Phylesha Whaley, Sr.
- 2001 Stacey Dales, Jr.
- 2002 Stacey Dales, Sr.
- 2007 Courtney Paris, So.
- 2008 Courtney Paris, Jr.
- 2009 Courtney Paris, Sr.

Big Eight Conference

- 1983 Molly McGuire, 1983

Newcomer of the Year

- 1996 Yolanda Anderson, Jr.
- 2013 Portia Durrett, Jr.*
- 2015 Peyton Little, So.

* Co-newcomer of the year



INDIVIDUAL HONORS

Coach of the Year

Big 12 Conference

- 2000 Sherri Coale
- 2001 Sherri Coale
- 2006 Sherri Coale
- 2009 Sherri Coale

Sportsperson of the Year

- 2009 Ashley Paris

Defensive Player of the Year

- 2006 co-Courtney Paris, Fr.
- 2007 Courtney Paris, So.
- 2008 Courtney Paris, Jr.

All-Defensive Team

- 2006 Courtney Paris, Fr.
- 2007 Courtney Paris, So.
- 2008 Courtney Paris, Jr.
Danielle Robinson, Fr.
- 2009 Courtney Paris, Sr.
Danielle Robinson, So.
- 2010 Danielle Robinson, Jr.
- 2011 Aaryn Ellenberg, Fr.
- 2014 Sharane Campbell, Jr.

Freshman of the Year

- 1999 LaNeisha Caufield
- 2003 Chelsi Welch
- 2006 Courtney Paris
- 2008 Danielle Robinson
- 2009 Whitney Hand
- 2015 Gabbi Ortiz
- 2018 Shaina Pellington

All-Freshman Team

- 2006 Courtney Paris
- 2007 Amanda Thompson
- 2008 Danielle Robinson
- 2009 Whitney Hand
- 2011 Aaryn Ellenberg
- 2012 Sharane Campbell
- 2015 Gabbi Ortiz
- 2017 Chelsea Dungee
- 2018 Ana Llanusa
Shaina Pellington

Sixth Man of the Year

- 2009 Nyeshia Stevenson
- 2012 Sharane Campbell
- 2016 Vionise Pierre-Louis

All-Tournament Team

- 2001 Stacey Dales
Rosalind Ross
- 2002 Stacey Dales, MVP
Dionnah Jackson
- 2004 Dionnah Jackson, MVP
Caton Hill
Maria Villarroel
- 2006 Courtney Paris, MVP
Erin Higgins

- 2007 Courtney Paris, MVP
Jenna Plumley
Leah Rush
- 2009 Courtney Paris
- 2010 Danielle Robinson
Amanda Thompson
- 2011 Danielle Robinson
- 2012 Whitney Hand

Big Eight Conference

- 1978 Joyce Parker
- 1980 Molly McGuire
- 1981 Erin Schreiber, second team
- 1982 Molly McGuire
Ladanah Sanders
- 1985 Jacquetta Hurley
- 1986 Vickie Green
- 1990 Angie Alexander
- 1992 Angi Guffy
- 1993 Angi Guffy
- 1995 Mandy Wade

» NATIONAL TEAMS

Olympic Games

- 2000 Stacey Dales (Canada)

Junior World University Games

- 2001 Sherri Coale (asst. coach/bronze)

Senior National Team

- 2007 Courtney Paris
- 2008 Courtney Paris

Junior National Team

- 1992 Etta Maytubby
- 2004 Courtney Paris (gold)

Junior National Team Trials

- 2004 Courtney Paris
Ashley Paris

Pan American Games

- 1999 Stacey Dales (Canada)

R. Williams Jones Cup Trial

- 2000 LaNeisha Caufield

U.S. Olympic Festival

- 1989 Kelli Epps

FIBA U19 World Cup

- 2005 Courtney Paris (gold)
- 2015 Gabbi Ortiz (gold)
- 2017 Shaina Pellington (bronze)

USA U19 World Cup Trials

- 2007 Danielle Robinson
- 2011 Aaryn Ellenberg

FIBA U20 World Cup

- 2006 Courtney Paris (gold)

USA U20 World Cup Trials

- 2006 Ashley Paris
Courtney Paris
Amanda Thompson

FIBA U21 World Cup

- 2007 Courtney Paris

USA U21 World Cup Trials

- 2007 Ashley Paris
Courtney Paris

World University Games

- 2001 Caton Hill
- 2003 Chelsi Welch
- 2009 Danielle Robinson
- 2013 Aaryn Ellenberg
Sherri Coale (head coach)

World University Games Trials

- 1999 LaNeisha Caufield
LaNeisha Caufield
Caton Hill
- 2005 Leah Rush
- 2009 Danielle Robinson
Whitney Hand
- 2013 Aaryn Ellenberg

» TOURNAMENT TEAMS

Final Four All-Tournament Teams

- 2002 Stacey Dales
- 2010 Danielle Robinson

NCAA Regional All-Tournament Teams

- 2002 Stacey Dales, MVP
LaNeisha Caufield
Caton Hill
- 2006 Courtney Paris
- 2007 Courtney Paris
- 2009 Courtney Paris, MOP
Whitney Hand
Danielle Robinson
- 2010 Nyeshia Stevenson, MOP
Danielle Robinson
Amanda Thompson
- 2011 Danielle Robinson

WNIT All-Tournament Teams

- 1984 Etta Maytubby

INDIVIDUAL HONORS



» ACADEMIC HONORS

CoSIDA Academic Team Member of the Year

2002 Stacey Dales

CoSIDA Academic All-America

1986 Lisa Allison, honorable mention
 1990 Tami Rogers, honorable mention
 2001 Stacey Dales, second team
 2002 Stacey Dales, first team
 2003 Theresa Jantzen, first team
 2004 Caton Hill, third team
 2011 Danielle Robinson, second team

CoSIDA Academic All-District

1986 Lisa Allison
 1990 Tami Rogers
 2001 Stacey Dales
 2002 Stacey Dales
 Caton Hill
 2004 Caton Hill
 2006 Erin Higgins, first team
 Leah Rush, second team
 Chelsi Welch, second team
 2008 Ashley Paris, first team
 2009 Danielle Robinson, first team
 2011 Danielle Robinson, first team
 Joanna McFarland, second team
 2012 Whitney Hand, first team
 2013 Whitney Hand, first team
 2018 Gabbi Ortiz, second team

Academic All-Conference

Big 12 Conference

1997 Jenny Bramer First Team
 Shonika Breedlove First Team
 Shontell Brown First Team
 Suzanne Kern HM
 Roxanne Long First Team
 Phyllesha Whaley First Team
 Michelle Workman First Team
 1998 Shonika Breedlove First Team
 Sunny Hardeman First Team
 Roxanne Long First Team
 Desiree Taylor First Team
 Kelley Workman First Team
 Michelle Workman HM
 1999 LaNeisha Caufield First Team
 Jennifer Cunningham First Team
 Stacey Dales First Team
 Sunny Hardeman HM
 Desiree Taylor First Team
 Michelle Workman First Team
 2000 Jennifer Cunningham First Team
 Stacey Dales First Team
 Shannon Selmon First Team
 Desiree Taylor First Team
 Phyllesha Whaley First Team
 2001 Jennifer Cunningham First Team
 Stacey Dales First Team

Caton Hill First Team
 Shannon Selmon First Team
 Desiree Taylor First Team
 2002 Jen Cunningham First Team
 Stacey Dales First Team
 Caton Hill First Team
 Stephanie Luce First Team
 Kate Scott First Team
 Stephanie Simon First Team
 Jamie Talbert First Team
 2003 Stephanie Luce First Team
 T. Schuknetc First Team
 Kate Scott First Team
 Lauren Shoush First Team
 Stephanie Simon First Team
 2004 Laura Andrews Second Team
 Erin Higgins Second Team
 Caton Hill First Team
 Lauren Shoush First Team
 A. Wadsworth First Team
 2005 Laura Andrews First Team
 Erin Higgins Second Team
 Becky Preston First Team
 Leah Rush Second Team
 Krista Sanchez Second Team
 Lauren Shoush First Team
 A. Wadsworth First Team
 Chelsi Welch First Team
 2006 Laura Andrews Second Team
 Erin Higgins First Team
 Kendra Moore Second Team
 Becky Preston First Team
 Leah Rush Second Team
 Krista Sanchez First Team
 Chelsi Welch First Team
 2007 Erin Higgins First Team
 Leah Rush First Team
 Ashley Paris First Team
 Chelsi Welch First Team
 Kendra Moore Second Team
 2008 Ashley Paris First Team
 Courtney Paris Second Team
 2009 Rose Hammond First Team
 Ashley Paris First Team
 Courtney Paris Second Team
 Danielle Robinson First Team
 Amanda Thompson First Team
 Carolyn Winchester First Team
 2010 Jasmine Hartman Second Team
 Whitney Hand Second Team
 Danielle Robinson First Team
 Lauren Willis Second Team
 2011 Whitney Hand First Team
 Jasmine Hartman First Team
 Joanna McFarland First Team
 Danielle Robinson First Team
 Carlee Roethlisberger Second Team
 Lauren Willis First Team
 2012 Whitney Hand First Team

2013 Joanna McFarland First Team
 Sharane Campbell First Team
 Nicole Griffin First Team
 Whitney Hand First Team
 Jasmine Hartman First Team
 Joanna McFarland First Team
 2014 Nicole Griffin First Team
 Morgan Hook First Team
 Nicole Kornet First Team
 2015 Sharane Campbell First Team
 T'ona Edwards Second Team
 Nicole Kornet First Team
 Peyton Little Second Team
 Maddie Manning First Team
 Whitney Ritchie Second Team
 Derica Wyatt First Team
 2016 T'ona Edwards First Team
 Shayla Kellogg First Team
 Peyton Little Second Team
 Maddie Manning First Team
 Gabbi Ortiz First Team
 Vionise Pierre-Louis First Team
 McKenna Treece First Team
 LaNesia Williams First Team
 Derica Wyatt First Team
 2017 Shayla Kellogg First Team
 Peyton Little Second Team
 Maddie Manning First Team
 Gabbi Ortiz First Team
 Vionise Pierre-Louis First Team
 LaNesia Williams First Team
 McKenna Treece Second Team
 2018 Maddie Manning First Team
 Ijeoma Odimgbe Second Team
 Gabbi Ortiz First Team
 Gileysa Penzo Second Team
 Vionise Pierre-Louis First Team
 McKenna Treece Second Team
 LaNesia Williams First Team

Big Eight Conference

1985 Lisa Allison
 1986 Lisa Allison
 1987 Lisa Allison
 1988 Lee Brock
 1989 Tami Rogers
 1990 Tami Rogers
 1992 Amanda Hopkins
 1993 Angi Guffy
 1994 Sheri Black
 Angi Guffy
 1995 Sheri Black
 Angi Guffy
 LaNae Jones
 Sharee Mitchum
 1996 Roxanne Long



SOONERS IN THE WNBA



DANIELLE ROBINSON
TWO-TIME WNBA ALL-STAR



COURTNEY PARIS
2018 WNBA CHAMPION

Here's your shot. If you want to make a name for yourself as an elite player, you come to the University of Oklahoma. The Sooners have littered the draft board in recent seasons, no more evident than in 2010 when the entire senior class was selected by teams.



Want a chance? Oklahoma players are respected by the league's coaches. When it comes time to pick the final members of their teams, they choose players with leadership and character on and off the court.

First-Round Draft Picks

Oklahoma is No. 1 among Big 12 Conference teams with six first-round WNBA picks. The latest of those was Danielle Robinson, who was selected sixth overall in 2011 by the San Antonio Stars. OU has had six players -- Stacey Dales, Rosalind Ross, LaNeisha Caufield, Dionnah Jackson, Courtney Paris and Robinson -- taken in the first round of the draft since the league's inception.

14 WNBA Draft Picks

A total of 14 Sooners -- Caufield, Dales, Whitney Hand, Jackson, Abi Olajuwon, Ashley Paris, Courtney Paris, Robinson, Ross, Leah Rush, Nyeshia Stevenson, Amanda Thompson, Maria Villarroel and Phylesha Whaley -- have been drafted into the league.

» OKLAHOMA'S WNBA DRAFT HISTORY

Year	Name	Pos.	Team	Round	Pick
2000	Phylesha Whaley	F	Minnesota	3rd	38th
2002	Stacey Dales	G	Washington	1st	3rd
2002	LaNeisha Caufield	G	Utah	1st	13th
2002	Rosalind Ross	G	Los Angeles	1st	16th
2005	Dionnah Jackson	G	Detroit	1st	13th
2005	Maria Villarroel	F	Phoenix	3rd	27th
2007	Leah Rush	F	Phoenix	3rd	28th
2009	Courtney Paris	C	Sacramento	1st	7th
2009	Ashley Paris	F	Los Angeles	2nd	22nd
2010	Amanda Thompson	F	Tulsa	2nd	16th
2010	Abi Olajuwon	C	Chicago	3rd	28th
2010	Nyeshia Stevenson	F	Phoenix	3rd	36th
2011	Danielle Robinson	G	San Antonio	1st	6th
2013	Whitney Hand	G	San Antonio	3rd	32nd



21

STACEY DALES
JERSEY HONORED NOV. 21, 2014

- ▶ Played in 1998-99, 1999-00, 2000-01 and 2001-02 seasons
- ▶ Two-time AP All-American
- ▶ Two-time Big 12 Player of the Year
- ▶ Two-time All-Big 12 First Team selection (2001 and 2002)
- ▶ Two-time CoSIDA Academic All-American
- ▶ Guided Oklahoma to the Big 12 regular season titles in 2000, 2001 and 2002
- ▶ Led the Sooners to their first Final Four appearance in 2002, helping OU advance to the national title game
- ▶ Holds OU career record for assists (764)
- ▶ Ranks third in school history in double-figure scoring games (104), fourth in games played (133), fifth in steals (250) and seventh in points scored (1,920)
- ▶ Set school record with 248 assists in 2000-01 season
- ▶ Was a member of Canada's 2000 Olympics women's basketball squad
- ▶ Third overall pick by the Washington Mystics in the 2002 WNBA Draft, becoming the highest draft pick in school history

SEASON	G	FG-FGA	PCT	3G-A	PCT	FT-FTA	PCT	REBS	AVG	PTS	AVG
1998-99	29	129-331	.330	24-77	.312	64-97	.660	220	6.9	346	11.9
1999-00	33	153-371	.412	43-122	.352	71-115	.617	168	5.1	420	12.7
2000-01	34	208-439	.476	28-86	.326	97-147	.660	172	5.1	543	16.0
2001-02	36	228-479	.444	41-106	.386	114-145	.786	180	5.0	611	17.0
TOTALS	132	718-1620	.443	136-391	.348	346-504	.687	721	5.5	1920	14.5

3

COURTNEY PARIS
JERSEY HONORED NOV. 10, 2017

- ▶ Played in 2005-06, 2006-07, 2007-08 and 2008-09 seasons
- ▶ First four-time AP All-American in women's college basketball history
- ▶ Three-time Big 12 Player of the Year (2007, 2008, 2009)
- ▶ 2007 AP Player of the Year
- ▶ 2006 Big 12 Freshman of the Year
- ▶ Guided Oklahoma to the Big 12 regular season titles in 2006, 2007 and 2009
- ▶ Led the Sooners to their second Final Four appearance in 2009
- ▶ Holds 20 NCAA and 69 OU records
- ▶ Became the first collegiate player regardless of gender to record 2,500 career points and 2,000 career rebounds
- ▶ Set NCAA record with 112 straight games with a double-double
- ▶ Three-time Big 12 Defensive Player of the Year
- ▶ No. 7 overall pick by the Sacramento Monarchs in the 2009 WNBA Draft

SEASON	G	FG-FGA	PCT	3G-A	PCT	FT-FTA	PCT	REBS	AVG	PTS	AVG
2005-06	36	331-539	.614	0-1	.000	126-262	.481	539	15.0	788	21.9
2006-07	33	318-558	.570	0-4	.000	139-242	.574	526	15.9	775	23.5
2007-08	31	239-426	.561	0-3	.000	100-175	.571	446	15.0	578	18.6
2008-09	37	236-418	.565	0-0	.000	116-201	.577	503	13.6	688	18.6
TOTALS	137	1124-1941	.579	0-8	.000	481-880	.547	2034	14.8	2729	19.9



LETTERWINNERS

A

Terri Adams 1980
 Angie Alexander 1989-92
 Lisa Allison 1984-87
 Jaimie Anderson 1998-99
 Yolanda Anderson 1996
 Laura Andrews 2003-06
 Julie Arrington 1975-76

B

Robyn Barkett 1976
 Mollie Barnes 1975
 Cathy Bassett 1990-91
 Toni Bayouth 1976
 Dawn Beachler 1990
 Ardathe Beers 1982-84
 Lisa Bittle 1982
 Sheri Black 1992-95
 Jana Brady 1978
 Jenny Bramer 1997
 Shonika Breedlove 1997-98
 Emily Britt 2000-01
 Lee Brock 1985-88
 Beth Brown 1989
 Britney Brown 2004-07
 Shontell Brown 1997-98

C

Julie Callan 1986-87
 Sharane Campbell-Olds 2012-15
 Toni Campbell 1987-88
 Gioya Carter 2014-17
 Lindsey Casey 2002
 LaNeishea Caufield 1999-2002
 Jelena Cerina 2011-12
 Dinah Christian 1978
 Debbie Clark 1975-76
 Lyndsey Cloman 2010-11
 Nikki Corcoran 1993-96
 Karen Coutts 1979
 Jennifer Cunningham... 1999-2001

D

Stacey Dales 1998-02
 Barbie Daugherty 1980
 Lorna Derby-Goodnoh 1977, 79
 Sandy Douglas-Hetherington 1981-83
 Marla Duncan 1990-91
 Chelsea Dungee 2017
 Tara Dunn 2013
 Portia Durrett 2013-14

E

T'ona Edwards 2014-17
 Toni Eldridge 1983-84
 Aaryn Ellenberg 2011-14
 Kelli Epps 1988-92

F

Janet Fajen 1978-79
 Jackie Farley 1975
 Shirley Fisher 1983-85
 Leslie Flemons 1994-95
 Cindy Foor 1976
 Gale Frazier 1977
 Janet Freeman-Southard 1979-82
 Cecilia French 1990-91

G

Janet Gabriel 1981
 Cathy Gerdes 1982
 Felisha Gibbs 2014
 Jamie Graves 1993-94
 Vickie Green 1985-86
 Susan Gregg 1979
 Nicole Griffin 2011-14
 Angi Guffy 1992-95

H

Jennifer Hajek 1995-97
 Shannon Hallahan 1990-91
 Rose Hammond 2007-09
 Whitney Hand 2009-13
 Kris Hanson 1989-90
 Sunny Hardeman 1998-01
 DaShawn Harden 2012
 Danielle Harper 1997
 Jasmine Hartman 2009-11, 13
 Amy Hightower 1992-94
 Erin Higgins 2003-07
 Caton Hill 2000-04
 Kelly Hill 1984-85
 Kari Holder 1982-83
 Morgan Hook 2011-14
 Amanda Hopkins 1992
 Jacquetta Hurley 1983-86

I

Kelli Inman 1996-97
 Dale Ivey 1987-88

J

Dionnah Jackson 2002-05
 Sherri Jackson 1976
 Terry James 1977
 Jacqueline Jeffcoat 2011-12
 Cara Jenkins-Gresham 1991
 Jana Jobe 1975

Barbara Johnson 1979
 Lori Johnson 1991
 Kim Jones 1976
 LaNae Jones 1993-96

K

Suzanne Kern 1996
 Olive Kehnemund 1978
 Shaya Kellogg 2014-16
 Nicole Kornet 2013-15
 Zuzana Krumlova 1998-99

L

Cindy Ladner 1977
 Cheri LaDue 1980
 Kelly Lam 2005
 Mary Lane 1977, 1979
 Mary Larchey 1975
 Gail Lashley 1980
 Crystal Lawson 1993-94
 Pam Lewis 1977
 Bonnie Little 1976
 Peyton Little 2015-17
Ana Llanusa 2018
 Roxanne Long 1994, 1996-98
 Stephanie Luce 2001-03

M

Maddie Manning 2013-18
 Terry Marcum 1978
 Rhonda Matzke 1990-91
 Jamie Mayer 2000
 Etta Maytubby 1993-96
 Vickie McCann 1978
 Lynn McCurdy 1981-84
 Joanna McFarland 2010-13
 Molly McGuire 1980-83
 Margaret McKeon 1987-88
 Mandy Miller 1984-85
 Sharee Mitchum 1992-95
 Mildred Montgomery 1976
 Marta Moorman 1978-79
 Kendra Moore 2004-07
 Karen Morrison 1980-81
 Kodi Morrison 2010-11
 Jo Mosley 1986-89
 Brenda Mullins 1977
 Nancy Mulkey 2017
 Kerri Mulry 1990

N

Shelly Neeley 1986-89
 Erika Notzke 1986-89



O

Ijeoma Odimgbe	2016-18
Abi Olajuwon	2007-10
Tina Ogden	1988-89
Jennifer Ogle	1982-83
Gabbi Ortiz	2015-18

P

Cay Papagolos	1975
Ashley Paris	2006-09
Courtney Paris	2006-09
Joyce Parker	1978-81
Sandra Parker	1977
Carla Pearson	1980-83
Shaina Pellington	2018
Pam Pennon	1995-96
Gileysa Penzo	2016-18
Vionise Pierre-Louis	2015-18
Jamie Phillips	1995-97
LaTrenda Phillips	1984-87
Cynthia Pickens	1984-85
Jenna Plumley	2007-08
Dana Posey	1989-91
Beky Preston	2003-06

R

Teresa Ray	1978, 1980-81
Morgan Rich	2017
Melissa Richie	1992-95
Whitney Richie	2015
Alice Roach	1975
Danielle Robinson	2008-11
Carlee Roethlisberger	2008-11
Tami Rogers	1987, 1989-90
Rosalind Ross	2001-02
Leah Rush	2004-07
Laura Rushing	1987-90

S

Krista Sanchez	2004-07
Ladanah Sanders	1980-83
Lori Schenk	1996
Erin Schreiber	1981
Theresa Jantzen	2003
Kate Scott	2001-03
Jadrea Seeley	2000-01
Shannon Selmon	1999-2002
Debbie Sheppard	1977
Lauren Shoush	2002-05
Stephanie Simon	2001-03
Mandy Simpson	2018
Robin Smith	1990-91
Susan Smith	1977
Miranda Stacy	1997-99
Nyeshia Stevenson	2007-10
Carin Stites	1991-92



» **Jasmine Hartman** lettered from 2009-13 and is the program's all-time leader in games played, appearing in 143 games at Oklahoma.

Jo Stottsberry	1976
Viki Streets	1985-86
Vee Sutton	1976
Dee Dee Swan	1982

T

Jamie Talbert	2001-02
Desiree Taylor	1998-01
Tina Taylor	1996-97
Shelly Thomas	1975
Amanda Thompson	2007-10
McKenna Treece	2015-17
Annette Tucker	1978
Bonita Turner	1981-84

V

Misty Van Curen	1993-95
Maria Villarroel	2003-04
Jenny Vining	2008

W

Mandy Wade	1992-95
Antoinette Wadsworth	2003-05
Nola Wainohu	1999
Casey Walker	2003-05
Elissa Walker	1990-92
Shelley Waller	1980-83
Lisa Watson	1978
Sharon Webster	1990-91
Chelsi Welch	2003-07
Michelle West	1986
Phylesha Whaley	1997-00
Janet Whitehorse	1976-77
Susan Whitehorse	1976-77
LaDawn Whitlock	1978
Eden Williams	2013

Kaylon Williams	2012-16
LaNesia Williams	2015-18
Lauren Willis	2008-11
Terry Willis	1984-88
Carolyn Winchester	2006-09
Kelley Workman	1996-99
Michele Workman	1996-99
Derica Wyatt	2014-17

Z

Pam Zachary	1987-88
Katherine Zander	2012



SOONERS IN THE AP POLL

Following is a look at Oklahoma's week-by-week position in the AP poll since it began. Starting in the 2001-02 season, AP provided a preseason (PS) poll. The organization does not release a post-NCAA-Tournament poll.

Year	PS	1	2	3	4	5	6	7	8	9	10	11	12	13	14	15	16	17	18	19
1984-85	NP	-	-	-	-	-	-	-	-	-	19	19	-	-	-	-	-	-	-	-
1985-86	NP	-	17	15	14	16	15	13	11	14	14	161	17	16	15	15	19	-	-	-
1992-93	NP	-	-	-	-	-	-	-	-	-	-	-	-	-	23	-	-	-	-	-
1994-95	NP	-	-	-	-	-	-	-	-	-	-	-	25	24	-	25	25	-	-	-
1999-00	NP	-	-	-	-	-	-	-	-	-	-	25	23	22	17	18	24	21	18	18
2000-01	NP	14	14	12	19	15	17	20	22	19	17	13	12	10	10	10	8	7	7	7
2001-02	4	4	3	3	3	3	3	4	3	3	3	4	4	4	4	3	5	4	2	
2002-03	22	23	23	18	15	15	19	19	25	23	22	19	-	-	-	-	-	-	-	-
2003-04	21	21	19	16	14	13	15	15	15	15	15	20	-	-	24	23	17	19	11	
2004-05	22	22	21	-	-	-	-	-	-	-	-	-	-	-	-	-	-	-	-	-
2005-06	25	22	20	16	15	17	20	18	16	7	13	11	9	9	9	9	8	7		
2006-07	3	3	3	3	3	3	3	8	8	8	7	6	9	12	14	13	12	11	9	
2007-08	6	9	9	9	9	9	9	9	8	6	11	11	11	10	10	11	10	11	14	14
2008-09	4	2	4	6	5	6	5	5	4	3	3	2	2	2	2	2	3	4	4	
2009-10	13	20	20	16	16	15	13	14	14	13	13	11	13	12	11	11	11	12	12	
2010-11	10	11	11	11	13	12	15	15	19	15	14	13	13	14	14	16	18	21	21	
2011-12	13	13	12	18	24	-	-	-	-	-	-	-	-	-	-	-	-	-	-	-
2012-13	12	11	13	12	13	12	18	18	17	16	16	20	21	23	22	-	-	-	-	-
2013-14	11	11	10	18	17	20	20	25	25	RV	RV	-	RV	RV	RV	-	-	-	-	-
2014-15	RV	RV	RV	-	RV	RV	-	-	-	-	RV	24	RV	RV	RV	RV	RV	-	-	-
2015-16	17	17	21	21	17	17	18	17	14	19	19	21	20	21	20	23	24	24		
2016-17	16	16	13	12	19	20	20	24	20	22	20	20	18	19	19	16	19	22	23	
2017-18	22	21	RV	RV	RV	RV	RV	-	-	-	-	-	-	-	RV	RV	-	-	-	-

NP – No poll



» The 1999-00 Sooners became the first team in the **Sherri Coale** era to earn a spot in the AP poll. Since 2000, the Sooners have appeared at least once in the AP top 25 poll during each season.

SOONERS IN THE COACHES POLL



Following is a look at Oklahoma's week-by-week position in the USA Today Coaches poll since it began in the 1984-85 season. Starting in the 2000-01 season, USA Today provided a preseason (PS) poll.

Year	PS	1	2	3	4	5	6	7	8	9	10	11	12	13	14	15	16	17	18	19	
1984-85	NP	-	21	20	21	21	22	23	-	-											
1985-86	NP	15	14	13	17	16	13	12	17	13	16	17	16	15	17	18	18				
1999-00	NP	-	-	-	-	-	-	-	-	-	-	25	22	20	25	22	21	22	13		
2000-01	17	13	18	16	15	17	17	16	15	13	12	11	10	8	8	7	7	10			
2001-02	5	5	4	4	4	4	4	5	3	2	2	4	4	3	3	3	5	4	2	2	
2002-03	19	25	22	18	17	16	20	19	22	13	22	18	21	20	-	-	-	-	-	-	
2003-04	21	22	20	17	16	15	16	16	16	16	15	21	24	24	22	23	19	20	13	18	
2004-05	25	25	23	-	-	-	-	-	-	-	-	-	-	-	-	-	-	-	-	-	
2005-06	25	22	23	19	17	15	16	20	16	16	17	14	13	12	9	9	8	8	8	8	
2006-07	3	3	3	3	3	3	3	7	7	7	6	6	8	9	11	11	11	11	10	9	
2007-08	6	8	11	9	9	9	9	9	8	6	10	11	10	10	10	10	10	11	19		
2008-09	7	4	4	6	6	6	5	5	3	3	2	2	2	2	2	3	3	4	4		
2009-10	8	16	17	17	16	15	15	15	15	13	13	12	13	12	11	10	12	12	12		
2010-11	9	10	15	11	11	12	114	14	17	14	13	12	11	12	15	15	17	20	15		
2011-12	16	14	14	18	23	-	-	-	-	-	-	-	-	-	-	-	-	-	-		
2012-13	14	11	13	12	12	13	18	17	16	14	14	19	20	19	19	25	-	-	-	23	
2013-14	14	13	13	16	15	19	19	24	22	22	RV	RV	RV	RV	RV	-	-	-	-	-	
2014-15	RV	RV	RV	-	RV	RV	-	-	-	-	RV	RV	RV	RV	RV	RV	RV	RV	RV	RV	
2015-16	18	24	24	22	22	18	17	19	19	19	17	19	20	19	21	21	23	22	23	23	
2016-17	16	16	12	12	20	22	21	24	24	25	20	20	22	20	19	16	19	20	21		
2017-18	21	21	21	RV	RV	-	-	-	-	-	-	-	-	-	-	-	-	-	-	-	

NP – No poll



» The 2008-09 Sooners reached No. 2 in the USA Today Coaches Poll, matching OU's highest ranking ever.



LLOYD NOBLE CENTER

HOME COURT ADVANTAGE

It's recognized as one of the toughest gyms in college basketball and since Oklahoma women's basketball began playing in the Lloyd Noble Center in 1976, the Sooners have made plenty of memories there. Stacey Dales, Aaryn Ellenberg, Courtney Paris, Danielle Robinson and Phylesha Whaley are just a few that have graced the court and started for the Sooners.


It's where OU set a school record with 26 consecutive home wins during a three-year stretch from 1984-86. The Lloyd Noble Center has been the foundation of the program's significant growth since head coach Sherri Coale took the reigns prior to the 1996-97 season.

Under Coale, the Sooners have won 218 games at home since the 2000-01 season. During the 2001-02 season, OU posted a perfect 12-0 record on its home floor for the first time in 16 seasons. The home court advantage has been evident with the Sooners for many years, ranking amongst the nation's best in yearly attendance for a number of seasons.

The Sooners are 388-133 all-time at the Lloyd Noble Center with over 1.6 million fans walking through the facility's doors.

OU'S LARGEST VICTORY MARGINS AT LLOYD NOBLE CENTER

Margin	Score	Opponent	Date
+73	121-48	Central Arkansas	12-20-07
+72	121-49	Prairie View A&M	11-29-90
+70	105-35	Prairie View A&M	12-14-91
+66	103-37	Jackson Sate	12-7-98
+66	118-52	Arkansas Pine-Bluff	12-29-10
+64	89-25	North Carolina Central	1-4-09
+62	117-55	Sacramento State	11-13-11
+60	101-41	Prairie View A&M	12-12-92
+59	104-45	Oklahoma Baptist	11-30-78
+59	91-32	Tulsa	12-11-86
+59	105-46	UMES	12-15-13
+57	93-36	Arkansas State	12-2-07
+52	94-42	Tulsa	12-21-08
+51	99-48	Oral Roberts	2-10-94
+50	87-37	Oklahoma State	1-17-04
+50	100-50	San Diego	1-15-83
+50	110-60	Emporia State	1-4-84
+50	116-66	UTRGV	11-26-10



» LNC YEARLY ATTENDANCE FIGURES

Year	Season Record	LNC Games	LNC Record	LNC Attend.	Attend. Avg.
1975-76	3-14	4	2-2	---	---
1976-77	4-20	8	1-7	---	---
1977-78	20-12	12	9-3	---	---
1978-79	13-16	10	5-5	---	---
1979-80	17-16	11	6-5	---	---
1980-81	21-11	9	9-0	---	---
1981-82	17-14	16	12-4	---	---
1982-83	17-11	16	14-2	---	---
1983-84	22-10	12	10-2	---	---
1984-85	23-7	12	12-0	---	---
1985-86	24-7	10	9-1	---	---
1986-87	18-10	11	8-3	---	---
1987-88	14-13	11	7-4	---	---
1988-89	11-16	10	5-5	---	---
1989-90	7-22	11	3-8	---	---
1990-91	10-18	12	7-5	---	---
1991-92	17-12	16	11-5	---	---
1992-93	12-15	11	6-5	---	---
1993-94	18-12	12	9-3	---	---
1994-95	22-9	11	9-2	---	---
1995-96	12-15	12	7-5	---	---
1996-97	5-22	9	1-8	18,084	842
1997-98	8-19	12	5-7	18,692	815
1998-99	15-14	13	10-3	20,257	1,192
1999-00	25-8	15	13-2	39,880	2,539
2000-01	28-6	12	11-1	40,169	6,530
2001-02	32-4	12	12-0	70,048	4,837
2002-03	19-13	12	8-4	63,560	4,352
2003-04	24-9	13	10-3	73,981	4,815
2004-05	17-13	13	9-4	74,032	5,098
2005-06	31-5	13	12-1	99,233	8,857
2006-07	28-5	12	10-2	125,732	10,979
2007-08	22-9	14	12-2	129,527	9,686
2008-09	32-5	16	15-1	140,564	8,159
2009-10	27-11	12	9-3	97,818	9,213
2010-11	23-12	17	15-2	93,322	6,207
2011-12	21-13	16	11-5	99,742	7,098
2012-13	24-11	17	13-4	102,061	6,123
2013-14	18-5	19	14-5	107,015	4,647
2014-15	21-12	13	12-1	68,636	4,115
2015-16	22-11	14	11-3	66,769	4,769
2016-17	23-10	16	14-2	67,200	4,200
2017-18	16-15	14	10-4	53,550	3,825
Totals	805-536	515	398-133	1,602,402*	5,405*

*Attendance averages for Sherri Coale era



» GRIFFIN FAMILY PERFORMANCE CENTER

Want to train at the nation's premier basketball facility for strength and performance? Oklahoma is the place for you.

Griffin committed in August 2016 to help financially support the construction of the approximately 18,400-gross-square foot training center, which will take 12 months to complete. The addition, which will be built south of the men's and women's basketball's two existing practice gyms and will help enhance strength training facilities for both men's and women's programs, as well as other Sooner student-athletes, will be called the Blake Griffin Performance Center. The approximate total cost of the project is \$7 million.

"We are grateful for Blake Griffin and his family for the mark they are leaving on the University of Oklahoma and our basketball programs," OU women's basketball head coach Sherri Coale. "Their generosity will impact OU student-athletes for years to come and give many unparalleled opportunities for success. This training facility will be help our student-athletes reach their full potential and allow our teams to continue to compete at a championship level."

"Being a Sooner is more than just what you do in competition," said Griffin, who was the 2009 consensus national player of the year and the No. 1 overall pick in that year's NBA Draft. "I am thankful to have had the opportunity to play OU basketball, which has a legacy of people that have made it great. College is such a critical time in an athlete's playing career and it's my honor to help give the men's and women's teams the resources and technology that will give them the best opportunity to succeed. I am humbled that OU has chosen to name this facility after me, and I am really excited to see this high-performance training center come to life."

The Blake Griffin Performance Center is the first of its kind among the nation's collegiate basketball programs. Some of the many features include basketball training courts, free weights, indoor turf, outdoor turf with sand pit, spaces for plyometric and cardiovascular training, cardio and strength testing, locker rooms, an exam and recovery area, a fueling station, a multi-purpose room and overhead fresh-air doors.





YEAR-BY-YEAR ROSTERS

2017-18

0	Vionise Pierre-Louis	C	6-4	Jr.	Lake Worth, Fla.
1	LaNesia Williams	G	5-7	Jr.	Oklahoma City, Okla.
3	Mandy Simpson	F	6-1	Fr.	Boise, Idaho
11	Morgan Rich	G	5-10	RFr.	Scottsville, Ky.
12	Gileysa Penzo	G	5-9	RSO.	Guaynabo, P.R.
14	Shaina Pellington	G	5-7	Fr.	Pickering, Ontario
21	Gabbi Ortiz	G	5-9	Jr.	Racine, Wis.
22	Ana Llanusa	G	6-0	Fr.	Choctaw, Okla.
23	Maddie Manning	G	6-2	RSr.	Ankeny, Iowa
24	Ijeoma Odimgbe	F	6-4	So.	Savannah, Ga.
30	McKenna Treece	C	6-4	Sr.	St. Peters, Mo.

2016-17

0	Vionise Pierre-Louis	C	6-4	Jr.	Lake Worth, Fla.
1	LaNesia Williams	G	5-7	Jr.	Oklahoma City, Okla.
2	T'ona Edwards	G	5-5	Sr.	Spencer, Okla.
3	Derica Wyatt	G	5-10	Sr.	Brentwood, Tenn.
10	Peyton Little	G	5-11	RSr.	Abilene, Texas
11	Morgan Rich	G	5-10	RFr.	Scottsville, Ky.
12	Gileysa Penzo	G	5-9	RSO.	Guaynabo, P.R.
21	Gabbi Ortiz	G	5-9	Jr.	Racine, Wis.
22	Shaya Kellogg	F	6-2	Sr.	Ames, Iowa
23	Maddie Manning	G	6-2	RSr.	Ankeny, Iowa
24	Ijeoma Odimgbe	F	6-4	So.	Savannah, Ga.
25	Gioya Carter	G	5-9	Sr.	Midwest City, Okla.
30	McKenna Treece	C	6-4	Jr.	St. Peters, Mo.
32	Nancy Mulkey	C	6-9	Fr.	Cypress, Texas
33	Chelsea Dungee	G	5-11	Fr.	Sapulpa, Okla.

2015-16

0	Vionise Pierre-Louis	C	6-4	So.	Lake Worth, Fla.
1	Morgan Rich	G	5-10	Fr.	Scottsville, Ky.
2	T'ona Edwards	G	5-5	Jr.	Spencer, Okla.
10	Peyton Little	G	5-11	RJr.	Abilene, Texas
11	Derica Wyatt	G	5-10	Jr.	Brentwood, Tenn.
12	Gileysa Penzo	G	5-9	RFr.	Guaynabo, P.R.
21	Gabbi Ortiz	G	5-9	So.	Racine, Wis.
22	Shaya Kellogg	F	6-2	Jr.	Ames, Iowa
23	Maddie Manning	G	6-2	RJr.	Ankeny, Iowa
24	Ijeoma Odimgbe	F	6-4	Fr.	Savannah, Ga.
25	Gioya Carter	G	5-9	Jr.	Midwest City, Okla.
30	McKenna Treece	C	6-4	So.	St. Peters, Mo.
32	LaNesia Williams	G	5-7	So.	Oklahoma City, Okla.
42	Kaylon Williams	F	6-3	RSr.	Midwest City, Okla.

2014-15

0	Vionise Pierre-Louis	C	6-4	Fr.	Lake Worth, Fla.
1	Nicole Kornet	G	6-1	Jr.	Lantana, Texas
2	T'ona Edwards	G	5-5	So.	Spencer, Okla.
10	Peyton Little	G	5-11	RSO.	Abilene, Texas
11	Derica Wyatt	G	5-10	So.	Brentwood, Tenn.
12	Gileysa Penzo	G	5-9	Fr.	Guaynabo, P.R.
13	Whitney Ritchie	G	5-8	Sr.	Oklahoma City, Okla.
21	Gabbi Ortiz	G	5-9	Fr.	Racine, Wis.
22	Shaya Kellogg	F	6-2	So.	Ames, Iowa
23	Maddie Manning	G	6-2	RSO.	Ankeny, Iowa
24	Sharane Campbell-Olds	G	5-10	Sr.	Spencer, Okla.
25	Gioya Carter	G	5-9	So.	Midwest City, Okla.
30	McKenna Treece	C	6-4	Fr.	St. Peters, Mo.
32	LaNesia Williams	G	5-7	Fr.	Oklahoma City, Okla.
42	Kaylon Williams	F	6-3	RJr.	Midwest City, Okla.

2013-14

1	Nicole Kornet	G	6-1	So.	Lantana, Texas
2	T'ona Edwards	G	5-5	Fr.	Spencer, Okla.
3	Aaryn Ellenberg	G	5-7	Sr.	Las Vegas, Nev.
4	Nicole Griffin	C	6-6	Sr.	Milwaukee, Wis.
10	Morgan Hook	G	5-10	Sr.	Lowell, Ark.
11	Derica Wyatt	G	5-10	Fr.	Brentwood, Tenn.
22	Shaya Kellogg	F	6-2	Fr.	Ames, Iowa
23	Maddie Manning	G	6-2	RFr.	Ankeny, Iowa
24	Sharane Campbell	G	5-10	Jr.	Spencer, Okla.
25	Gioya Carter	G	5-9	Fr.	Midwest City, Okla.
30	Peyton Little	G	5-11	So.	Abilene, Texas
31	Portia Durrett	F	6-1	Sr.	Louisville, Ky.
42	Kaylon Williams	F	6-3	RSO.	Midwest City, Okla.
43	Felisha Gibbs	F	6-2	Fr.	Parkin, Ark.

2012-13

1	Nicole Kornet	G	6-1	Fr.	Lantana, Texas
3	Aaryn Ellenberg	G	5-7	Jr.	Las Vegas, Nev.
4	Nicole Griffin	C	6-6	Jr.	Milwaukee, Wis.
10	Morgan Hook	G	5-10	Jr.	Lowell, Ark.
23	Maddie Manning	G	6-2	Fr.	Ankeny, Iowa
24	Sharane Campbell	G	5-10	So.	Spencer, Okla.
25	Whitney Hand	G	6-1	RJr.	Fort Worth, Texas
31	Portia Durrett	F	6-1	Sr.	Louisville, Ky.
33	Eden Williams	G	5-3	RSO.	Amarillo, Texas
42	Kaylon Williams	F	6-3	So.	Midwest City, Okla.
43	Tara Dunn	F	6-2	RFr.	Poth, Texas
44	Lyndsey Cloman	C	6-3	RJr.	San Antonio, Texas
45	Jasmine Hartman	G	5-10	RSr.	Houston, Texas
53	Joanna McFarland	F/C	6-3	Sr.	Derby, Kan.

2011-12

3	Aaryn Ellenberg	G	5-7	So.	Las Vegas, Nev.
4	Nicole Griffin	C	6-6	So.	Milwaukee, Wis.
10	Morgan Hook	G	5-10	So.	Lowell, Ark.
12	Jelena Cerina	C	6-5	Sr.	Vrsac, Serbia
20	Katherine Zander	F	6-4	Fr.	Orange Park, Fla.
22	DaShawn Harden	G	5-9	Fr.	Olathe, Kan.
24	Sharane Campbell	G	5-10	Fr.	Spencer, Okla.
25	Whitney Hand	G	6-1	RJr.	Fort Worth, Texas
34	Jacqueline Jeffcoat	F	6-2	So.	Plano, Texas
42	Kaylon Williams	F	6-3	Fr.	Midwest City, Okla.
44	Lyndsey Cloman	F/C	6-3	Jr.	San Antonio, Texas
45	Jasmine Hartman	G	5-10	Sr.	Houston, Texas
53	Joanna McFarland	F/C	6-3	Jr.	Derby, Kan.



► Joanna McFarland averaged 10.5 rebounds per game during the 2012-13 season, which ranks sixth in OU single-season history.

YEAR-BY-YEAR ROSTERS



2010-11

3	Aaryn Ellenberg	G	5-7	Fr.	Las Vegas, Nev.
4	Nicole Griffin	C	6-6	Fr.	Milwaukee, Wis.
10	Carlee Roethlisberger	F	6-1	Sr.	Findlay, Ohio
12	Jelena Cerina	C	6-5	Jr.	Vrsac, Serbia
13	Danielle Robinson	G	5-9	Sr.	San Jose, Calif.
14	Lauren Willis	G	5-11	Sr.	Overland Park, Kan.
22	Morgan Hook	G	5-10	Fr.	Lowell, Ark.
25	Whitney Hand	G	6-1	RSO.	Fort Worth, Texas
31	Kodi Morrison	G	5-8	So.	Seminole, Okla.
34	Jacqueline Jeffcoat	F/C	6-2	Fr.	Plano, Texas
44	Lyndsey Cloman	F/C	6-3	So.	San Antonio, Texas
45	Jasmine Hartman	G	5-10	Jr.	Houston, Texas
53	Joanna McFarland	F/C	6-3	So.	Derby, Kan.

2009-10

1	Nyeshia Stevenson	F	5-9	Sr.	Little Rock, Ark.
10	Carlee Roethlisberger	F	6-1	Jr.	Findlay, Ohio
13	Danielle Robinson	G	5-9	Jr.	San Jose, Calif.
14	Lauren Willis	G	5-11	Jr.	Overland Park, Kan.
21	Amanda Thompson	F	6-0	Sr.	Chicago, Ill.
25	Whitney Hand	G	6-1	So.	Fort Worth, Texas
31	Kodi Morrison	G	5-8	Fr.	Varnum, Okla.
34	Abi Olajuwon	C	6-4	Fr.	Los Angeles, Calif.
44	Lyndsey Cloman	C	6-2	Fr.	San Antonio, Texas
45	Jasmine Hartman	G	5-11	So.	Houston, Texas
53	Joanna McFarland	F/C	6-3	Fr.	Derby, Kan.

2008-09

1	Nyeshia Stevenson	F	5-9	Jr.	Little Rock, Ark.
3	Courtney Paris	C	6-4	Sr.	Piedmont, Calif.
4	Abi Olajuwon	C	6-4	Jr.	Los Angeles, Calif.
5	Ashley Paris	F	6-3	Sr.	Piedmont, Calif.
10	Carlee Roethlisberger	F	6-1	So.	Findlay, Ohio
13	Danielle Robinson	G	5-9	So.	San Jose, Calif.
14	Lauren Willis	G	5-11	So.	Overland Park, Kan.
15	Carolyn Winchester	F/C	5-11	Sr.	Washington, Okla.
21	Amanda Thompson	F	6-0	Jr.	Chicago, Ill.
25	Whitney Hand	G	6-1	Fr.	Fort Worth, Texas
31	Rose Hammond	G	5-9	Jr.	Depew, Okla.
45	Jasmine Hartman	G	5-11	Fr.	Houston, Texas
53	Jenny Vining	G	5-9	So.	Marshall, Ark.

2007-08

1	Nyeshia Stevenson	F	5-9	So.	Little Rock, Ark.
2	Jenny Vining	G	5-9	Fr.	Marshall, Ark.
3	Courtney Paris	C	6-4	Jr.	Piedmont, Calif.
4	Abi Olajuwon	C	6-4	So.	Los Angeles, Calif.
5	Ashley Paris	F/C	6-3	Jr.	Piedmont, Calif.
10	Carlee Roethlisberger	F	6-1	Fr.	Findlay, Ohio
11	Jenna Plumley	G	5-4	So.	Red Rock, Okla.
13	Danielle Robinson	G	5-9	Fr.	San Jose, Calif.
14	Lauren Willis	G	5-11	Fr.	Overland Park, Kan.
15	Carolyn Winchester	F/C	5-11	Jr.	Washington, Okla.
21	Amanda Thompson	F	6-0	So.	Chicago, Ill.
31	Rose Hammond	G	5-9	So.	Depew, Okla.

2006-07

1	Nyeshia Stevenson	F	5-9	Fr.	Little Rock, Ark.
3	Courtney Paris	C	6-4	So.	Piedmont, Calif.
4	Abi Olajuwon	C	6-3	Fr.	Los Angeles, Calif.
5	Ashley Paris	F	6-3	So.	Piedmont, Calif.
11	Jenna Plumley	PG	5-4	Fr.	Red Rock, Okla.
15	Carolyn Winchester	F	5-11	So.	Washington, Okla.
20	Kendra Moore	PG	5-5	Sr.	Ardmore, Ark.
21	Amanda Thompson	F	6-0	Fr.	Chicago, Ill.
22	Chelsi Welch	G	5-9	Sr.	Plainview, Texas
24	Leah Rush	F	6-1	Sr.	Amarillo, Texas
31	Rose Hammond	G	5-9	Fr.	Depew, Okla.
32	Krista Sanchez	F	6-1	Sr.	Springdale, Ark.
33	Britney Brown	PG	5-8	Sr.	Norman, Okla.
34	Erin Higgins	G	5-9	Sr.	Oklahoma City

2005-06

3	Courtney Paris	C	6-4	Fr.	Piedmont, Calif.
5	Ashley Paris	C/F	6-3	Fr.	Piedmont, Calif.
11	Laura Andrews	G/F	6-3	Sr.	Washington, Okla.
14	Beky Preston	C	6-3	Sr.	Albuquerque, N.M.
15	Carolyn Winchester	F	5-11	Fr.	Washington, Okla.
20	Kendra Moore	G	5-5	Jr.	Ardmore, Okla.
22	Chelsi Welch	G	5-9	Jr.	Plainview, Texas
24	Leah Rush	F	6-1	Jr.	Amarillo, Texas
32	Krista Sanchez	F	6-1	Jr.	Springdale, Ark.
33	Britney Brown	G	5-8	Jr.	Norman, Okla.
34	Erin Higgins	G	5-9	Jr.	Oklahoma City, Okla.

2004-05

0	Chelsi Welch	G	5-9	So.	Plainview, Texas
11	Laura Andrews	G/F	6-0	Jr.	Washington, Okla.
12	Lauren Shoush	G	5-11	Sr.	Oklahoma City
14	Beky Preston	C	6-3	Jr.	Albuquerque, N.M.
15	Kelly Lam	C	6-3	Fr.	Milwaukee, Wis.
20	Kendra Moore	G	5-5	So.	Ardmore, Okla.
24	Leah Rush	F	6-1	So.	Amarillo, Texas
31	Antoinette Wadsworth	F	5-11	Jr.	Grand Prairie, Texas
32	Krista Sanchez	F	6-1	So.	Springdale, Ark.
33	Britney Brown	G	5-8	So.	Norman, Okla.
34	Erin Higgins	G	5-9	So.	Oklahoma City
35	Diannah Jackson	G	5-9	Sr.	St. Louis, Mo.
50	Casey Walker	C	6-3	So.	Houston, Texas

2003-04

0	Chelsi Welch	G	5-9	So.	Plainview, Texas
5	Maria Villarreal	G	5-8	Sr.	Margarita, Venezuela
10	Caton Hill	F	6-1	Sr.	Ada, Okla.
11	Laura Andrews	G	6-0	So.	Washington, Okla.
12	Lauren Shoush	G	5-11	Jr.	Oklahoma City
14	Beky Preston	C	6-3	So.	Albuquerque, N.M.
20	Kendra Moore	G	5-5	Fr.	Ardmore, Okla.
24	Leah Rush	F	6-1	Fr.	Amarillo, Texas
31	Antoinette Wadsworth	F	5-11	So.	Grand Prairie, Texas
32	Krista Sanchez	F	6-1	Fr.	Springdale, Ark.
33	Britney Brown	G	5-8	Fr.	Norman, Okla.
34	Erin Higgins	G	5-9	Fr.	Oklahoma City
35	Diannah Jackson	G	5-9	Jr.	St. Louis, Mo.
50	Casey Walker	C	6-3	Fr.	Houston, Texas



YEAR-BY-YEAR ROSTERS

2002-03

0	Chelsi Welch	G	5-9	Fr.	Plainview, Texas
4	Stephanie Luce	G	5-6	So.	Southlake, Texas
5	Maria Villarreal	G	5-8	Jr.	Margarita, Venezuela
10	Caton Hill	F	6-1	Jr.	Ada, Okla.
11	Stephanie Simon	G	6-0	Jr.	Clinton, Okla.
12	Lauren Shoush	G	5-11	Fr.	Oklahoma City
14	Beky Preston	C	6-3	Fr.	Albuquerque, N.M.
22	Theresa Jantzen	F/C	6-3	Jr.	Medicine Hat, Alberta
31	Antoinette Wadsworth	G/F	5-11	Fr.	Grand Prairie, Texas
33	Laura Andrews	G/F	6-0	Fr.	Washington, Okla.
34	Erin Higgins	G	5-9	Fr.	Oklahoma City
35	Dionnah Jackson	G	5-9	Fr.	St. Louis, Mo.
50	Casey Walker	C	6-3	Fr.	Houston, Texas
51	Kate Scott	G	5-10	Jr.	Kansas City, Kan.

2001-02

4	Stephanie Luce	G	5-6	So.	Southlake, Texas
10	Caton Hill	F	6-1	Jr.	Ada, Okla.
11	Stephanie Simon	G	6-0	Jr.	Clinton, Okla.
12	Lauren Shoush	G	5-11	Fr.	Oklahoma City
15	Jennifer Cunningham	C	6-3	Sr.	Kingston, Ontario
20	LaNeishea Caufield	G	5-9	Sr.	Ada, Okla.
21	Stacey Dales	G	6-0	Sr.	Brockville, Ontario
22	Theresa Jantzen	F/C	6-3	Jr.	Medicine Hat, Alberta
31	Antoinette Wadsworth	G/F	5-11	Fr.	Grand Prairie, Texas
33	Rosalind Ross	G	5-9	Sr.	Milwaukee, Wis.
35	Dionnah Jackson	G	5-9	Fr.	St. Louis, Mo.
40	Shannon Selmon	F	6-1	Sr.	Norman, Okla.
42	Lindsey Casey	F	6-1	Fr.	Longview, Texas
45	Jamie Talbert	F	6-2	Sr.	Elkhart, Kan.
51	Kate Scott	G	5-10	Jr.	Kansas City, Kan.

2000-01

00	Desiree Taylor	F	6-1	Sr.	Richardson, Texas
10	Caton Hill	F	6-1	So.	Ada, Okla.
11	Stephanie Simon	G	6-0	So.	Clinton, Okla.
13	Sunny Hardeman	G	5-7	Sr.	Norman, Okla.
14	Stephanie Luce	G	5-6	Fr.	Southlake, Texas
15	Jennifer Cunningham	C	6-3	Jr.	Kingston, Ontario
20	LaNeishea Caufield	G	5-9	Jr.	Ada, Okla.
21	Stacey Dales	G	6-0	Jr.	Brockville, Ontario
23	Jadrea Seeley	G	6-1	So.	Bethel, Okla.
32	Emily Britt	F	6-0	So.	Granbury, Texas
33	Rosalind Ross	G	5-9	Jr.	Milwaukee, Wis.
40	Shannon Selmon	F	6-1	Jr.	Norman, Okla.
45	Jamie Talbert	F	6-2	Jr.	Elkhart, Kan.
51	Kate Scott	G	5-10	So.	Kansas City, Kan.

1999-00

00	Desiree Taylor	F	6-1	Jr.	Richardson, Texas
4	Jessica Rhoten	F/C	6-3	Jr.	Enid, Okla.
10	Caton Hill	F	6-1	Fr.	Ada, Okla.
11	Stephanie Simon	G	6-0	Fr.	Clinton, Okla.
12	Angye Tilley	G	5-9	Fr.	Bristow, Okla.
13	Sunny Hardeman	G	5-7	Jr.	Norman, Okla.
15	Jennifer Cunningham	C	6-3	So.	Kingston, Ontario
20	LaNeishea Caufield	G	5-9	So.	Ada, Okla.
21	Stacey Dales	G	6-0	So.	Brockville, Ontario
23	Jadrea Seeley	G	6-2	Fr.	Bethel, Okla.
32	Emily Britt	F	6-0	Fr.	Granbury, Texas
33	Kate Scott	F	5-10	Fr.	Overland Park, Kan.
34	Phylesha Whaley	F	5-10	Sr.	Slaton, Texas
40	Shannon Selmon	F	6-1	So.	Norman, Okla.
43	Jamie Mayer	G	5-9	Fr.	Elk City, Okla.

1998-99

00	Desiree Taylor	F	6-1	So.	Richardson, Texas
11	Miranda Stacy	F	5-8	Jr.	Tulsa, Okla.
13	Sunny Hardeman	G	5-7	So.	Norman, Okla.
14	Jamie Anderson	C	6-3	Sr.	Epping, Australia
15	Jennifer Cunningham	C	6-3	Fr.	Kingston, Ontario
20	LaNeishea Caufield	G	5-9	Fr.	Ada, Okla.
21	Stacey Dales	G	6-0	Fr.	Brockville, Ontario
22	Michele Workman	F	5-11	Sr.	Chickasha, Okla.
24	Zuzana Krumlova	C	6-4	So.	Prague, Czech Republic
31	Nola Wainohu	F	5-10	Jr.	Hamilton, N.Z.
32	Kelley Workman	F	5-11	Sr.	Chickasha, Okla.
34	Phylesha Whaley	F	5-10	Jr.	Slaton, Texas
40	Shannon Selmon	F	6-1	Fr.	Norman, Okla.

1997-98

00	Desiree Taylor	F	6-1	Fr.	Richardson, Texas
3	Shonika Breedlove	G	5-7	Sr.	Muskogee, Okla.
4	Shontell Brown	G	5-6	So.	Denver, Colo.
10	Roxanne Long	G	5-8	Sr.	Corvallis, Ore.
11	Miranda Stacy	F	5-8	Jr.	Tulsa, Okla.
13	Sunny Hardeman	G	5-7	Fr.	Norman, Okla.
14	Jamie Anderson	C	6-3	Jr.	Epping, Australia
21	Stacey Dales	G/F	6-0	Fr.	Brockville, Ontario
22	Michele Workman	F	5-11	Jr.	Chickasha, Okla.
24	Zuzana Krumlova	C	6-4	Fr.	Prague, Czech Republic
32	Kelley Workman	F	5-11	Jr.	Chickasha, Okla.
34	Phylesha Whaley	F	5-10	So.	Slaton, Texas

1996-97

3	Shonika Breedlove	G	5-7	Jr.	Muskogee, Okla.
4	Shontell Brown	G	5-6	Fr.	Denver, Colo.
10	Roxanne Long	G	5-8	Jr.	Corvallis, Ore.
12	Suzanne Kern	C	6-2	Fr.	Jenks, Okla.
15	Jennifer Hajek	G	5-7	Jr.	Hennessey, Okla.
22	Michele Workman	F	5-11	So.	Chickasha, Okla.
23	Jamie Phillips	C	6-2	Jr.	Sallisaw, Okla.
24	Tina Taylor	F	6-0	Sr.	Vian, Okla.
25	Yolanda Anderson	C	6-2	Sr.	Lincolntonville, S.C.
32	Kelley Workman	F	5-11	So.	Chickasha, Okla.
33	Jenny Bramer	G	5-8	Sr.	Omaha, Neb.



» **Rosalind Ross** was named to the 2002 Final Four All-Tournament Team and drafted by the Los Angeles Sparks in the first round of the WNBA Draft that same year. Ross scored 26 points and 10 rebounds in OU's 86-71 win over Duke to help the Sooners advance to the 2002 national championship game.

YEAR-BY-YEAR ROSTERS



34 Phylesha Whaley F 5-10 Fr.
44 Kelli Inman F 6-0 So.

Slaton, Texas
Ringwood, Okla.

40 J'Anna Williams C 6-2 Fr.
43 Sheri Black F 6-0 So.
44 Angi Guffy F 6-2 So.

Jenks, Okla.
Dale, Okla.
Ringwood, Okla.

1995-96

3 Lori Schenk F 5-11 Fr.
5 Kendra Panther G 5-8 Fr.
10 Roxanne Long G 5-8 So.
15 Jennifer Hajek G 5-7 So.
20 Nikki Corcoran F 5-10 Sr.
21 LaNae Jones C 6-5 Sr.
22 Pam Pennon G 5-6 Sr.
23 Jamie Phillips C 6-2 So.
24 Tina Taylor F 6-0 Jr.
25 Yolanda Anderson C 6-2 Jr.
31 Leslie Flemons F 6-1 Jr.
32 Etta Maytubby F 5-11 Sr.
33 Kelley Workman F 5-11 Fr.
34 Michele Workman F 5-11 Fr.
44 Kelli Inman F 6-0 Fr.

Watonga, Okla.
Rapid City, S.D.
Corvallis, Ore.
Hennessey, Okla.
Bethel, Okla.
Kaufman, Texas
Eagletown, Okla.
Sallisaw, Okla.
Vian, Okla.
Lincolnville, S.C.
Altus, Okla.
Del City, Okla.
Chickasha, Okla.
Chickasha, Okla.
Ringwood, Okla.

1991-92

11 Melissa Richie F 5-7 Fr.
13 Mandy Wade F 6-3 Fr.
20 Amanda Hopkins G 5-8 Jr.
22 Angie Alexander G 5-11 Sr.
23 Carin Stites G 5-9 Sr.
24 Sharee Mitchum F 5-10 Fr.
25 Amy Hightower G 5-10 Fr.
30 Elissa Walker F 6-1 Sr.
32 Sharon Webster F 6-0 Jr.
34 Yakin Wilson G 5-8 Fr.
40 Kelli Epps F 5-11 Sr.
43 Sherri Black F 6-0 Fr.
44 Angi Guffy F 6-2 Fr.
55 Connie Bodine F 5-11 Fr.

Jay, Okla.
Ringling, Okla.
Woodward, Okla.
Preston, Okla.
Adair, Okla.
Muskogee, Okla.
Piedmont, Okla.
Great Falls, Mont.
Midwest City, Okla.
Oklahoma City
Bartlesville, Okla.
Dale, Okla.
Ringwood, Okla.
Derby, Kan.

1994-95

10 Roxanne Long G 5-7 So.
11 Melissa Richie G 5-8 Jr.
12 Stephanie Chandler F 6-0 Jr.
13 Mandy Wade C 6-3 Sr.
15 Jennifer Hajek G 5-7 Fr.
20 Nikki Corcoran G/F 5-10 Jr.
21 LaNae Jones C 6-5 Jr.
22 Pam Pennon G 5-6 Jr.
23 Jamie Phillips C 6-2 Fr.
24 Sharee Mitchum G/F 5-10 Sr.
30 Malisa Daniel C 6-4 Fr.
31 Leslie Flemons F 6-1 So.
32 Etta Maytubby F 5-11 Jr.
33 Misty Van Curen G 5-8 Jr.
43 Sheri Black F 6-0 Sr.
44 Angi Guffy F 6-2 Sr.

Corvallis, Ore.
Jay, Okla.
Tulsa, Okla.
Ringling, Okla.
Hennessey, Okla.
Bethel, Okla.
Kaufman, Texas
Eagletown, Okla.
Sallisaw, Okla.
Muskogee, Okla.
Prague, Okla.
Altus, Okla.
Del City, Okla.
Mustang, Okla.
Dale, Okla.
Ringwood, Okla.

1990-91

10 Cecilia Harge F 5-10 So.
11 Cara Jenkins-Gresham G 5-4 Fr.
20 Amanda Hopkins G 5-7 Jr.
22 Angie Alexander G/F 5-11 Jr.
23 Robin Smith G 5-9 So.
24 Dana Posey G 5-7 Jr.
30 Elissa Walker F 6-1 Jr.
31 Lori Johnson G 5-8 So.
32 Sharon Webster F 6-0 So.
33 Rhonda Matzke G 5-8 So.
34 Kris Hanson F/C 6-2 Jr.
40 Kelli Epps G/F 5-11 Jr.
43 Carin Stites G 5-9 Jr.
44 Marla Duncan F 5-10 Sr.
50 Cathy Bassett F 6-0 Sr.
53 Shannon Hallahan C 6-2 So.

Albuquerque, N.M.
Oklahoma City
Woodward, Okla.
Preston, Okla.
Troy, Mo.
Ardmore, Okla.
Great Falls, Mont.
Anadarko, Okla.
Midwest City, Okla.
Silver Lake, Kan.
Yorkshire, N.Y.
Bartlesville, Okla.
Adair, Okla.
Milwaukee, Wis.
Sanborn, Minn.
Fremont, Calif.

1993-94

10 Roxanne Long G 5-7 Fr.
11 Melissa Richie G 5-8 Jr.
13 Mandy Wade C 6-3 Jr.
14 Crystal Lawson G 5-8 So.
20 Nikki Corcoran G/F 5-10 So.
21 LaNae Jones C 6-5 So.
23 Jamie Graves G 5-8 Sr.
24 Sharee Mitchum G/F 5-10 Jr.
25 Amy Hightower F 5-10 Jr.
31 Leslie Flemons F 6-1 Fr.
32 Etta Maytubby F 5-11 So.
33 Misty Van Curen G 5-8 So.
43 Sheri Black F 6-0 Jr.
44 Angi Guffy F 6-2 Jr.

Corvallis, Ore.
Jay, Okla.
Ringling, Okla.
Jenks, Okla.
Bethel, Okla.
Kaufman, Texas
Ponca City, Okla.
Muskogee, Okla.
Piedmont, Okla.
Altus, Okla.
Del City, Okla.
Mustang, Okla.
Dale, Okla.
Ringwood, Okla.

1989-90

00 Shannon Hallahan C 6-2 Fr.
12 Laura Rushing G 5-8 Sr.
13 Dawn Bleacher F 5-10 Fr.
21 Cathy Bassett F 6-0 Jr.
22 Angie Alexander G/F 5-11 So.
23 Robin Smith G 5-9 Fr.
24 Dana Posey G 5-7 So.
30 Elissa Walker F 6-1 So.
32 Sharon Webster F 6-0 Fr.
33 Rhonda Matzke G 5-8 Fr.
34 Kris Hanson F/C 6-2 So.
40 Kelli Epps G/F 5-11 Jr.
42 Tami Rogers F/G 5-9 Sr.
43 Kerri Mulry F 6-1 Sr.
44 Marla Duncan F 5-10 Jr.

Fremont, Calif.
Claremore, Okla.
Moore, Okla.
Sanborn, Minn.
Preston, Okla.
Troy, Mo.
Ardmore, Okla.
Great Falls, Mont.
Midwest City, Okla.
Silver Lake, Kan.
Yorkshire, N.Y.
Bartlesville, Okla.
Mont Belvieu, Texas
Combined Locks, Wis.
Milwaukee, Wis.

1992-93

11 Melissa Richie G 5-8 So.
13 Mandy Wade C 6-3 So.
14 Crystal Lawson G 5-8 Fr.
20 Nikki Corcoran G/F 5-10 Fr.
21 LaNae Jones C 6-5 Fr.
23 Jamie Graves G 5-8 Jr.
24 Sharee Mitchum G/F 5-10 So.
25 Amy Hightower F 5-10 So.
31 Leslie Flemons F 6-1 Fr.
32 Etta Maytubby F 5-11 So.
33 Misty Van Curen G 5-8 Fr.

Jay, Okla.
Ringling, Okla.
Jenks, Okla.
Bethel, Okla.
Kaufman, Texas
Ponca City, Okla.
Muskogee, Okla.
Piedmont, Okla.
Altus, Okla.
Del City, Okla.
Mustang, Okla.



YEAR-BY-YEAR ROSTERS

1988-89

3	Stephanie Sammons	G	5-4	Fr.	Plano, Texas
10	Beth Brown	G	5-5	So.	Sallisaw, Okla.
12	Laura Rushing	G	5-8	Jr.	Claremore, Okla.
21	Lori Johnson	G	5-6	Fr.	Anadarko, Okla.
22	Angie Alexander	G	5-11	Fr.	Preston, Okla.
23	Shelly Neeley	G	5-8	Sr.	Dighton, Kan.
24	Dana Posey	G	5-9	Fr.	Ardmore, Okla.
32	Erika Notzke	C	6-3	Sr.	Lawton, Okla.
33	Jo Mosley	F	6-0	Sr.	Oklahoma City
34	Kris Hanson	C	6-2	Fr.	Yorkshire, N.Y.
35	Tina Ogden	F	5-11	So.	Woodward, Okla.
40	Kelli Epps	G	5-9	So.	Bartlesville, Okla.
42	Tami Rogers	G	5-9	Jr.	Mont Belvieu, Texas

1987-88

3	Toni Campbell	G	5-6	So.	Philadelphia, Pa.
10	Pam Zachary	G	5-6	Jr.	Sapulpa, Okla.
12	Laura Rushing	G	5-9	So.	Claremore, Okla.
14	Margaret McKeon	G	5-7	So.	New York City, N.Y.
21	Terry Willis	F	6-1	Sr.	Lawton, Okla.
22	Lee Brock	G	5-8	Sr.	Ventura, Calif.
23	Shelly Neeley	G	5-8	Jr.	Dighton, Kan.
32	Erika Notzke	C	6-3	Jr.	Lawton, Okla.
33	Jo Mosley	F	6-0	Jr.	Oklahoma City, Okla.
34	Dale Ivey	F	6-1	Sr.	Brookshire, Texas
35	Tina Ogden	F	5-11	Fr.	Woodward, Okla.
40	Kelli Epps	G/F	5-9	Fr.	Bartlesville, Okla.
42	Tami Rogers	G	5-9	Jr.	Mont Belvieu, Texas

1986-87

10	Pam Zachary	G	5-6	So.	Sapulpa, Okla.
14	Margaret McKeon	G	5-7	Fr.	New York City, N.Y.
15	Laura Rushing	G	5-9	Fr.	Claremore, Okla.
20	Toni Campbell	G	5-6	Fr.	Philadelphia, Pa.
21	Terry Willis	F	6-1	Sr.	Lawton, Okla.
22	Lee Brock	G	5-8	Jr.	Ventura, Calif.
23	Shelly Neeley	G	5-8	So.	Dighton, Kan.
30	LaTrenda Phillips	G	6-0	Sr.	Lawton, Okla.
32	Erika Notzke	C	6-3	So.	Lawton, Okla.
33	Jo Mosley	F	6-0	So.	Oklahoma City, Okla.
34	Dale Ivey	C	6-0	Jr.	Brookshire, Texas
42	Tami Rogers	G	5-9	So.	Mont Belvieu, Texas
43	Julie Callan	C	6-0	Jr.	Lombard, Ill.
52	Lisa Allison	C	6-3	Sr.	Carthage, Mo.

1985-86

10	Pam Zachary	G	5-6	Fr.	Sapulpa, Okla.
13	Vickie Green	G	5-9	Sr.	Dallas, Texas
14	Jacquetta Hurlley	F	6-1	Sr.	Oklahoma City
15	Michelle West	G	5-10	Fr.	Lawton, Okla.
20	Viki Streets	G	5-6	Sr.	Bartlesville, Okla.
21	Terry Willis	F	6-1	Jr.	Lawton, Okla.
22	Lee Brock	G	5-8	So.	Ventura, Calif.
23	Shelly Neeley	G	5-8	Fr.	Dighton, Kan.
30	LaTrenda Phillips	G	6-0	Jr.	Lawton, Okla.
32	Erika Notzke	F	6-3	Fr.	Lawton, Okla.
33	Jo Mosley	F	6-0	Fr.	Oklahoma City, Okla.
34	Kelly Hill	C	6-2	Jr.	Washington, Okla.
42	Tami Rogers	G	5-9	Fr.	Mont Belvieu, Texas
43	Julie Callan	C	6-0	So.	Lombard, Ill.
52	Lisa Allison	C	6-3	Jr.	Carthage, Mo.

1984-85

10	Shirley Fisher	G	5-9	Jr.	Oklahoma City, Okla.
12	Viki Streets	G	5-6	Jr.	Bartlesville, Okla.
13	Vickie Green	G	5-9	Jr.	Dallas, Texas
14	Jacquetta Hurlley	F/C	6-1	Jr.	Fox, Okla.
15	Cynthia Pickens	G	5-7	Sr.	Graham, Okla.
20	Terry Willis	F/C	6-1	So.	Lawton, Okla.
22	Lee Brock	G	5-8	Fr.	Ventura, Calif.
30	LaTrenda Phillips	F/G	6-0	So.	Lawton, Okla.
31	Mandy Miller	C	6-2	So.	Broken Arrow, Okla.
34	Kelly Hill	C	6-2	So.	Washington, Okla.
42	Lisa Allison	C	6-3	So.	Carthage, Mo.
43	Julie Callan	C	6-1	So.	Lombard, Ill.

1983-84

10	Shirley Fisher	G	5-9	So.	Oklahoma City, Okla.
14	Jacquetta Hurlley	F/C	6-1	So.	Fox, Okla.
15	Cynthia Pickens	G	5-7	Jr.	Graham, Okla.
20	Terry Willis	F	6-1	Jr.	Lawton, Okla.
21	Lynn McCurdy	F/G	5-11	Sr.	Purcell, Okla.
23	Bonita Turner	G	5-8	Sr.	Colbert, Okla.
30	LaTrenda Phillips	G	6-0	Fr.	Lawton, Okla.
31	Mandy Miller	C	6-2	Fr.	Broken Arrow, Okla.
32	Toni Eldridge	G	5-9	So.	Cerritos, Calif.
33	Andath Beers	G	5-9	Sr.	Bixby, Okla.
34	Kelly Hill	C	6-2	Fr.	Washington, Okla.
42	Lisa Allison	C	6-3	Fr.	Carthage, Mo.

1982-83

10	Shirley Fisher	G	5-9	Fr.	Oklahoma City, Okla.
12	Kari Holder	G	5-8	So.	Los Alamos, N.M.
13	Sandy Heatherington	G	5-9	Sr.	Moore, Okla.
14	Jacquetta Hurlley	F	6-1	Fr.	Fox, Okla.
15	Carla Pearson	F/G	5-9	Sr.	St. Louis, Mo.
21	Lynn McCurdy	F/G	5-11	Jr.	Purcell, Okla.
22	Ladanah Sanders	G	5-7	Sr.	Asher, Okla.
23	Bonita Turner	G	5-8	Jr.	Colbert, Okla.
24	Molly McGuire	C	6-1	Sr.	Pawhuska, Okla.
30	Shelley Waller	F	5-11	Sr.	Okmulgee, Okla.
31	Jenny Ogle	C	6-1	So.	Tahlequah, Okla.
32	Toni Eldridge	F/G	5-10	Fr.	Cerritos, Calif.
33	Ardath Beers	G	5-9	Jr.	Bixby, Okla.
42	Sherri Willis	F	5-11	Fr.	Queens, N.Y.

1981-82

11	Cathy Gerdes	G	5-4	Jr.	Houston, Texas
12	Kari Holder	G	5-7	Fr.	Los Alamos, N.M.
13	Sandy Douglas	G	5-9	Jr.	Tuttle, Okla.
14	Janet Southard	F	5-11	Sr.	Moore, Okla.
15	Carla Pearson	G	5-9	Jr.	St. Louis, Mo.
20	Jenny Ogle	F	6-0	Fr.	Tahlequah, Okla.
21	Lynn McCurdy	F/G	5-10	So.	Purcell, Okla.
22	Ladanah Sanders	G	5-7	Jr.	Asher, Okla.
23	Bonita Turner	G	5-8	So.	Colbert, Okla.
24	Molly McGuire	C	6-1	Jr.	Pawhuska, Okla.
30	Shelley Waller	F	5-9	Jr.	Okmulgee, Okla.
32	Dee Dee Swan	F	6-0	So.	Arvada, Colo.
33	Ardath Beers	G	5-8	So.	Bixby, Okla.
43	Lisa Bittle	C	6-0	Fr.	Bixby, Okla.



» **LaTrenda Phillips** earned first team All-Big Eight honors following her junior and senior seasons. She averaged 13.1 points as OU earned its first-ever conference title in 1986. Phillips still ranks sixth in school history with 232 steals.

1980-81

11 Rhona Ray	G	5-6	Fr.	Norman, Okla.
14 Janet Southard	F	5-11	Jr.	Moore, Okla.
15 Carla Pearson	G	5-8	So.	St. Louis, Mo.
20 Janet Gabriel	G	5-8.5	Sr.	Sayre, Pa.
21 Lynn McCurdy	G	5-10	Fr.	Purcell, Okla.
22 Ladanah Sanders	G	5-7	So.	Asher, Okla.
23 Bonita Turner	G	5-8	Fr.	Colbert, Okla.
24 Molly McGuire	F/C	6-0	So.	Pawhuska, Okla.
30 Shelley Waller	G	5-9	So.	Okmulgee, Okla.
32 Teresa Ray	F/C	6-0	Sr.	Norman, Okla.
33 Joyce Parker	F	6-0	Sr.	Colbert, Okla.
34 Karen Morrison	G	5-8	So.	Jenks, Okla.
43 Erin Schriber	F/C	6-0	Fr.	Jenks, Okla.

1979-80

10 Cherie LaDue	G	5-6	Fr.	Dallas, Texas
11 Barbie Daugherty	G	5-4	Fr.	Holdenville, Okla.
12 Mary Lane	G	5-4	Jr.	Fairfax, Okla.
14 Janet Freeman	F	5-11	So.	Moore, Okla.
15 Carla Pearson	G/F	5-8	Fr.	St. Louis, Mo.
21 Leslie Core	G	5-8	Fr.	Pawhuska, Okla.
22 Ladanah Sanders	G	5-7	Fr.	Asher, Okla.
23 Terri Adams	C	6-0	Sr.	Sharon, Okla.
24 Molly McGuire	C/F	6-0	Fr.	Pawhuska, Okla.
30 Shelley Waller	F	5-9	Fr.	Okmulgee, Okla.
32 Teresa Ray	C/F	6-0	So.	Norman, Okla.
33 Joyce Parker	F	6-0	Jr.	Colbert, Okla.
34 Karen Morrison	G	5-8	Fr.	Jenks, Okla.
35 Gail Lashley	G	5-6	Jr.	Keota, Okla.

1978-79

14 Janet Freeman	F	6-0	Fr.	Moore, Okla.
21 Karon Coutts	G	5-4	So.	Mustang, Okla.
22 Jana Brady	F	5-11	So.	Healdton, Okla.
23 Lorna Goodnoh	G	5-9	So.	Del City, Okla.
25 Susan Gregg	G/F	5-9	So.	Harrah, Okla.
30 Mary Lane	G	5-4	So.	Norman, Okla.
31 Barbara Johnson	C	6-2	Fr.	Duncan, Okla.
32 Marta Moorman	G	5-7	Sr.	Tonkawa, Okla.
33 Joyce Parker	F	6-0	So.	Colbert, Okla.
35 Janet Fajen	F/C	6-0	So.	Guymon, Okla.
Teresa Ray	C	6-0	So.	Norman, Okla.
Annette Tucker	G	5-6	So.	Noble, Okla.

1977-78

10 Vicki McCann	G	5-8	Fr.	Lindsay, Okla.
11 Annette Tucker	G	5-6	Fr.	Noble, Okla.
13 LaDawn Whitlock	G	5-6	Fr.	Byng, Okla.
14 Janet Fajen	C/F	6-0	Fr.	Guymon, Okla.
15 Lisa Wasson	G	5-7	Fr.	Pernell, Okla.
20 Teresa Ray	C/F	6-0	Fr.	Norman, Okla.
21 Joyce Parker	C/F	6-0	Fr.	Colbert, Okla.
22 Jana Brady	C/F	5-11	Fr.	Healdton, Okla.
23 Dinah Christian	F	5-10	Fr.	Choctaw, Okla.
24 Olive Kehnemund	F	5-10	Jr.	Enid, Okla.
25 Terry Marcum	G	5-7	Fr.	Norman, Okla.
30 Marta Moorman	F	5-10	Jr.	Tonkawa, Okla.

1976-77

10 Saundra Parker	G	5-6	Fr.	Del City, Okla.
11 Terry James	G	5-4	Fr.	Talihina, Okla.
12 Gail Frasier	F/G	5-6	Fr.	Oklahoma City
14 Mary Lane	G	5-4	Fr.	Fairfax, Okla.
15 Debbie Sheppard	G/F	5-7	Fr.	Mustang, Okla.
20 Pam Lewis	G	5-2	Fr.	Dale, Okla.
21 Janet Whitehorse	G	5-4	So.	Elgin, Okla.
22 Susan Whitehorse	F	5-9	So.	Elgin, Okla.
23 Lorna Derby	F	5-9	Fr.	Del City, Okla.
24 Susan Smith	G	5-3	Fr.	Moore, Okla.
25 Kris Mullins	F	5-7	Fr.	Purcell, Okla.
30 Cindy Ladner	F	6-0	Jr.	Eldorado, Okla.

1975-76

11 Mildred Montgomery	5-8	So.	Poteau, Okla.
13 Kim Jones	5-7	Fr.	Moore, Okla.
15 Vee Sutton	5-4	Fr.	Tulsa, Okla.
21 Janet Whitehorse	5-7	Fr.	Elgin, Okla.
22 Robyn Barkett	5-5	Fr.	Alva, Okla.
23 Bonnie Little	5-10	Jr.	Marshalltown, Iowa
24 Jo Stottsberry	5-11	So.	Poteau, Okla.
30 Sherri Jackson	5-6	Fr.	Collinsville, Okla.
31 Cindy Foor	5-6	So.	Norman, Okla.
33 Julie Arrington	5-10	Fr.	Canadian, Texas
34 Toni Bayouth	5-4	Fr.	Cleveland, Okla.
45 Deborah Clark	5-6	So.	Catossa, Okla.
51 Susan Whitehorse	5-9	Fr.	Elgin, Okla.

1974-75

11 Jackie Farley	F	5-6	Sr.	Tipton, Okla.
15 Mollie Barnes	G	5-3	Fr.	Schulter, Okla.
22 Jana Jobe	G	5-1	Fr.	Moore, Okla.
25 Shelly Thomas	F	5-7	Jr.	Oklahoma City
30 Cay Papagolos	F	5-5	Fr.	Midwest City, Okla.
33 Julie Arrington	C	5-10	Fr.	Canadian, Texas
34 Mary Larchey	F	5-7	So.	Brahman, Okla.
45 Deborah Clark	F	5-6	So.	Catossa, Okla.
54 Alice Roach	G	5-1	Fr.	Owasso, Okla.



ROSTER BY HOMETOWN

ARKANSAS (5)

Nyeshia Stevenson (Little Rock)
Jenny Vining (Marshall)
Felisha Gibbs (Parkin)
Morgan Hook (Rogers)
Krista Sanchez (Springdale)

CALIFORNIA (7)

Shannon Hallahan (Fremont)
Toni Eldridge (Cerritos)
Abi Olajuwon (Los Angeles)
Ashley Paris (Piedmont)
Courtney Paris (Piedmont)
Danielle Robinson (San Jose)
Lee Brock (Ventura)

COLORADO (2)

Dee Dee Swan (Arvada)
Shontell Brown (Denver)

FLORIDA (2)

Nydia Lampkin (Palm Bay)
Katherine Zander (Orange Park)

GEORGIA (1)

Ijeoma Odimgbe (Savannah)

KANSAS (9)

Shelly Neeley (Dighton)
Connie Bodine (Derby)
Joanna McFarland (Derby)
Jamie Talbert (Elkhart)
Kate Scott (Kansas City)
Joanna McFarland (McPherson)
DaShawn Harden (Olathe)
Lauren Willis (Overland Park)
Rhonda Matzke (Silver Lake)

KENTUCKY (2)

Portia Durrett (Louisville)
Morgan Rich (Scottsville)

IDAHO (1)

Mandy Simpson (Boise)

ILLINOIS (1)

Amanda Thompson (Chicago)

IOWA (3)

Maddie Manning (Ankeny)
Shaya Kellogg (Ames)
Bonnie Little (Marshalltown)

MINNESOTA (1)

Cathy Bassett (Sanborn)

MISSOURI (5)

Lisa Allison (Carthage)
Dionnah Jackson (St. Louis)
Carla Pearson (St. Louis)
Robin Smith (Troy)
McKenna Treece (St. Peters)

MONTANA (1)

Elissa Walker (Great Falls)

NEBRASKA (1)

Jenny Bramer (Omaha)

NEVADA (1)

Aaryn Ellenberg (Las Vegas)

NEW MEXICO (3)

Cecilia Harge (Albuquerque)
Beky Preston (Albuquerque)
Kari Holder (Los Alamos)

NEW YORK (3)

Sherri Willis (Queens)
Margaret McKeon (New York City)
Kris Hanson (Yorkshire)

OHIO (1)

Carlee Roethlisberger (Findlay)

OKLAHOMA (138)

LaNeishea Caufield (Ada)
Caton Hill (Ada)
Carin Stites (Adair)
Leslie Flemons (Altus)
Robyn Barkett (Alva)
Lori Johnson (Anadarko)
Clary Donica (Ardmore)
Kendra Moore (Ardmore)
Dana Posey (Ardmore)
Ladanah Sanders (Asher)
Kelli Epps (Bartlesville)
Viki Streets (Bartlesville)
Nikki Corcoran (Bethel)
Jadrea Seeley (Bethel)
Andath Beers (Bixby)
Lisa Bittle (Bixby)
Mary Larchey (Brahman)
Angye Tilley (Bristow)
Mandy Miller (Broken Arrow)
Aspen Williston (Broken Bow)
LaDawn Whitlock (Byng)
Deborah Clark (Catoosa)
Kelley Workman (Chickasha)
Michele Workman (Chickasha)
Dinah Christian (Choctaw)
Ana Llanusa (Choctaw)
Laura Rushing (Claremore)
Toni Bayouth (Cleveland)
Stephanie Simon (Clinton)
Joyce Parker (Colbert)
Bonita Turner (Colbert)
Sherri Jackson (Collinsville)
Sheri Black (Dale)
Pam Lewis (Dale)
Lorna Derby-Goodnoh (Del City)
Etta Maytubby (Del City)
Sandra Parker (Del City)
Rose Hammond (Depew)
Barbara Johnson (Duncan)
Pam Pennon (Eagletown)

Cindy Ladner (Eldorado)
Jamie Mayer (Elk City)
Janet Whitehorse (Elgin)
Susan Whitehorse (Elgin)
Olive Kehnemund (Enid)
Mary Lane (Fairfax)
Jacquetta Hurley (Fox)
Cynthia Pickens (Graham)
Janet Fajen (Guymon)
Susan Gregg (Harrah)
Jana Brady (Healdton)
Jennifer Hajek (Hennessey)
Barbie Daugherty (Holdenville)
Stephanie McGhee (Howe)
Melissa Richie (Jay)
Suzanne Kern (Jenks)
Crystal Lawson (Jenks)
Karen Morrison (Jenks)
Erin Schrieber (Jenks)
J'Anna Williams (Jenks)
Gail Lashley (Keota)
LaTrenda Phillips (Lawton)
Erika Notzke (Lawton)
Michelle West (Lawton)
Terry Willis (Lawton)
Vicki McCann (Lindsay)
Julie Callan (Lombard)
Gloya Carter (Midwest City)
Cay Papagolos (Midwest City)
Sharon Webster (Midwest City)
Kaylor Williams (Midwest City)
Dawn Bleacher (Moore)
Sandy Heatherington (Moore)
Jana Jobe (Moore)
Kim Jones (Moore)
Jessi Murcer (Moore)
Susan Smith (Moore)
Janet Freeman-Southard (Moore)
Shonika Breedlove (Muskogee)
Sharee Mitchum (Muskogee)
Karen Coutts (Mustang)
Debbie Sheppard (Mustang)
Misty Van Curen (Mustang)
Annette Tucker (Noble)
Britney Brown (Norman)
Cindy Foor (Norman)
Sunny Hardeman (Norman)
Terry Marcum (Norman)
Rhona Ray (Norman)
Teresa Ray (Norman)
Shannon Selmon (Norman)
Shirley Fisher (Oklahoma City)
Gail Frazier (Oklahoma City)
Cara Jenkins-Gresham (Oklahoma City)
Erin Higgins (Oklahoma City)
Jacquetta Hurley (Oklahoma City)
Jo Mosley (Oklahoma City)
Lauren Shoush (Oklahoma City)
Whitney Ritchie (Oklahoma City)
Shelly Thomas (Oklahoma City)
LaNeisa Williams (Oklahoma City)
Yakini Wilson (Oklahoma City)
Shelley Waller (Okmulgee)
Alice Roach (Owasso)



Leslie Core (Pawhuska)
 Molly McGuire (Pawhuska)
 Lisa Watson (Pernell)
 Amy Hightower (Piedmont)
 Jamie Graves (Ponca City)
 Mildred Montgomery (Poteau)
 Jo Stottsberry (Poteau)
 Malisa Daniel (Prague)
 Angie Alexander (Preston)
 Lynn McCurdy (Purcell)
 Kris Mullins (Purcell)
 Jenna Plumley (Red Rock)
 Mandy Wade (Ringling)
 Angi Guffy (Ringwood)
 Kelli Inman (Ringwood)
 Beth Brown (Sallisaw)
 Jamie Phillips (Sallisaw)
 Chelsea Dungee (Sapulpa)
 Pam Zachary (Sapulpa)
 Mollie Barnes (Schulter)
 Kodi Morrison (Seminole)
 Terri Adams (Sharon)
 Sharane Campbell (Spencer)
 T'ona Edwards (Spencer)
 Jennye Ogle (Tahlequah)
 Terry James (Talihina)
 Jackie Farley (Tipton)
 Marta Moorman (Tonkawa)
 Stephaine Chandler (Tulsa)
 Miranda Stacy (Tulsa)
 Vee Sutton (Tulsa)
 Sandy Douglas (Tuttle)
 Tina Taylor (Vian)
 Laura Andrews (Washington)
 Carolyn Winchester (Washington)
 Kelly Hill (Washington)
 Lori Schenk (Watonga)
 Amanda Hopkins (Woodward)
 Tina Ogden (Woodward)

OREGON (1)

Roxanne Long (Corvallis)

PENNSYLVANIA (2)

Toni Campbell (Philadelphia)
 Janet Gabriel (Sayre)

SOUTH CAROLINA (1)

Yolanda Anderson (Lincolnton)

SOUTH DAKOTA (1)

Kendra Panther (Rapid City)

TEXAS (27)

Peyton Little (Abilene)
 Leah Rush (Amarillo)
 Eden Williams (Amarillo)
 Dale Ivey (Brookshire)
 Julie Arrington (Canadian)
 Nancy Mulkey (Cypress)
 Vickie Green (Dallas)
 Cherie LaDue (Dallas)
 Whitney Hand (Fort Worth)



»Mandy Simpson is the first OU player from Idaho to suit up for the Sooners.

Madi Williams (Fort Worth)
 Antonette Wadsworth (Grand Prairie)
 Emily Britt (Granbury)
 Cathy Gerdes (Houston)
 Jasmine Hartman (Houston)
 Casey Walker (Houston)
 LaNae Jones (Kaufman)
 Nicole Kornet (Lantana)
 Tami Rogers (Mont Belvieu)
 Chelsi Welch (Plainview)
 Jacqueline Jeffcoat (Plano)
 Stephanie Sammons (Plano)
 Tara Dunn (Poth)
 Desiree Taylor (Richardson)
 Lyndsey Cloman (San Antonio)
 Phylesha Whaley (Slaton)
 Stephanie Luce (Southlake)
 Tatum Veitenheimer (Windthorst)

TENNESSEE (1)

Derica Wyatt (Brentwood)

WISCONSIN (5)

Kerri Mulry (Combined Locks)
 Maria Duncan (Milwaukee)
 Nicole Griffin (Milwaukee)
 Kelly Lam (Milwaukee)
 Rosalind Ross (Milwaukee)
 Gabbi Ortiz (Racine)

FOREIGN BORN

AUSTRALIA

Jamie Anderson (Epping, Victoria)

CANADA (4)

Stacey Dales (Brockville, Ont.)
 Jennifer Cunningham (Kingston, Ont.)
 Theresa Jantzen (Medicine Hat, Alb.)
 Shaina Pellington (Pickering, Ont.)

CZECH REPUBLIC

Zuzana Krumlova (Prague)

HAITI

Vionise Pierre-Louis

NEW ZEALAND

Nola Wainohu (Hamilton)

PUERTO RICO

Gileysa Penzo (San Juan)

SERBIA

Jelena Cerina (Vrsac)

VENEZUELA

Maria Villarroel (Margarita)

Alphabetized by hometown



RECORDS VS. OPPONENTS

Abilene Christian 1-0

Games: 1
Series Record: OU leads 1-0
At Norman: OU leads 1-0

Date	Result	Location
11/23/84	W, 89-70	Norman

Akron 1-0

Games: 1
Series Record: OU leads 1-0
At Grand Bahamas: OU leads 1-0

Date	Result	Location
11/26/04	W, 88-40	Grand Bahamas

Alabama 0-1

Games: 1
Series Record: UA leads 1-0
At Nassau, Bahamas: UA leads 1-0

Date	Result	Location
12/28/95	L, 71-62	Nassau

Arizona 0-2

Games: 2
Series Record: UA leads 2-0
At Honolulu, Hawaii: UA leads 1-0
At Knoxville, Tenn.: UA leads 1-0

Date	Result	Location
11/19/99	L, 75-59	Honolulu
3/20/05	L, 72-69	Knoxville

Arizona State 2-1

Games: 3
Series Record: 2-1
At Cancun, Mexico: OU leads 1-0
At Tempe, Ariz.: ASU leads 1-0
At Norman: OU leads 1-0

Date	Result	Location
12/29/97	L, 87-76	Tempe
11/22/07	W, 69-57	Cancun
11/21/08	W, 70-57	Norman

Arkansas 10-8

Games: 18
Series Record: OU leads 10-8
At Norman: OU leads 6-2
At Fayetteville, Ark.: UA leads 5-3
At Honolulu, Hawaii: OU leads 1-0
At Little Rock, Ark.: UA leads 1-0

Date	Result	Location
12/14/77	W, 80-51	Norman
2/20/79	W, 65-53	Fayetteville
2/16/80	W, 57-50	Norman
1/3/81	W, 75-68	Fayetteville
2/7/82	W, 65-64	Norman
12/21/85	L, 79-66	Fayetteville
12/6/86	W, 76-70	Norman
12/12/89	L, 86-68	Norman
11/27/90	L, 84-72	Fayetteville
1/13/92	L, 57-55	Norman
1/20/93	W, 70-63	Fayetteville

1/25/94	W, 93-79	Norman
2/22/95	L, 69-64	Fayetteville
3/14/99	L, 97-93 (OT)	Fayetteville
12/05/09	W, 87-86 (OT)	Norman
12/19/10	L, 67-57	Fayetteville
11/23/12	W, 73-70	Honolulu
12/21/14	L, 71-64	Little Rock

Arkansas-Little Rock 6-2

Games: 8
Series Record: OU leads 6-2
At Norman: OU leads 5-0
At Little Rock, Ark.: LR leads 2-1

Date	Result	Location
1/11/88	W, 99-67	Norman
12/11/99	W, 102-72	Norman
12/5/00	W, 86-45	Little Rock
3/23/10	W, 60-44	Norman
12/14/14	L, 66-62	Little Rock
12/2/15	W, 65-52	Norman
11/16/16	W, 68-58	Norman
11/28/17	L, 56-68	Little Rock

Arkansas-Pine Bluff 2-0

Games: 2
Series Record: OU leads 2-0
At Norman: OU leads 2-0

Date	Result	Location
12/10/06	W, 87-42	Norman
12/29/10	W, 118-52	Norman

Arkansas State 4-1

Games: 5
Series Record: OU leads 4-1
At Norman: OU leads 2-0
At Jonesboro, Ark.: Tied 1-1
At Amarillo, Texas: OU leads 1-0

Date	Result	Location
11/25/89	W, 102-73	Norman
12/20/92	L, 76-63	Jonesboro
3/26/94	W, 69-65	Amarillo
12/2/07	W, 93-36	Norman
12/7/08	W, 87-57	Jonesboro

Army 1-0

Games: 1
Series Record: OU leads 1-0
At West Point: OU leads 1-0

Date	Result	Location
12/10/10	W, 59-46	West Point

Baylor 26-27

Games: 53
Series Record: BU leads 27-26
At College Station, Texas: OU leads 1-0

At Dallas: OU leads 1-0
At Norman: BU leads 12-11
At Oklahoma City: Tied at 1-1

At Waco, Texas: Baylor leads 13-10*
At Kansas City, Mo.: OU leads 2-0
*Does not include one Baylor forfeit

Date	Result	Location
1/9/80	W, 66-48	College Station
1981	W, by forfeit	site unknown
12/30/91	W, 113-72	Norman
2/3/92	W, 83-76	Waco
1/18/97	L, 87-65	Waco
2/26/97	L, 78-63	Norman
1/14/98	L, 67-64	Norman
2/1/98	L, 97-67	Waco
1/16/99	W, 86-65	Norman
2/17/99	W, 76-67	Waco
1/15/00	W, 87-66	Waco
2/2/00	W, 87-59	Norman
1/13/01	W, 90-87	Waco
2/21/01	W, 86-76	Norman
1/12/02	W, 82-73	Waco
2/5/02	W, 69-60	Norman
3/9/02	W, 84-69	Kansas City
1/26/03	W, 65-64	Waco
2/12/03	W, 78-64	Norman
1/24/04	L, 74-67	Norman
2/21/04	L, 77-62	Waco
1/16/05	L, 78-68	Waco
2/9/05	L, 73-72	Norman
1/21/06	W, 73-70	Waco
2/12/06	W, 81-77 (OT)	Norman
3/11/06	W, 72-61	Dallas
1/10/07	W, 76-63	Waco
2/28/07	W, 88-61	Norman
3/8/07	W, 78-64	Oklahoma City
1/20/07	L, 84-73	Norman
2/17/08	L, 79-59	Waco
1/28/09	W, 56-51	Waco
2/21/09	W, 66-58	Norman
01/13/10	L, 57-47	Waco
2/10/10	W, 62-60 (OT)	Norman
3/12/10	W, 59-54	Kansas City
2/2/11	L, 92-70	Waco
2/27/11	L, 82-81	Norman
1/26/12	L, 89-58	Norman
2/6/12	L, 81-54	Waco
1/26/13	L, 82-65	Waco
2/25/13	L, 86-64	Norman
2/3/14	L, 81-67	Norman
2/24/14	L, 96-89	Waco
2/11/15	L, 89-66	Waco
2/25/15	W, 68-64	Norman
1/3/16	L, 78-68	Waco
2/22/16	L, 78-70	Norman
3/6/16	L, 84-57	Oklahoma City
1/29/17	L, 92-58	Waco
2/27/17	L, 103-64	Norman
1/14/18	L, 52-74	Norman
2/3/18	L, 65-74	Waco

RECORDS VS. OPPONENTS



Belmont 1-0

Games: 1

Series Record: OU leads 1-0

At Norman: OU leads 1-0

Date	Result	Location
11/10/17	W, 96-73	Norman

Boston College 1-0

Games: 1

Series Record: OU leads 1-0

At Freeport, Bahamas: OU leads 1-0

Date	Result	Location
11/28/15	W, 76-61	Freeport

Boston University 1-0

Games: 1

Series Record: OU leads 1-0

At Miami, Fla.: OU leads 1-0

Date	Result	Location
12/31/88	W, 77-72	Miami

Bradley 3-0

Games: 3

Series Record: OU leads 3-0

At Norman: OU leads 1-0

At Freeport, Baham: OU leads 1-0

At Peoria, Ill.: OU leads 1-0

Date	Result	Location
11/28/15	W, 76-61	Freeport
11/21/14	W, 104-55	Norman
11/22/15	W, 79-46	Peoria

BYU 5-1

Games: 6

Series Record: OU leads 5-1

At Denver: OU leads 1-0

At Norman: OU leads 2-0

At Provo, Utah: Tied at 1-1

At West Lafayette, Ind.: OU leads 1-0

Date	Result	Location
1/9/89	W, 103-81	Norman
12/30/89	L, 108-77	Provo
3/18/00	W, 86-81	West Lafayette
3/20/06	W, 86-70	Denver
11/19/15	W, 73-47	Norman
11/19/16	W, 68-61	Provo

Bucknell 1-0

Games: 1

Series Record: OU leads 1-0

At Miami, Fla.: OU leads 1-0

Date	Result	Location
12/30/92	W, 84-60	Miami

Butler 1-0

Games: 1

Series Record: OU leads 1-0

At San Antonio: OU leads 1-0

Date	Result	Location
11/23/01	W, 90-44	San Antonio

California 1-3

Games: 4

Series Record: Cal leads 3-1

At Amarillo, Texas: Cal leads 1-0

At Honolulu, Hawaii: Cal leads 1-0

At Las Vegas, Nev.: Cal leads 1-0

At San Jose, Calif.: OU leads 1-0

Date	Result	Location
3/24/84	L, 81-78	Amarillo
11/28/87	L, 81-66	Honolulu
12/13/08	W, 86-75	San Jose
12/20/16	L, 82-74	Las Vegas

California-Riverside 2-0

Games: 2

Series Record: OU leads 2-0

At Norman: OU leads 2-0

Date	Result	Location
11/15/08	W, 88-57	Norman
12/20/12	W, 70-46	Norman

Cal State Bakersfield 1-0

Games: 1

Series Record: OU leads 1-0

At San Jose, Calif.: OU leads 1-0

Date	Result	Location
12/12/08	W, 105-84	San Jose

Cal State Fullerton 1-0

Games: 1

Series Record: OU leads 1-0

At Norman: OU leads 1-0

Date	Result	Location
12/30/09	W, 95-76	Norman

Cal State Northridge 1-0

Games: 1

Series Record: OU leads 1-0

At Norman: OU leads 1-0

Date	Result	Location
12/29/12	W, 79-57	Norman

Cameron 4-0

Games: 4

Series Record: OU leads 4-0

At Norman: OU leads 3-0

At Lawton: OU leads 1-0

Date	Result	Location
11/21/77	W, 77-52	Norman
1/28/78	W, 73-50	Lawton
11/30/82	W, 85-57	Norman
11/10/10	W, 85-23	Norman

Central Arkansas 1-0

Games: 1

Series Record: OU leads 1-0

At Norman: OU leads 1-0

Date	Result	Location
12/20/07	W, 121-48	Norman

Central Michigan 1-0

Games: 1

Series Record: OU leads 1-0

At Columbus, Ohio: OU leads 1-0

Date	Result	Location
3/23/13	W, 78-73	Columbus

Central Missouri State 0-1

Games: 1

Series Record: CMSU leads 1-0

At Norman: CMSU leads 1-0

Date	Result	Location
1/4/91	L, 88-80	Norman

Central Oklahoma 4-5

Games: 9

Series Record: UCO leads 5-4

At Edmond: UCO leads 3-1

At Tahlequah: OU leads 1-0

At Norman: UCO leads 3-1

Date	Result	Location
2/8/75	L, 55-51	Edmond
2/25/75	L, 47-43	Norman
12/5/75	L, 70-34	Norman
1/27/76	L, 58-47	Edmond
12/7/76	L, 53-42	Edmond
3/1/77	W, 60-49	Norman
2/14/78	W, 65-57	Edmond
2/24/78	W, 59-56	Tahlequah
12/13/82	W, 82-56	Norman

Chattanooga 0-1

Games: 1

Series Record: UTC leads 1-0

At Amarillo, Texas: UTC leads 1-0

Date	Result	Location
3/16/84	L, 84-78	Amarillo

Colorado 22-34

Games: 56

Series Record: CU leads 34-22

At Norman: OU leads 12-10

At Boulder, Colo.: CU leads 17-6

At Dallas, Texas: Tied 1-1

At Lincoln, Neb.: CU leads 1-0

At Kansas City, Mo.: Tied 1-1

At Manhattan, Kan.: CU leads 1-0

At Boise, Idaho: OU leads 1-0

At Salina, Kan.: CU leads 3-0

Date	Result	Location
12/7/78	W, 68-66	Norman
1/19/79	L, 78-62	Lincoln
12/3/79	L, 90-77	Boulder
1/14/82	L, 71-61	Manhattan
1/29/83	W, 90-79	Norman
2/26/83	L, 89-82	Boulder
3/10/83	L, 78-70	Norman
1/18/84	L, 66-62	Boulder
2/18/84	W, 88-78	Norman
1/29/85	W, 73-65	Boulder
2/20/85	W, 80-58	Norman



RECORDS VS. OPPONENTS

1/15/86	L, 91-84	Boulder
2/15/86	W, 82-69	Norman
1/27/87	L, 94-80	Boulder
2/18/87	L, 74-73	Norman
1/13/88	W, 82-78	Boulder
2/27/88	L, 91-88 (OT)	Norman
1/27/89	L, 73-70	Norman
2/18/89	L, 87-76	Boulder
3/4/89	L, 80-61	Salina
1/10/90	L, 56-48	Norman
2/18/90	L, 86-49	Boulder
1/16/91	L, 68-51	Norman
2/3/91	L, 76-55	Boulder
3/2/91	L, 80-75	Salina
2/1/92	L, 63-55	Norman
2/22/92	L, 86-63	Boulder
1/29/93	L, 80-49	Boulder
2/28/93	W, 74-69	Norman
1/28/94	L, 79-74	Norman
2/27/94	L, 89-79	Boulder
1/8/95	L, 83-59	Boulder
2/3/95	L, 69-64	Norman
1/28/96	L, 68-53	Norman
2/23/96	L, 83-68	Boulder
3/2/96	L, 76-70	Salina
2/12/97	L, 61-42	Boulder
1/28/98	W, 61-58	Norman
3/3/98	L, 71-66	Kansas City
1/9/99	L, 63-62	Boulder
1/22/00	W, 76-73	Norman
1/3/01	W, 89-69	Boulder
3/8/01	W, 102-93	Kansas City
1/2/02	W, 78-67	Norman
3/25/02	W, 94-60	Boise
2/16/03	L, 61-57	Boulder
3/12/03	L, 73-68	Dallas
2/18/04	W, 78-58	Norman
3/10/04	W, 63-56	Dallas
2/16/05	W, 77-61	Boulder
1/7/06	W, 84-61	Norman
1/20/07	W, 82-67	Boulder
2/9/08	W, 82-66	Norman
1/21/09	W, 72-58	Boulder
2/13/10	W, 65-55	Norman
2/23/11	L, 73-68	Boulder

Colorado State 3-1

Games: 4
Series Record: OU leads 2-1
At Norman: OU leads 2-0
At Fort Collins: OU leads 1-0
At Wichita, Kan.: CSU leads 1-0

Date	Result	Location
1/8/77	L, 59-56	Wichita
1/10/87	W, 72-58	Norman
11/27/16	W, 70-55	Norman
11/21/17	W, 78-46	Fort Collins

Connecticut 0-11

Games: 11
Series Record: UConn leads 11-0
At Honolulu: UConn leads 1-0
At Norman: UConn leads 3-0
At Richmond, Va.: UConn leads 1-0
At Hartford, Conn.: UConn leads 2-0
At Storrs, Conn.: UConn leads 2-0
At Uncasville, Conn.: UConn leads 1-0
At San Antonio: UConn leads 1-0

Date	Result	Location
12/29/99	L, 84-68	Norman
3/25/00	L, 102-80	Richmond
12/22/01	L, 86-72	Hartford
3/31/02	L, 82-70	San Antonio
12/1/02	L, 73-60	Honolulu
11/20/05	L, 82-62	Storrs
11/30/08	L, 106-78	Storrs
2/15/10	L, 76-60	Norman
2/14/11	L, 86-45	Hartford
2/13/12	L, 73-55	Norman
12/19/17	L, 88-64	Uncasville

Creighton 5-0

Games: 5
Series Record: OU leads 5-0
At Norman: OU leads 3-0
At Omaha, Neb.: OU leads 2-0

Date	Result	Location
12/2/85	W, 94-76	Norman
12/03/08	W, 69-49	Norman
12/20/09	W, 67-58	Omaha
12/10/12	W, 69-48	Omaha
12/1/13	W, 80-52	Norman

Dayton 1-0

Games: 1
Series Record: OU leads 1-0
At Miami, Fla.: OU leads 1-0

Date	Result	Location
1/3/86	W, 64-46	Miami

Denver 2-0

Games: 2
Series Record: OU leads 2-0
At Norman: OU leads 1-0
At Denver: OU leads 1-0

Date	Result	Location
12/28/98	W, 80-52	Norman
12/18/99	W, 69-62	Denver

DePaul 1-3

Games: 4
Series Record: DePaul leads 3-1
At Norman: OU leads 1-0
At Chicago: DePaul leads 1-0
At Durham, N.C.: DePaul leads 1-0
At College Station, Texas.: DePaul leads 1-0

Date	Result	Location
11/12/06	W, 105-71	Norman
3/22/14	L, 104-100	Durham
11/13/17	L, 111-108 (OT)	Chicago
3/16/18	L, 90-79	College Station

Drake 0-3

Games: 3
Series Record: DU leads 3-0
At Norman: DU leads 2-0
At Des Moines, Iowa: DU leads 1-0

Date	Result	Location
1/14/77	L, 61-55	Norman
12/3/95	L, 81-71	Des Moines
11/25/96	L, 77-64	Norman

Duke 1-2

Games: 3
Series Record: Duke leads 2-1
At Norman: Duke leads 1-0
Durham, N.C.: Duke leads 1-0
At San Antonio: OU leads 1-0

Date	Result	Location
3/29/02	W, 86-71	San Antonio
12/8/13	L, 94-85	Norman
12/14/14	L, 92-72	Durham

East Central (Okla.) 3-3

Games: 6
Series Record: Tied 3-3
At Norman: OU leads 2-1
At Ada, Okla.: ECU leads 3-0

Date	Result	Location
1/27/75	L, 62-41	Ada
2/6/75	L, 62-50	Norman
1/31/76	W, 44-38	Norman
12/16/77	W, 75-62	Norman
1/20/78	L, 64-47	Ada
12/16/78	W, 52-47	Ada

Eastern Illinois 0-1

Games: 1
Series Record: EIU leads 1-0
At Green Bay, Wis.: EIU leads 1-0

Date	Result	Location
12/8/89	L, 110-88	Green Bay

Eastern Kentucky 1-0

Games: 1
Series Record: OU leads 1-0
At Honolulu, Hawaii: OU leads 1-0

Date	Result	Location
11/18/06	W, 92-79	Honolulu

RECORDS VS. OPPONENTS



Eastern New Mexico 1-0

Games: 1

Series Record: OU leads 1-0

At Norman: OU leads 1-0

Date	Result	Location
1/6/79	W, 71-62	Norman

Eastern Washington 1-0

Games: 1

Series Record: OU leads 1-0

At College Station, Texas: OU leads 1-0

Date	Result	Location
11/24/90	W, 82-71	College Station

Emporia State 1-0

Games: 1

Series Record: OU leads 1-0

At Norman: OU leads 1-0

Date	Result	Location
1/4/84	W, 110-60	Norman

Fairfield 1-0

Games: 1

Series Record: OU leads 1-0

At Bridgeport, Conn.: OU leads 1-0

Date	Result	Location
12/18/13	W, 79-51	Bridgeport

Florida 0-1

Games: 1

Series Record: UF leads 1-0

At Norman: UF leads 1-0

Date	Result	Location
12/3/17	L, 61-80	Norman

Fordham 1-0

Games: 1

Series Record: OU leads 1-0

At Honolulu: OU leads 1-0

Date	Result	Location
11/29/02	W, 90-62	Honolulu

Fresno State 1-1

Games: 2

Series Record: Tied 1-1

At Norman: OU leads 1-0

At Fresno, Calif.: CSUF leads 1-0

Date	Result	Location
11/22/10	W, 84-66	Norman
12/8/11	L, 69-66	Fresno

Gardner-Webb 1-0

Games: 1

Series Record: OU leads 1-0

At Norman: OU leads 1-0

Date	Result	Location
11/27/10	W, 84-75	Norman

George Washington 0-2

Games: 2

Series Record: GWU leads 2-0

At Washington D.C.: GWU leads 1-0

At Norman: GWU leads 1-0

Date	Result	Location
12/4/93	L, 88-74	Washington D.C.
3/23/03	L, 71-61	Norman

Georgia 1-4

Games: 5

Series Record: UGA leads 4-1

At Norman: Tied 1-1

At Athens, Ga.: UGA leads 2-0

At Madison, Wis.: UGA leads 1-0

Date	Result	Location
12/11/97	L, 94-76	Norman
12/13/98	L, 88-79	Athens
11/22/00	L, 94-70	Madison
1/27/08	W, 65-57	Norman
11/15/09	L, 62-51	Athens

Georgia State 1-0

Games: 1

Series Record: OU leads 1-0

At Norman: OU leads 1-0

Date	Result	Location
12/6/84	W, 83-62	Norman

Georgia Tech 1-0

Games: 1

Series Record: OU leads 1-0

At Iowa City, Iowa: OU leads 1-0

Date	Result	Location
3/24/09	W, 69-50	Iowa City

Gonzaga 2-0

Games: 2

Series Record: OU leads 2-0

At Norman: OU leads 1-0

At Seattle: OU leads 1-0

Date	Result	Location
11/14/13	W, 82-78	Norman
3/18/17	W, 75-62	Seattle

Grambling 1-0

Games: 1

Series Record: OU leads 1-0

At Norman: OU leads 1-0

Date	Result	Location
12/21/95	W, 100-66	Norman

Hartford 2-0

Games: 2

Series Record: OU leads 2-0

At Norman: OU leads 2-0

Date	Result	Location
12/21/95	W, 100-66	Norman
3/16/02	W, 84-52	Norman

Hawaii 3-1

Games: 4

Series Record: OU leads 3-1

At Honolulu, Hawaii: OU leads 3-1

Date	Result	Location
12/6/91	L, 95-82	Honolulu
12/20/99	W, 67-53	Honolulu
11/18/06	W, 76-56	Honolulu
11/25/12	W, 74-49	Honolulu

Henderson State 1-0

Games: 1

Series Record: OU leads 1-0

At Norman: OU leads 1-0

Date	Result	Location
12/29/04	W, 87-44	Norman

Houston 2-0

Games: 2

Series Record: OU leads 2-0

At Norman: OU leads 1-0

At Houston, Texas: OU leads 1-0

Date	Result	Location
1/10/81	W, 67-66	Norman
1/20/81	W, 82-79	Houston

Howard 1-0

Games: 1

Series Record: OU leads 1-0

At Honolulu, Hawaii: OU leads 1-0

Date	Result	Location
12/7/91	W, 91-61	Honolulu

Illinois 4-1

Games: 5

Series Record: OU leads 4-1

At Norman, Okla.: OU leads 2-0

At Champaign-Urbana, Ill.: Tied 1-1

At U.S. Virgin Islands: OU leads 1-0

Date	Result	Location
12/16/01	W, 91-69	Norman
12/28/03	W, 70-53	Norman
12/18/05	L, 86-75	Champaign
12/5/07	W, 77-67	Champaign
11/29/14	W, 78-76 (OT)	U.S.V.I.

Illinois State 3-0

Games: 3

Series Record: OU leads 3-0

At Normal, Ill.: OU leads 1-0

At Washington D.C.: OU leads 1-0

At West Lafayette, Ind.: OU leads 1-0

Date	Result	Location
3/17/84	W, 67-65	Normal
12/3/93	W, 69-56	Washington D.C.
3/23/08	W, 69-61	West Lafayette



RECORDS VS. OPPONENTS

Iowa 1-2

Games: 3
Series Record: Iowa leads 2-1
At Grand Bahama Island: Iowa leads 1-0
At Miami, Fla.: Iowa leads 1-0
At San Francisco: OU leads 1-0

Date	Result	Location
12/29/88	L, 86-69	Miami
11/27/04	L, 54-47	Grand Bahamas
11/25/05	W, 85-68	San Francisco

Iowa State 39-25

Games: 64
Series Record: OU leads 39-25
At Norman: OU leads 23-6
At Oklahoma City: OU leads 1-0
At Ames, Iowa: ISU leads 14-13
At Boulder, Colo.: ISU leads 1-0
At Columbia, Mo.: OU leads 1-0
At Dallas: Tied 1-1
At Kansas City, Mo.: Tied 1-1
At Lincoln, Neb.: ISU leads 1-0

Date	Result	Location
1/21/77	L, 93-58	Boulder
1/20/79	L, 80-69	Lincoln
1/18/80	W, 87-77	Columbia
11/27/82	L, 80-76	Ames
12/18/82	W, 80-64	Norman
1/28/84	W, 77-73	Ames
2/25/84	W, 97-59	Norman
1/23/85	W, 89-56	Ames
2/13/85	W, 89-48	Norman
3/4/85	W, 78-63	Kansas City
1/18/86	W, 85-62	Norman
2/8/86	L, 81-72	Ames
1/31/87	W, 74-72	Norman
2/24/87	W, 87-72	Ames
1/30/88	L, 82-66	Ames
2/20/88	W, 85-76	Norman
1/21/89	W, 72-65	Norman
2/11/89	W, 84-74	Ames
1/13/90	L, 92-78	Ames
2/10/90	W, 70-69	Norman
1/30/91	W, 101-74	Norman
1/15/92	W, 94-63	Norman
3/1/92	W, 78-70	Ames
1/8/93	W, 66-55	Ames
2/7/93	W, 79-57	Norman
1/7/94	W, 84-61	Norman
2/6/94	W, 65-45	Ames
1/15/95	W, 101-77	Norman
2/10/95	L, 69-62	Ames
1/7/96	W, 89-78	Norman
2/2/96	L, 73-57	Ames
1/11/97	L, 67-58	Norman
1/10/98	L, 83-68	Ames
1/2/99	L, 81-60	Norman
2/8/00	L, 71-56	Ames
1/6/01	L, 81-79	Norman
3/10/01	L, 68-65	Kansas City
1/15/02	L, 82-66	Ames



»Oklahoma has won 15 out of the last 21 meetings against Iowa State. **Vionise Pierre-Louis** scored 22 points on Senior Night last season to lead OU to an 80-71 victory.

Kansas 39-30

Games: 69
Series Record: OU leads 39-30
At Norman: OU leads 18-11
At Lawrence, Kan.: KU leads 16-15
At Boulder, Colo.: KU leads 1-0
At Kansas City, Mo.: OU leads 2-0
At Manhattan, Kan.: Tied 1-1
At Salina, Kan.: Kansas leads 3-0
At Oklahoma City, Okla.: OU leads 1-0

Date	Result	Location
2/13/76	L, 65-39	Manhattan
1/20/77	L, 72-45	Boulder
1/16/81	L, 95-55	Lawrence
1/15/82	W, 73-63	Manhattan
1/30/82	W, 64-61	Lawrence
1/18/83	W, 83-74	Norman
2/2/83	L, 81-79	Lawrence
1/31/84	W, 87-84	Norman
2/22/84	W, 85-74	Lawrence
3/8/84	W, 76-63	Norman
1/19/85	W, 90-69	Norman
2/24/85	W, 78-77 (OT)	Lawrence
3/7/85	W, 79-69	Kansas City
2/1/86	L, 85-67	Lawrence
2/26/86	L, 77-72	Norman
1/14/87	W, 81-67	Norman
2/14/87	L, 89-73	Lawrence
2/3/88	L, 71-68	Norman
2/24/88	L, 71-68	Lawrence
3/2/88	L, 67-66	Salina
1/14/89	L, 86-82 (OT)	Lawrence
2/15/89	W, 101-87	Norman
1/17/90	L, 94-69	Lawrence
2/3/90	L, 83-77	Norman
1/9/91	L, 81-64	Lawrence
2/16/91	L, 76-69	Norman
2/5/92	L, 75-56	Lawrence
2/26/92	L, 73-72 (OT)	Norman
3/8/92	L, 70-62	Salina

Jackson State 1-0

Games: 1
Series Record: OU leads 1-0
At Norman: OU leads 1-0

Date	Result	Location
12/7/98	W, 103-37	Norman

James Madison 2-0

Games: 2
Series Record: OU leads 2-0
At Miami, Fla.: OU leads 1-0
At Charlottesville, Va.: OU leads 1-0

Date	Result	Location
1/4/86	W, 57-55	Miami
3/20/11	W, 86-72	Charlottesville

RECORDS VS. OPPONENTS



1/22/93	L, 70-64	Norman
2/21/93	L, 76-54	Lawrence
1/21/94	L, 85-78	Lawrence
2/20/94	L, 80-76	Norman
1/20/95	W, 84-69	Lawrence
2/19/95	W, 103-83	Norman
3/5/95	L, 88-81	Salina
1/19/96	W, 71-68	Lawrence
2/18/96	L, 81-63	Norman
3/1/97	L, 92-69	Lawrence
2/25/98	L, 78-74	Norman
2/20/99	L, 58-54	Lawrence
2/26/00	W, 88-69	Norman
1/24/01	W, 88-64	Lawrence
3/7/01	W, 80-61	Kansas City
2/2/02	W, 79-57	Norman
1/22/03	W, 61-49	Lawrence
2/14/04	W, 83-59	Norman
2/2/05	W, 65-49	Lawrence
2/8/06	W, 86-57	Norman
2/21/07	W, 76-70	Lawrence
1/30/08	W, 67-51	Norman
2/12/09	W, 69-54	Lawrence
3/13/09	W, 76-59	Oklahoma City
1/23/10	W, 81-69	Norman
1/23/11	W, 75-57	Lawrence
1/31/12	W, 78-64 (OT)	Lawrence
3/4/12	L, 83-77	Norman
2/17/13	L, 81-71	Lawrence
3/2/13	W, 85-77	Norman
2/9/14	W, 81-71	Lawrence
2/22/14	W, 64-61	Norman
2/7/15	W, 69-57	Lawrence
2/28/15	L, 65-58	Norman
12/30/15	W, 67-44	Norman
2/20/16	W, 72-66	Lawrence
12/28/16	W, 84-54	Lawrence
2/1/17	W, 89-52	Norman
1/24/18	W, 97-64	Norman
2/10/18	W, 72-52	Lawrence

Kansas State 40-26

Games: 66
Series Record: OU leads 40-26
At Norman: OU leads 21-9
At Manhattan, Kan.: OU leads 16-13
At Dallas, Texas: OU leads 1-0
At Lawrence, Kan.: OU leads 1-0
At Kansas City, Mo.: KSU leads 2-1
At Salina, Kan.: KSU leads 1-0

Date	Result	Location
2/12/76	L, 90-27	Manhattan
1/7/78	W, 67-61	Lawrence
12/14/79	L, 96-73	Manhattan
2/5/83	L, 86-74	Norman
3/5/83	L, 87-63	Norman
1/21/84	L, 88-70	Manhattan
2/11/84	L, 71-62	Norman
3/9/84	L, 69-67	Kansas City
1/26/85	W, 92-85	Norman
2/9/85	L, 90-75	Manhattan
1/22/86	W, 83-72	Manhattan
2/11/86	W, 94-77	Norman



» Oklahoma is 25-6 against Kansas State in regular season Big 12 games. **Shaina Pellington** helped the Sooners to a sweep of the Wildcats last season.

1/6/87	W, 70-47	Norman
2/4/87	L, 80-69	Manhattan
2/28/87	L, 79-64	Salina
1/16/88	W, 96-65	Manhattan
2/13/88	W, 79-61	Norman
2/1/89	L, 84-83	Norman
2/22/89	L, 64-60	Manhattan
1/20/90	L, 94-87	Norman
2/14/90	L, 92-88	Manhattan
1/23/91	L, 86-75	Manhattan
2/6/91	W, 88-56	Norman
1/18/92	L, 91-86	Norman
2/12/92	W, 88-73	Manhattan
1/24/93	W, 68-60	Norman
2/19/93	W, 87-65	Manhattan
1/23/94	L, 72-54	Manhattan
2/18/94	L, 71-70	Norman
1/22/95	W, 79-70	Manhattan
2/17/95	W, 71-60	Norman
1/21/96	W, by forfeit (KSU, 80-67)	Manhattan
2/16/96	W, 62-54	Norman
2/8/97	L, 49-47	Norman
3/4/97	L, 81-56	Kansas City
2/4/98	W, 69-67	Manhattan
2/13/99	W, 79-58	Norman
2/22/00	W, 64-56	Manhattan
2/14/01	W, 79-60	Norman
2/13/02	W, 78-68	Manhattan
3/7/02	W, 69-49	Kansas City
2/1/03	L, 74-45	Norman
1/31/04	L, 74-65	Manhattan
3/11/04	W, 78-66	Dallas
2/13/05	W, 77-61	Norman
2/21/06	W, 78-64	Manhattan
1/3/07	W, 78-58	Norman
2/20/08	W, 68-65	Manhattan
1/14/09	W, 64-48	Norman
2/21/10	W, 64-58	Manhattan
1/12/11	W, 52-45	Norman
1/17/12	W, 65-57	Manhattan

2/15/12	W, 68-62	Norman
2/6/13	W, 74-68	Manhattan
2/29/13	W, 72-57	Norman
1/11/14	W, 61-50	Norman
1/29/14	L, 86-78	Manhattan
2/7/15	W, 66-58	Norman
2/21/15	W, 73-64	Manhattan
1/10/16	W, 68-58	Norman
2/9/16	L, 87-71	Manhattan
1/4/17	W, 85-80 (OT)	Norman
2/21/17	L, 79-71	Manhattan
1/17/18	W, 76-71	Manhattan
1/31/18	W, 68-49	Norman

Kentucky 1-3

Games: 4
Series Record: Kentucky leads 3-1
At U.S. V.I.: UK leads 1-0
At Kansas City, Mo.: OU leads 1-0
At Lexington, Ky.: UK leads 1-0

Date	Result	Location
3/30/10	W, 88-68	Kansas City
11/28/14	L, 92-88 (OT)	U.S. V.I.
3/21/16	L, 79-58	Lexington
12/1/16	L, 82-68	Lexington

Lamar 3-0

Games: 3
Series Record: OU leads 3-0
At Norman: OU leads 2-0
At Beaumont, Texas: OU leads 1-0

Date	Result	Location
12/2/05	W, 60-42	Norman
11/29/06	W, 79-44	Beaumont
11/18/14	W, 100-73	Norman

La Salle 1-0

Games: 1
Series Record: OU leads 1-0
At Miami, Fla.: OU leads 1-0

Date	Result	Location
1/5/86	W, 71-68	Miami

Liberty 1-0

Games: 1
Series Record: OU leads 1-0
At Nashville, Tenn.: OU leads 1-0

Date	Result	Location
11/15/11	W, 76-45	Nashville

Louisiana-Monroe (ULM) 2-2

Games: 4
Series Record: Tied 2-2
At Norman: OU leads 2-0
At Monroe, La.: ULM leads 1-0
At Tulsa, Okla.: ULM leads 1-0

Date	Result	Location
3/7/79	L, 69-59	Tulsa
1/7/83	W, 87-75	Wichita
12/2/89	W, 95-93	Norman
1/28/91	L, 79-76	Monroe



RECORDS VS. OPPONENTS

Louisiana Tech 1-4

Games: 5
Series Record: La. Tech leads 4-1
At Eugene, Ore.: OU leads 1-0
At Norman, Okla.: La. Tech leads 1-0
At Ruston, La.: La. Tech leads 2-0
At Nacogdoches, Texas: La. Tech leads 1-0

Date	Result	Location
3/18/81	L, 88-68	Nacogdoches
2/22/82	L, 101-57	Norman
2/21/83	L, 105-75	Ruston
3/18/95	L, 48-36	Ruston
12/18/04	W, 86-59	Eugene

Louisville 0-2

Games: 2
Series Record: Louisville leads 2-0
At St. Louis: Louisville leads 1-0
At Norman: Louisville leads 1-0

Date	Result	Location
4/4/09	L, 61-59	St. Louis
11/17/13	L, 97-92 (OT)	Norman

Loyola Marymount 1-1

Games: 2
Series Record: Tied 1-1
At Los Angeles: Tied 1-1

Date	Result	Location
12/28/90	L, 76-75	Los Angeles
11/27/97	W, 63-55	Los Angeles

Loyola (Md.) 1-0

Games: 1
Series Record: OU leads 1-0
At Ruston, La.: OU leads 1-0

Date	Result	Location
3/16/95	W, 90-55	Ruston

Marist 4-1

Games: 5
Series Record: OU leads 4-1
At Tempe, Ariz.: OU leads 1-0
At Norman: OU leads 2-0
At Poughkeepsie, N.Y.: Tied 1-1

Date	Result	Location
3/20/04	W, 58-45	Tempe
11/26/08	W, 83-57	Norman
12/09/09	W, 80-71	Poughkeepsie
12/2/12	W, 68-55	Norman
12/21/13	L, 76-69	Poughkeepsie

Marquette 1-0

Games: 1
Series Record: OU leads 1-0
At Austin, Texas: OU leads 1-0

Date	Result	Location
3/19/07	W, 78-47	Austin

Maryland 0-1

Games: 1
Series Record: UM leads 1-0
At Chapel Hill, N.C.: UM leads 1-0

Date	Result	Location
11/11/07	L, 76-66	Chapel Hill

Maryland Eastern Shore 1-0

Games: 1
Series Record: OU leads 1-0
At Norman: OU leads 1-0

Date	Result	Location
12/15/13	W, 105-46	Norman

McNeese State 2-1

Games: 3
Series Record: OU leads 2-1
At Norman: OU leads 1-0
At Lake Charles, La.: OU leads 1-0 (by forfeit)
At College Station, Texas: OU leads 1-0

Date	Result	Location
1/8/80	L, 61-46	College Station
1/7/81	W, 96-71	Norman
1/19/81	W, by forfeit (MS, 82-77, OT)	Lake Charles

Memphis 0-2

Games: 2
Series Record: UM leads 2-0
At College Station, Texas: UM leads 1-0
At Jamaica, N.Y.: UM leads 1-0

Date	Result	Location
1/10/80	L, 54-53	College Station
12/28/96	L, 71-65	Jamaica

Mercer 2-0

Games: 2
Series Record: OU leads 2-0
At Norman: OU leads 1-0
At Fayetteville, Ark.: OU leads 1-0

Date	Result	Location
12/19/92	W, 69-60	Fayetteville
11/13/09	W, 108-66	Norman

Miami (Fla.) 2-2

Games: 4
Series Record: Tied 2-2
At Norman: OU leads 1-0
At Coral Gables, Fla.: UM leads 2-0
At Charlottesville, Va.: OU leads 1-0

Date	Result	Location
12/30/88	L, 69-66	Coral Gables
12/20/97	W, 67-62	Norman
12/19/98	L, 62-60	Coral Gables
3/22/11	W, 88-83	Charlottesville

Michigan 2-0

Games: 2
Series Record: OU leads 2-0
At Norman: OU leads 2-0

Date	Result	Location
12/28/93	W, 96-86	Norman
3/18/12	W, 88-67	Norman

Michigan State 1-1

Games: 2
Series Record: Tied 1-1
At East Lansing, Mich.: OU leads 1-0
At Norman: MSU leads 1-0

Date	Result	Location
12/21/05	L, 80-60	Norman
12/16/07	W, 66-55	East Lansing

Middle Tennessee 2-0

Games: 2
Series Record: OU leads 2-0
At Bowling Green, Ky.: OU leads 1-0
At Norman: OU leads 1-0

Date	Result	Location
11/24/85	W, 83-75	Bowling Green
11/19/08	W, 85-65	Norman

Midwestern State 2-0

Games: 2
Series Record: OU leads 2-0
At Norman: OU leads 1-0
At Wichita Falls, Texas: OU leads 1-0

Date	Result	Location
1/16/84	W, 118-75	Norman
11/26/84	W, 91-46	Wichita Falls

Milwaukee 3-0

Games: 3
Series Record: OU leads 3-0
At Norman: OU leads 2-0
At Milwaukee: OU leads 1-0

Date	Result	Location
11/11/06	W, 89-57	Norman
11/13/10	W, 76-69	Milwaukee
12/11/11	W, 72-50	Norman

Minnesota 2-0

Games: 2
Series Record: OU leads 2-0
At Minneapolis: OU leads 1-0
At Stillwater, Okla.: OU leads 1-0

Date	Result	Location
12/22/90	W, 85-75	Minneapolis
12/31/94	W, 74-64	Stillwater

RECORDS VS. OPPONENTS



Mississippi 1-2

Games: 3
Series Record: UM leads 2-1
At Norman: OU leads 1-0
At Oxford, Miss.: UM leads 1-0
At Dayton, Ohio: UM leads 1-0

Date	Result	Location
12/14/97	W, 89-85	Norman
12/2/98	L, 77-75	Oxford
3/25/07	L, 90-82	Dayton

Mississippi State 1-0

Games: 1
Series Record: OU leads 1-0
At Cancun, Mexico: OU leads 1-0

Date	Result	Location
11/23/07	W, 88-73	Cancun

Mississippi Valley State 0-1

Games: 1
Series Record: MVSU leads 1-0
At Norman: MVSU leads 1-0

Date	Result	Location
12/8/88	L, 89-83	Norman

Missouri 30-29

Games: 59
Series Record: OU leads 30-29
At Columbia, Mo.: MU leads 14-10
At Dallas: OU leads 1-0
At Kansas City: MU leads 3-1
At Lawrence, Kan.: MU leads 2-0
At Manhattan, Kan.: MU leads 1-0
At Norman: OU leads 16-9
At Salina, Kan.: OU leads 2-0

Date	Result	Location
1/4/77	L, 66-46	Norman
1/6/78	L, 80-56	Lawrence
1/17/80	L, 90-63	Columbia
12/20/80	W, 73-65	Columbia
1/17/81	L, 68-65	Lawrence
1/16/82	L, 87-64	Manhattan
2/24/82	L, 81-62	Norman
1/22/83	L, 109-73	Columbia
2/12/83	W, 85-75	Norman
2/4/84	L, 73-68	Norman
2/28/84	L, 102-77	Columbia
1/16/85	W, 93-83	Norman
2/16/85	L, 92-74	Columbia
3/9/85	L, 89-83	Kansas City
1/25/86	W, 105-79	Columbia
2/22/86	W, 88-80	Norman
3/6/86	L, 71-66	Kansas City
1/17/87	L, 72-70	Columbia
2/7/87	L, 86-76	Norman
1/20/88	L, 91-72	Columbia
2/6/88	W, 93-84	Norman
1/11/89	L, 71-68	Columbia
2/25/89	L, 104-91	Norman
1/27/90	L, 79-75	Norman
2/24/90	L, 89-60	Columbia



» Ashley Paris recorded a career-high 23 rebounds against Missouri on March 11, 2008.

3/3/90	W, 80-77	Salina
1/12/91	W, 67-66	Norman
2/10/91	L, 68-59	Columbia
1/22/92	W, 74-72	Norman
2/9/92	L, 86-56	Columbia
3/7/92	W, 80-79	Salina
1/31/93	L, 69-63	Columbia
2/26/93	L, 68-49	Norman
1/30/94	W, 86-65	Norman
2/25/94	W, 77-71	Columbia
1/6/95	W, 98-83	Columbia
2/5/95	W, 80-57	Norman
1/26/96	W, 69-55	Norman
2/25/96	L, 89-66	Columbia
2/15/97	L, 81-56	Norman
2/22/98	L, 75-68	Columbia
2/27/99	L, 73-64	Norman
1/29/00	W, 76-71	Columbia
2/3/01	W, 82-62	Norman
2/23/02	W, 90-70	Columbia
2/26/03	W, 74-69	Norman
1/28/04	L, 77-65	Columbia
2/19/05	W, 73-59	Norman
2/4/06	W, 88-73	Columbia
3/9/06	W, 75-54	Dallas
2/25/07	W, 72-57	Norman
2/6/08	W, 64-57	Columbia
3/11/08	L, 70-64 (OT)	Kansas City
1/31/09	W, 78-56	Norman
1/20/10	W, 74-65	Columbia
2/12/11	W, 69-47	Norman
1/28/12	W, 62-59	Columbia
2/11/12	W, 64-60	Norman
3/8/12	W, 70-59	Kansas City

Missouri-Kansas City 1-0

Games: 1
Series Record: OU leads 1-0
At Norman: OU leads 1-0

Date	Result	Location
12/11/84	W, 88-62	Norman

Missouri State 4-3

Games: 7
Series Record: OU leads 4-3
At Norman: OU leads 2-1
At Springfield, Mo.: Series tied 2-2

Date	Result	Location
12/11/84	W, 88-62	Norman
1/12/80	W, 68-66	Springfield
12/13/96	L, 81-58	Springfield
12/3/97	L, 81-65	Norman
12/1/00	W, 89-82	Norman
12/16/00	L, 69-61	Springfield
12/11/04	W, 74-71	Norman
12/10/05	W, 68-57	Springfield

Montana 0-1

Games: 1
Series Record: UM leads 1-0
At Missoula, Mont.: UM leads 1-0

Date	Result	Location
11/11/94	L, 76-64	Missoula

Montana State 2-1

Games: 3
Series Record: OU leads 2-1
At Norman: OU leads 1-0
At Bozeman, Mont.: OU leads 1-0
At Provo, Utah: MSU leads 1-0

Date	Result	Location
12/29/89	L, 86-80	Provo
12/8/01	W, 86-62	Norman
12/10/03	W, 90-59	Bozeman

Nebraska 27-23

Games: 50
Series Record: OU leads 27-23
At Norman: OU leads 16-6
At Lincoln, Neb.: NU leads 16-8
At Dallas: OU leads 1-0
At Lawrence, Kan.: OU leads 1-0
At Salina, Kan.: Tied 1-1

Date	Result	Location
1/5/78	W, 60-59	Lawrence
1/13/79	L, 71-63	Norman
1/18/79	L, 82-60	Lincoln
12/15/79	L, 68-44	Lincoln
1/12/83	L, 85-78	Lincoln
2/18/83	W, 107-85	Norman
2/8/84	W, 96-85	Lincoln
3/3/84	W, 97-79	Norman
2/6/85	W, 86-74	Norman
3/2/85	L, 102-99	Lincoln
1/29/86	W, 88-72	Norman
2/18/86	W, 102-75	Lincoln
1/24/87	W, 97-81	Norman
2/21/87	L, 97-89	Lincoln
1/27/88	L, 94-82	Norman
2/9/88	L, 92-74	Lincoln
1/25/89	W, 68-65 (OT)	Norman
2/8/89	L, 85-76	Lincoln
1/31/90	L, 88-81	Lincoln
2/21/90	W, 102-77	Norman



RECORDS VS. OPPONENTS

1/26/91	L, 95-67	Lincoln
2/24/91	W, 75-72	Norman
1/29/92	L, 97-65	Lincoln
2/15/92	W, 92-89	Norman
1/10/93	L, 87-78	Lincoln
2/5/93	L, 97-83	Norman
1/9/94	W, 79-78	Norman
2/4/94	L, 82-76	Lincoln
3/5/94	L, 73-56	Salina
1/13/95	W, 63-62	Norman
2/12/95	W, 85-83	Lincoln
3/4/95	W, 77-67	Salina
1/5/96	L, 79-58	Norman
2/4/96	L, 71-52	Lincoln
1/26/97	L, 87-59	Lincoln
2/14/98	L, 101-72	Norman
1/30/99	L, 85-62	Lincoln
2/5/00	W, 91-69	Norman
2/7/01	W, 84-62	Lincoln
2/16/02	W, 81-47	Norman
1/11/03	W, 57-43	Lincoln
3/11/03	W, 71-51	Dallas
1/7/04	W, 70-51	Norman
2/6/05	L, 70-51	Lincoln
2/26/06	W, 73-45	Norman
1/6/07	W, 77-69	Lincoln
1/16/08	W, 80-72	Norman
1/10/09	W, 77-56	Lincoln
2/24/10	L, 80-64	Norman
1/8/11	W, 70-50	Lincoln

Nebraska-Omaha 1-0

Games: 1
Series Record: OU leads 1-0
At Springfield, Mo.: OU leads 1-0

Date	Result	Location
11/23/79	W, 67-40	Springfield

New Hampshire 1-0

Games: 1
Series Record: OU leads 1-0
At Miami: OU leads 1-0

Date	Result	Location
1/2/85	W, 73-42	Miami

New Mexico 10-2

Games: 12
Series Record: OU leads 10-2
At Norman: OU leads 4-1
At Oklahoma City: OU leads 1-0
At Albuquerque, N.M.: OU leads 4-1
At Las Cruces, N.M.: OU leads 1-0

Date	Result	Location
1/13/78	W, 75-74	Las Cruces
12/2/78	L, 70-67	Norman
12/9/85	W, 73-61	Albuquerque
12/1/86	W, 87-51	Norman
1/2/95	W, 95-66	Norman



► **Courtney Paris** became the first OU player to record 40 points and 20 rebounds in a single game against New Mexico, finishing with 43 points and 26 rebounds on Dec. 30, 2006 in Oklahoma City, Okla.

11/28/95	L, 82-75	Albuquerque
11/16/05	W, 74-63	Albuquerque
12/30/05	W, 83-70	Albuquerque
12/30/06	W, 80-58	Oklahoma City
12/12/10	W, 63-60	Norman
11/19/11	W, 58-56	Albuquerque
12/16/18	W, 105-63	Norman

New Mexico State 3-2

Games: 5
Series Record: OU leads 3-2
At Norman: NMSU leads 1-0
At Las Cruces, N.M.: OU leads 2-1
At Amarillo, Texas: OU leads 1-0

Date	Result	Location
1/11/78	W, 71-61	Las Cruces
1/12/78	L, 77-61	Las Cruces
11/29/86	W, 80-71	Las Cruces
1/6/88	L, 78-72	Norman
3/24/94	W, 82-77	Amarillo

North Carolina 2-2

Games: 4
Series Record: Tied 2-2
At Chapel Hill, N.C.: OU leads 1-0
At Honolulu: OU leads 1-0
At Norman: UNC leads 1-0
At Los Angeles: UNC leads 1-0

Date	Result	Location
11/28/97	L, 68-61	Los Angeles
1/21/01	W, 94-77	Chapel Hill
11/30/02	W, 66-63	Honolulu
11/23/08	L, 80-79	Norman

N.C. Central 1-0

Games: 1
Series Record: OU leads 1-0
At Norman: OU leads 1-0

Date	Result	Location
1/4/09	W, 89-25	Norman

North Texas 21-3

Games: 24
Series Record: OU leads 21-3
At Norman: OU leads 12-1
At Denton, Texas: OU leads 8-2
At San Antonio, Texas: OU leads 1-0

Date	Result	Location
2/2/79	L, 80-62	Denton
2/13/79	W, 45-44	Norman
11/29/79	W, 91-44	Norman
1/14/80	W, 67-45	Denton
12/3/80	W, 101-81	Norman
2/6/81	W, 84-53	Denton
12/9/82	W, 77-64	Denton
12/10/83	W, 99-44	Norman
12/13/84	W, 94-56	Denton
12/5/87	W, 77-75	Denton
1/3/89	W, 93-71	Norman
11/30/89	L, 91-85	Denton
1/2/91	W, 78-69	Norman
12/8/93	W, 90-73	Norman
11/26/94	W, 84-74	Denton
12/1/95	W, 102-60	Norman
12/10/96	W, 67-65	Denton
1/5/00	W, 86-63	Norman
12/18/00	W, 75-61	Norman
11/24/01	W, 83-68	San Antonio
11/27/07	W, 79-42	Norman
12/6/12	W, 71-68	Norman
12/7/14	W, 68-39	Denton
11/16/15	L, 61-57	Norman

Northeastern 1-0

Games: 1
Series Record: OU leads 1-0
At Jamaica, N.Y.: OU leads 1-0

Date	Result	Location
12/29/96	W, 76-54	Jamaica

Northeastern State 2-1

Games: 3
Series Record: OU leads 2-1
At Norman: OU leads 1-0
At Edmond, Okla.: Tied 1-1

Date	Result	Location
2/8/75	W, 55-51	Edmond
2/28/76	L, 63-56	Edmond
12/5/83	W, 87-53	Norman

RECORDS VS. OPPONENTS



Northern Arizona 1-1

Games: 2

Series Record: Tied 1-1

At Flagstaff, Ariz.: NAU leads 1-0

At Honolulu: OU leads 1-0

Date	Result	Location
11/29/87	W, 68-47	Honolulu
12/30/97	L, 101-62	Flagstaff

Northern Colorado 1-0

Games: 1

Series Record: OU leads 1-0

At Norman: OU leads 1-0

Date	Result	Location
12/17/06	W, 82-36	Norman

Northern Iowa 1-0

Games: 1

Series Record: OU leads 1-0

At Green Bay, Wis.: OU leads 1-0

Date	Result	Location
12/9/89	W, 78-76	Green Bay

Northern Oklahoma 0-2

Games: 2

Series Record: NOC leads 2-0

At Norman: NOC leads 1-0

At Tonkawa, Okla.: NOC leads 1-0

Date	Result	Location
12/11/76	L, 62-61	Tonkawa
1/29/77	L, 66-59	Norman

Northwestern (La.) State 1-0

Games: 1

Series Record: OU leads 1-0

At Norman: OU leads 1-0

Date	Result	Location
11/29/12	W, 96-35	Norman

NW Missouri State 0-1

Games: 1

Series Record: NMSU leads 1-0

At Springfield, Mo.: NMSU leads 1-0

Date	Result	Location
11/24/78	L, 74-44	Springfield

NW Oklahoma State 2-6

Games: 8

Series Record: NW leads 6-2

At Norman: NW leads 2-1

At Alva, Okla.: NW leads 3-1

At Stillwater, Okla.: NW leads 1-0

Date	Result	Location
2/28/75	L, 79-42	Stillwater
2/20/76	L 91-36	Alva
12/3/76	L, 67-63	Norman
2/12/77	L, 73-66	Alva
1/25/78	W, 70-68	Norman
2/18/78	L, 78-60	Alva

1/27/79	L, 73-46	Norman
2/18/79	W, 65-58	Alva

Notre Dame 2-3

Games: 5

Series Record: ND leads 3-2

At Seattle: OU leads 1-0

At West Lafayette, Ind.: ND leads 1-0

At Dayton, Ohio: ND leads 1-0

Date	Result	Location
12/30/86	W, 57-54	Seattle
3/25/08	L, 79-75 (OT)	West Lafayette
11/28/09	L, 81-71	U.S. VI.
3/28/10	W, 77-72	Kansas City
3/26/11	L, 78-53	Dayton

Ohio 1-0

Games: 1

Series Record: OU leads 1-0

At Las Vegas, Nev.: OU leads 1-0

Date	Result	Location
12/18/11	W, 89-57	Las Vegas

Ohio State 0-4

Games: 4

Series Record: OSU leads 4-0

At Norman, Okla.: OSU leads 2-0

At Columbus, Ohio: OSU leads 2-0

Date	Result	Location
1/9/06	L, 75-71	Columbus
12/20/06	L, 74-67	Norman
12/5/10	L, 95-84	Columbus
12/4/11	L, 69-63	Norman

Oklahoma Baptist 4-0

Games: 4

Series Record: OU leads 4-0

At Norman: OU leads 3-0

At Shawnee, Okla.: OU leads 1-0

Date	Result	Location
11/30/77	W, 104-45	Norman
2/1/78	W, 92-49	Shawnee
11/30/81	W, 82-79	Norman
11/29/84	W, 86-59	Norman

Oklahoma Christian 1-0

Games: 1

Series Record: OU leads 1-0

At Norman: OU leads 1-0

Date	Result	Location
11/04/10	W, 91-42	Norman

Oklahoma City 9-0

Games: 9

Series Record: OU leads 9-0

At Norman: OU leads 4-0

At Oklahoma City: OU leads 5-0

Date	Result	Location
12/13/80	W, 86-75	Norman

1/5/81	W, 68-60	Oklahoma City
2/25/81	W, 77-66	Oklahoma City
12/5/81	W, 79-76	Norman
2/16/82	W, 72-71	Norman
2/26/82	W, 61-60	Oklahoma City
2/9/83	W, 94-84	Oklahoma City
12/12/83	W, 100-52	Norman
12/9/84	W, 86-51	Oklahoma City

Oklahoma State 61-42

Games: 103

Series Record: OU leads 61-42

At Norman: OU leads 33-13

At Stillwater, Okla.: OU leads 23-22

At Boulder, Colo.: OSU leads 1-0

At Columbia, Mo.: OSU leads 1-0

At Edmond, Okla.: OSU leads 1-0

At Lawrence, Kan.: OU leads 1-0

At Oklahoma City: Tied 1-1

At Salina, Kan.: OSU leads 2-0

At Weatherford, Okla.: OU leads 1-0

At Kansas City, Mo.: OU leads 2-1

Date	Result	Location
1/23/75	L, 70-41	Norman
2/19/75	L, 93-44	Stillwater
12/10/75	L, 76-36	Stillwater
2/6/76	L, 53-47	Norman
2/27/76	L, 68-31	Edmond
1/22/77	L, 73-65	Boulder
1/25/77	L, 52-44	Stillwater
2/9/77	L, 70-50	Norman
3/4/77	L, 45-41	Stillwater
12/6/77	W, 80-74	Norman
2/8/78	L, 74-60	Stillwater
11/29/78	L, 77-62	Norman
2/7/79	L, 62-48	Stillwater
2/23/79	W, 53-48	Weatherford
12/7/79	W, 54-41	Norman
1/19/80	L, 60-54	Columbia
2/6/80	W, 52-45	Stillwater
2/21/80	W, 65-62	Norman
12/10/80	W, 89-79	Norman
1/15/81	W, 75-61	Lawrence
1/31/81	W, 76-68	Stillwater
1/20/82	W, 78-68	Stillwater
2/3/82	W, 71-57	Norman
2/27/82	L, 53-52	Oklahoma City
1/27/83	W, 77-64	Norman
2/16/83	W, 83-82 (OT)	Stillwater
1/24/84	W, 75-72	Norman
2/14/84	L, 79-71	Stillwater
2/3/85	L, 85-76	Stillwater
2/27/85	W, 91-62	Norman
2/5/86	W, 108-68	Norman
3/2/86	W, 86-67	Stillwater
3/5/86	W, 85-50	Norman
1/21/87	L, 84-68	Norman
2/11/87	W, 75-70	Stillwater
1/23/88	W, 83-81	Norman
2/16/88	W, 79-78	Stillwater
1/17/89	L, 71-64	Stillwater
2/4/89	L, 87-68	Norman
1/24/90	L, 99-94	Norman
2/6/90	L, 89-77	Stillwater
3/4/90	L, 87-78	Salina



RECORDS VS. OPPONENTS

1/19/91	L, 76-60	Stillwater
2/13/91	L, 72-63	Norman
1/25/92	W, 75-65	Stillwater
2/19/92	W, 98-75	Norman
1/17/93	L, 65-44	Stillwater
2/14/93	W, 64-55	Norman
3/6/93	L, 85-70	Salina
1/16/94	W, 82-60	Norman
2/13/94	L, 77-68	Stillwater
1/28/95	W, 62-61	Stillwater
2/26/95	W, 76-67	Norman
1/14/96	L, 86-79 (20T)	Norman
2/11/96	L, 62-58	Stillwater
1/29/97	L, 88-57	Norman
2/23/97	L, 67-54	Stillwater
2/7/98	L, 76-54	Norman
2/28/98	L, 69-52	Stillwater
1/13/99	W, 74-58	Norman
2/10/99	W, 61-53	Stillwater
3/2/99	L, 70-56	Kansas City
2/12/00	W, 93-69	Stillwater
3/1/00	W, 77-68	Norman
2/10/01	W, 76-47	Stillwater
2/24/01	W, 88-83 (OT)	Norman
1/9/02	W, 65-48	Norman
1/29/02	W, 66-58	Stillwater
3/6/02	W, 87-56	Kansas City
2/9/03	W, 87-71	Norman
3/1/03	W, 71-57	Stillwater
1/17/04	W, 87-37	Norman
2/28/04	W, 78-44	Stillwater
1/19/05	W, 70-43	Norman
3/3/05	W, 69-58	Stillwater
1/14/06	W, 85-51	Stillwater
1/31/06	W, 70-54	Norman
1/17/07	W, 76-60	Stillwater
2/4/07	W, 78-63	Norman
1/12/08	L, 82-63	Stillwater
2/23/08	W, 81-71	Norman
2/8/09	W, 93-79	Stillwater
2/28/09	W, 73-63	Norman
2/6/10	W, 77-66	Stillwater
3/7/10	W, 95-62	Norman
3/13/10	W, 74-69	Kansas City
1/29/11	W, 82-77	Stillwater
3/2/11	W, 81-66	Norman
1/14/12	L, 66-63	Stillwater
2/4/12	W, 80-71	Norman
2/10/13	W, 80-61	Norman
2/23/13	L, 83-62	Stillwater
2/1/14	W, 81-74	Norman
2/16/14	L, 73-57	Stillwater
1/19/15	W, 73-54	Norman
3/2/15	W, 66-56	Stillwater
1/16/16	L, 73-42	Stillwater
2/3/16	L, 71-69	Norman
3/5/16	W, 61-43	Oklahoma City
1/22/17	W, 68-62	Norman
2/4/17	W, 66-60	Stillwater
1/7/18	L, 96-82	Stillwater
1/20/18	L, 70-67	Norman

Old Dominion 0-1

Games: 1
Series Record: ODU leads 1-0
At Miami: ODU leads 1-0

Date	Result	Location
12/29/92	L, 60-54	Miami

Oral Roberts 21-15

Games: 36
Series Record: OU leads 21-15
At Norman: OU leads 10-6
At Tulsa, Okla.: OU leads 7-6
At Oklahoma City: Tied 1-1
At Stillwater, Okla.: OU leads 3-0
At Tahlequah, Okla.: ORU leads 1-0
At Weatherford, Okla.: ORU leads 1-0

Date	Result	Location
12/15/76	W, 59-56	Tulsa
1/17/77	L, 62-58	Norman
1/3/78	L, 84-55	Tulsa
2/4/78	L, 81-62	Norman
12/25/78	L, 57-53	Tahlequah
2/15/78	W, 72-64	Norman
1/8/79	L, 62-49	Tulsa
2/24/79	L, 69-66	Weatherford
1/24/80	L, 64-52	Norman
2/2/80	L, 77-63	Tulsa
2/22/80	L, 73-60	Norman
1/12/80	L, 80-76	Tulsa
2/16/81	W, 66-59	Norman
2/26/81	L, 72-62	Oklahoma City
1/18/82	L, 93-72	Tulsa
2/13/82	L, 95-78	Norman
1/4/83	L, 86-72	Tulsa
1/7/84	W, 101-77	Norman
1/11/85	W, 67-66	Tulsa
1/11/86	W, 101-78	Norman
12/4/86	W, 87-72	Tulsa
12/2/87	W, 103-94	Norman
12/10/88	W, 97-83	Tulsa
1/2/93	W, 84-62	Norman
2/10/94	W, 99-48	Norman
12/20/95	W, 63-40	Norman
1/22/96	W, 62-50	Stillwater
12/15/96	W, 66-63	Tulsa
12/28/99	W, 83-66	Norman
11/18/00	W, 87-56	Tulsa
3/17/01	W, 70-64	Norman
11/17/01	W, 73-38	Stillwater
11/23/02	W, 70-42	Tulsa
11/22/03	W, 90-42	Oklahoma City
12/3/05	W, 107-76	Stillwater
12/4/16	L, 74-67	Norman

Oregon 1-1

Games: 2
Series Record: Tied at 1-1
At Honolulu: OU leads 1-0
At Eugene: OU leads 1-0

Date	Result	Location
11/24/12	W, 100-61	Honolulu
11/25/18	L, 94-72	Eugene

Penn State 1-1

Games: 2
Series Record: Tied 1-1
At Honolulu: PSU leads 1-0
At Lubbock, Texas: OU leads 1-0

Date	Result	Location
11/27/88	L, 86-63	Honolulu
12/2/89	W, 92-81	Lubbock

Pepperdine 3-1

Games: 4
Series Record: OU leads 3-1
At Denver: OU leads 1-0
At Malibu, Calif.: OU leads 2-1

Date	Result	Location
1/9/82	L, 75-70 (OT)	Malibu
1/12/84	W, 85-69	Malibu
11/29/04	W, 95-77	Malibu
3/18/06	W, 78-66	Denver

Phillips 3-5

Games: 8
Series Record: PU leads 5-3
At Norman: PU leads 3-1
At Enid, Okla.: Tied 2-2

Date	Result	Location
12/1/77	L, 83-60	Enid
2/16/77	L, 72-34	Norman
12/10/78	L, 84-75	Enid
1/18/78	L, 69-68	Norman
12/12/79	L, 89-71	Norman
2/15/79	W, 75-65	Enid
12/3/82	W, 87-49	Enid
12/6/83	W, 93-57	Norman

Pittsburgh 2-0

Games: 2
Series Record: OU leads 2-0
At Amarillo, Texas: OU leads 1-0
At Oklahoma City: OU leads 1-0

Date	Result	Location
3/25/94	W, 86-77	Amarillo
3/29/09	W, 70-59	Oklahoma City

Portland 1-0

Games: 1
Series Record: OU leads 1-0
At Portland, Ore.: OU leads 1-0

Date	Result	Location
1/3/87	W, 83-70	Portland

Portland State 2-0

Games: 2
Series Record: OU leads 2-0
At Las Vegas: OU leads 1-0
At Pullman, Wash.: OU leads 1-0

Date	Result	Location
12/3/84	W, 85-67	Pullman
12/21/16	W, 74-60	Las Vegas

RECORDS VS. OPPONENTS



Prairie View 8-0

Games: 8

Series Record: OU leads 8-0

At Norman: OU leads 4-0

At Prairie View, Texas: OU leads 3-0

At Iowa City, Iowa: OU leads 1-0

Date	Result	Location
11/29/91	W, 121-49	Norman
12/12/91	W, 92-68	Prairie View
12/14/92	W, 105-35	Norman
1/23/92	W, 98-50	Prairie View
12/12/93	W, 101-41	Norman
1/14/93	W, 92-56	Prairie View
3/22/09	W, 76-47	Iowa City
11/28/10	W, 78-55	Norman

Purdue 4-0

Games: 4

Series Record: OU leads 4-0

At West Lafayette, Ind.: OU leads 1-0

At Durham, N.C.: OU leads 1-0

At Lexington, Ky.: OU leads 1-0

At Oklahoma City: OU leads 1-0

Date	Result	Location
3/20/00	W, 76-74	West Lafayette
11/11/02	W, 80-75	Durham
3/31/09	W, 74-68	Oklahoma City
3/19/16	W, 61-45	Lexington

Rice 2-0

Games: 2

Series Record: OU leads 2-0

At Norman: OU leads 1-0

At Stillwater, Okla.: OU leads 1-0

Date	Result	Location
12/3/92	W, 82-69	Norman
12/30/95	W, 89-59	Stillwater

Quinnipiac 1-0

Games: 1

Series Record: OU leads 1-0

At Stanford, Calif.: OU leads 1-0

Date	Result	Location
3/21/15	W, 111-84	Stanford

Rutgers 0-1

Games: 1

Series Record: RU leads 1-0

At Miami, Fla.: RU leads 1-0

Date	Result	Location
1/30/85	L, 80-72	Miami

Sacramento State 1-0

Games: 1

Series Record: OU leads 1-0

At Norman, Okla.: OU leads 1-0

Date	Result	Location
11/13/11	W, 117-55	Norman

St. Gregory's 0-2

Games: 2

Series Record: St. Gregory's leads 2-0

At Norman: St. Gregory's leads 1-0

At Shawnee, Okla.: St. Gregory's leads 1-0

Date	Result	Location
1/30/75	L, 82-57	Norman
2/12/75	L, 88-35	Shawnee

St. Joseph's 0-1

Games: 1

Series Record: St. Joseph's leads 1-0

At Miami, Fla.: St. Joseph's leads 1-0

Date	Result	Location
1/5/85	L, 76-75	Miami

St. John's (N.Y.) 0-1

Games: 1

Series Record: St. John's leads 1-0

At Norman, Okla.: St. John's leads 1-0

Date	Result	Location
3/20/12	L, 74-70	Norman

Saint Louis 2-0

Games: 2

Series Record: OU leads 2-0

At St. Louis: OU leads 1-0

At Norman: OU leads 1-0

Date	Result	Location
12/30/08	W, 87-61	St. Louis
11/18/12	W, 68-33	Norman

Sam Houston State 3-1

Games: 4

Series Record: OU leads 3-1

At Norman: OU leads 3-1

Date	Result	Location
11/24/90	L, 90-86	Norman
12/2/00	W, 97-60	Norman
11/26/03	W, 79-52	Norman
12/1/10	W, 94-45	Norman

Samford 1-0

Games: 1

Series Record: OU leads 1-0

Norman, Okla.: OU leads 1-0

Date	Result	Location
12/29/13	W, 66-35	Norman

San Diego 4-0

Games: 4

Series Record: OU leads 4-0

At Norman: OU leads 2-0

At San Diego, Calif.: OU leads 2-0

Date	Result	Location
1/4/82	W, 72-54	San Diego
1/15/83	W, 100-50	Norman
12/21/00	W, 84-39	Norman
12/21/01	W, 65-63 (2OT)	San Diego

San Diego State 1-1

Games: 2

Series Record: Tied 1-1

At San Diego, Calif.: SDSU leads 1-0

At U.S. V.I.: OU leads 1-0

Date	Result	Location
1/6/82	L, 68-65	San Diego
11/27/09	W, 87-48	U.S. V.I.

San Francisco 1-0

Games: 1

Series Record: OU leads 1-0

At San Francisco: OU leads 1-0

Date	Result	Location
11/26/06	W, 53-51	San Francisco

Siena 1-0

Games: 1

Series Record: OU leads 1-0

At Malibu, Calif.: OU leads 1-0

Date	Result	Location
11/28/04	W, 85-70	Malibu

Simon Fraser 1-0

Games: 1

Series Record: OU leads 1-0

At Stanford, Calif.: OU leads 1-0

Date	Result	Location
12/29/88	W, 83-66	Stanford

Simpson 1-0

Games: 1

Series Record: OU leads 1-0

At Wichita, Kan.: OU leads 1-0

Date	Result	Location
1/7/77	W, 88-69	Wichita

South Carolina 3-0

Games: 3

Series Record: OU leads 3-0

At Columbia, S.C.: OU leads 1-0

At Norman: OU leads 1-0

At U.S. V.I.: OU leads 1-0

Date	Result	Location
12/7/06	W, 78-51	Columbia
12/30/07	W, 95-63	Norman
11/26/09	W, 75-67	U.S. V.I.

South Dakota State 2-1

Games: 3

Series Record: OU leads 2-1

At Norman: OU leads 2-0

At Brookings: SDST 1-0

Date	Result	Location
3/21/10	W, 68-57	Norman
11/23/17	W, 74-60	Norman
12/6/17	L, 67-61	Brookings



RECORDS VS. OPPONENTS

South Florida 1-1

Games: 2
Series Record: Tied 1-1
At Norman: OU leads 1-0
At U.S. V.I.: USF leads 1-0

Date	Result	Location
11/27/14	L, 83-68	U.S. V.I.
12/9/17	W, 79-74	Norman

Southeast Missouri State 4-0

Games: 4
Series Record: OU leads 4-0
At Norman: OU leads 3-0
At Austin, Texas: OU leads 1-0

Date	Result	Location
12/28/03	W, 87-59	Norman
11/24/04	W, 83-48	Norman
11/19/05	W, 84-62	Norman
3/17/07	W, 74-60	Austin

Southeastern Louisiana 1-0

Games: 1
Series Record: OU leads 1-0
At Hammond, La.: OU leads 1-0

Date	Result	Location
1/6/90	W, 88-86	Hammond

Southeastern Oklahoma State 4-2

Games: 6
Series Record: OU leads 4-2
At Durant, Okla.: SEOS leads 2-1
At Norman: OU leads 3-0

Date	Result	Location
1/21/76	L, 56-45	Durant
2/4/76	W, 37-35	Norman
2/2/77	W, 68-56	Norman
2/26/77	L, 63-39	Durant
2/6/78	W, 59-47	Durant
2/22/78	W, 73-43	Norman

SMU 7-5

Games: 12
Series Record: OU leads 7-5
At Norman: OU leads 4-2
At Dallas, Texas: Tied 3-3

Date	Result	Location
1/5/92	W, 82-73	Norman
2/17/92	L, 69-63	Dallas
12/5/93	L, 72-66	Norman
1/2/94	W, 99-72	Dallas
12/5/96	L, 96-87	Norman
12/7/97	L, 91-82	Dallas
12/9/01	W, 101-71	Norman
11/5/02	W, 91-70	Dallas
12/21/03	L, 71-68	Dallas
12/3/04	W, 85-63	Dallas
11/13/06	W, 80-43	Norman
11/17/17	W, 87-75	Norman

Stetson 1-0

Games: 1
Series Record: OU leads 1-0
At Norman: OU leads 1-0

Date	Result	Location
11/8/13	W, 78-60	Norman

Southern 1-1

Games: 2
Series Record: Tied 1-1
At Norman: OU leads 1-0
At Nacogdoches, Texas: SU leads 1-0

Date	Result	Location
3/9/78	L, 77-49	Nacogdoches
12/29/94	W, 100-72	Norman

Southern California 0-1

Games: 1
Series Record: USC leads 1-0
At Los Angeles: USC leads 1-0

Date	Result	Location
12/5/81	L, 84-55	Los Angeles

Southern Illinois 2-1

Games: 3
Series Record: OU leads 2-1
At Norman: OU leads 1-0
At Springfield, Mo.: OU leads 1-0
At Pullman, Wash.: SIU leads 1-0

Date	Result	Location
11/24/80	W, 58-46	Springfield
12/2/84	L, 82-62	Pullman
11/13/16	W, 80-48	Norman

Southern Nazarene 2-0

Games: 2
At Norman: OU leads 1-0
At Bethany, Okla.: SNU leads 1-0

Date	Result	Location
12/5/74	L, 44-43	Bethany
2/15/75	W, 57-37	Norman

Southern Utah 0-1

Games: 1
Series Record: USU leads 1-0
At Stillwater, Okla.: USU leads 1-0

Date	Result	Location
11/23/97	L, 64-63	Stillwater

Southwestern Oklahoma State 1-3

Games: 4
Series Record: SWOSU leads 3-1
At Edmond, Okla.: SWOSU leads 1-0
At Stillwater, Okla.: SWOSU leads 1-0
At Weatherford, Okla.: Tied 1-1

Date	Result	Location
2/8/75	L, 63-47	Edmond
2/24/76	L, 72-41	Weatherford

3/5/77	L, 54-42	Stillwater
2/23/79	W, 79-35	Weatherford

Stanford 2-6

Games: 8
Series Record: SU leads 6-2
At Norman: OU leads 2-0
At San Antonio: SU leads 2-0
At Stanford, Calif.: SU leads 3-0
At Tempe, Ariz.: SU leads 1-0

Date	Result	Location
12/30/88	L, 91-66	Stanford
12/27/01	W, 102-98 (OT)	Norman
3/19/01	W, 67-50	Norman
1/3/03	L, 58-38	Stanford
3/22/04	L, 68-43	Tempe
3/25/06	L, 88-74	San Antonio
4/04/10	L, 73-66	San Antonio
3/23/15	L, 86-76	Stanford

Stephen F. Austin 5-4

Games: 9
Series Record: OU leads 5-4
At Norman: OU leads 3-1
At Nacogdoches, Texas: Tied 2-2
At San Antonio: SFA leads 1-0

Date	Result	Location
3/8/78	L, 106-54	Nacogdoches
1/27/81	L, 70-49	Nacogdoches
12/12/82	L, 64-62	Norman
11/22/98	L, 82-58	San Antonio
12/29/99	W, 91-72	Norman
12/5/99	W, 61-47	Nacogdoches
12/5/03	W, 77-55	Norman
12/13/04	W, 79-52	Nacogdoches
12/8/10	W, 84-57	Norman

Syracuse 1-0

Games: 1
Series Record: OU leads 1-0
At Las Vegas: OU leads 1-0

Date	Result	Location
12/19/11	W, 82-63	Las Vegas

Tennessee 1-5

Games: 6
Series Record: UT leads 5-1
At Norman: UT leads 1-0
At Knoxville, Tenn.: UT leads 2-0
At Tampa, Fla.: UT leads 1-0
At Oklahoma City: Tied 1-1

Date	Result	Location
11/11/03	L, 94-68	Knoxville
12/21/04	L, 71-55	Norman
11/15/07	L, 70-67	Tampa
2/2/09	W, 80-70	Oklahoma City
1/3/10	L, 96-75	Knoxville
3/31/13	L, 74-59	Oklahoma City

RECORDS VS. OPPONENTS



Tennessee Tech 1-1

Games: 2

Series Record: Tied 1-1

At Honolulu: TTU leads 1-0

Date	Result	Location
12/21/00	L, 74-64	Honolulu

Texas 25-31

Games: 56

Series Record: UT leads 31-25

At Norman: OU leads 15-9

At Oklahoma City: Tied 1-1

At Austin, Texas: UT leads 17-8

At Dallas: Tied 1-1

At Lubbock, Texas: UT leads 1-0

At Kansas City, Mo.: UT leads 2-3

Date	Result	Location
11/17/80	L, 66-47	Norman
2/10/81	L, 71-54	Austin
3/11/82	L, 87-78	Lubbock
3/20/86	L, 85-59	Austin
11/30/94	L, 84-78	Austin
12/7/95	W, 95-85	Norman
1/7/97	L, 87-69	Austin
1/22/97	L, 76-58	Norman
1/7/98	L, 78-44	Austin
1/17/98	W, 97-84	Norman
1/23/99	L, 81-73	Austin
2/3/99	W, 71-69	Norman
1/19/00	W, 76-73	Austin
2/16/00	L, 77-70	Norman
3/8/00	L, 71-68	Kansas City
1/10/01	W, 85-74	Norman
2/28/01	W, 65-54	Austin
1/19/02	W, 89-69	Norman
2/19/02	L, 68-62 (OT)	Austin
1/29/03	L, 60-54	Norman
3/5/03	L, 78-66	Austin
1/10/04	L, 63-58	Austin
3/2/04	L, 57-54	Norman
3/13/04	W, 66-47	Dallas
1/26/05	L, 83-71 OT	Norman
2/26/05	L, 72-36	Austin
3/9/05	L, 65-59	Kansas City
1/25/06	W, 75-57	Norman
2/15/06	W, 61-54	Austin
1/31/07	L, 67-62	Austin
2/12/07	W, 78-58	Norman
3/7/07	W, 67-58	Oklahoma City
2/3/08	W, 74-58	Austin
3/2/08	L, 65-50	Norman
1/25/09	W, 89-69	Norman
3/8/09	W, 74-62	Austin
2/03/10	L, 75-57	Norman
2/27/10	W, 75-60	Austin
1/16/11	W, 71-67 (OT)	Austin
2/19/11	W, 91-62	Norman
1/21/12	W, 73-67	Norman
2/25/12	L, 87-62	Austin
1/5/13	W, 78-70	Austin
1/19/13	W, 69-56	Norman
1/8/14	L, 79-74 (OT)	Austin
2/19/14	W, 64-63	Norman

3/8/14	L, 82-72	Oklahoma City
1/14/15	W, 70-59	Norman
1/29/15	L, 84-81 (2OT)	Austin
3/8/15	L, 66-56	Oklahoma City
1/23/16	L, 83-76	Austin
2/14/16	W, 74-56	Norman
1/17/17	L, 86-68	Austin
2/18/17	W, 74-73	Norman
12/28/17	L, 88-78	Norman
2/27/18	L, 66-79	Austin

Texas-Arlington 10-3

Games: 13

Series Record: OU leads 10-3

At Norman: OU leads 6-2

At Arlington, Texas: OU leads 4-1

Date	Result	Location
11/19/80	W, 61-59	Norman
2/4/80	W, 60-56	Arlington
2/5/82	W, 70-56	Norman
11/27/84	W, 92-66	Norman
12/4/85	W, 103-48	Arlington
11/29/86	W, 86-72	Arlington
12/8/87	W, 94-61	Norman
1/7/89	W, 86-75	Arlington
1/3/90	L, 80-78	Norman
12/10/92	L, 94-93	Norman
2/2/93	L, 80-59	Arlington
12/03/09	W, 100-67	Norman
11/20/13	W, 99-46	Norman

Texas Rio Grande Valley 5-0

Games: 5

Series Record: OU leads 5-0

At Norman: OU leads 5-0

Date	Result	Location
11/25/89	W, 120-36	Norman
11/27/94	W, 88-68	Norman
12/17/96	W, 97-57	Norman
11/26/10	W, 116-66	Norman
12/8/16	W, 92-53	Norman

Texas-San Antonio 6-0

Games: 6

Series Record: OU leads 6-0

At Norman: OU leads 4-0

At San Antonio, Texas: OU leads 1-0

At Las Cruces, N.M.: OU leads 1-0

Date	Result	Location
11/28/87	W, 67-63	Las Cruces
1/21/91	W, 93-86	Norman
11/25/92	W, 102-70	Norman
11/23/98	W, 66-53	San Antonio
11/23/99	W, 80-40	Norman
12/13/15	W, 80-41	Norman

Texas A&M 27-21

Games: 48

Series Record: OU leads 27-21

At Norman: OU leads 17-3

At College Station, Texas: TAMU leads 11-8

At Dallas: OU leads 1-0

At Denton, Texas: OU leads 1-0

At Kansas City, Mo.: TAMU leads 3-1

At Springfield, Mo.: TAMU leads 1-0

At Oklahoma City: TAMU leads 2-0

Date	Result	Location
11/26/79	L, 52-45	Springfield
2/3/79	W, 58-49	Denton
1/11/80	L, 71-53	College Station
12/10/82	W, 83-55	Norman
12/6/86	W, 93-62	Norman
12/5/90	L, 101-86	College Station
12/9/91	L, 83-71	Norman
12/18/94	W, 90-69	Norman
12/18/95	L, 99-74	College Station
1/4/97	W, 71-69	Norman
2/5/97	L, 66-63	College Station
1/3/98	W, 84-76	Norman
1/21/98	L, 91-83	College Station
2/6/99	W, 83-71	College Station
2/24/99	W, 95-69	Norman
1/12/00	W, 87-59	Norman
1/26/00	W, 79-72	College Station
1/17/01	W, 97-84	Norman
1/31/01	W, 93-70	College Station
1/26/02	W, 72-40	College Station
2/9/02	W, 67-51	Norman
1/18/03	W, 77-39	Norman
2/5/03	L, 69-61	College Station
1/14/04	W, 65-56 (OT)	College Station
2/7/04	W, 56-46	Norman
3/9/04	W, 60-47	Dallas
1/9/05	W, 73-53	Norman
1/22/05	W, 63-51	College Station
3/8/05	L, 86-65	Kansas City
1/28/06	W, 81-72	College Station
2/18/06	W, 73-54	Norman
1/27/07	L, 54-52	Norman
2/10/07	L, 78-68	College Station
2/12/08	W, 68-56	Norman
3/6/08	L, 73-59	College Station
1/18/09	W, 71-59	Norman
2/23/09	L, 57-56	College Station
3/14/09	L, 74-62	Oklahoma City
1/17/10	W, 74-65	Norman
3/02/10	L, 78-55	College Station
3/14/10	L, 74-67	Kansas City
1/26/11	L, 80-78	Norman
2/9/11	L, 82-71	College Station
3/11/11	L, 81-68	Kansas City
1/8/12	L, 75-58	College Station
2/21/12	W, 64-55	Norman
3/9/12	L, 79-66	Kansas City
12/20/15	L, 74-68	Oklahoma City



RECORDS VS. OPPONENTS

TCU 22-6

Games: 28
Series Record: OU leads 22-6
At Norman: OU leads 14-0
At Fort Worth, Texas: OU leads 8-5
At Oklahoma City: TCU leads 1-0

Date	Result	Location
1/3/92	W, 103-82	Norman
2/24/93	L, 79-73	Fort Worth
12/21/95	W, 89-70	Fort Worth
2/28/95	W, 92-44	Norman
11/25/96	W, 103-81	Fort Worth
12/7/96	W, 93-47	Norman
11/20/99	W, 78-66	Norman
12/7/00	W, 94-74	Fort Worth
11/27/02	W, 76-60	Norman
12/14/03	W, 68-64	Fort Worth
12/9/05	L, 81-65	Fort Worth
11/31/06	W, 77-63	Norman
11/21/09	W, 74-70	Norman
1/2/11	L, 76-69	Fort Worth
12/28/11	W, 82-54	Norman
1/9/13	W, 85-79	Fort Worth
1/30/13	W, 74-53	Norman
1/25/14	W, 63-52	Norman
3/1/14	L, 76-66	Fort Worth
1/17/15	W, 97-81	Fort Worth
2/14/15	W, 77-54	Norman
1/6/16	W, 78-65	Fort Worth
2/6/16	W, 77-64	Norman
1/1/17	W, 87-72	Norman
2/25/17	W, 73-64	Fort Worth
1/4/18	W, 84-71	Norman
1/27/18	L, 58-62	Fort Worth
3/3/18	L, 79-90	Oklahoma City

Texas State 2-0

Games: 2
Series Record: OU leads 2-0
At Norman: OU leads 1-0
At San Marcos, Texas: OU leads 1-0

Date	Result	Location
12/9/88	W, 92-74	San Marcos
11/21/05	W, 76-57	Norman

Texas Southern 3-1

Games: 4
Series Record: OU leads 3-1
At Norman: OU leads 3-0
At Denton, Texas: TSU leads 1-0

Date	Result	Location
2/7/81	L, 80-72	Denton
2/10/82	W, 82-70 (OT)	Norman
12/15/85	W, 103-71	Norman
12/19/88	W, 81-72	Norman



» Oklahoma has won 15 straight matchups against Texas Tech, its longest active winning streak against in Division I opponent.

Texas Tech 36-22

Games: 58
Series Record: OU leads 36-22
At Norman: OU leads 18-9
At Lubbock, Texas: OU leads 15-13
At Miami: TTU leads 1-0
At Boise, Idaho: OU leads 1-0
At Kansas City, Mo.: OU leads 1-0

Date	Result	Location
12/1/80	L, 65-58	Lubbock
1/26/80	L, 55-48	Norman
1/12/81	W, 69-56	Norman
2/2/81	L, 79-70	Lubbock
2/18/82	L, 93-86	Lubbock
12/11/83	W, 93-91 (OT)	Norman
12/3/89	L, 64-54	Lubbock
12/16/90	L, 88-80	Norman
12/6/91	L, 66-50	Lubbock
12/28/93	L, 93-56	Miami
12/21/94	L, 80-75	Lubbock
11/29/95	L, 66-64	Norman
1/15/97	L, 67-55	Lubbock
2/19/97	L, 63-49	Norman
2/11/98	L, 79-63	Lubbock
2/19/98	L, 94-59	Norman
1/6/99	L, 93-69	Lubbock
1/27/99	L, 89-87	Norman
1/8/00	W, 82-76	Norman
2/19/00	L, 86-81	Lubbock
1/28/01	W, 84-66	Norman
2/17/01	W, 80-75	Lubbock
1/5/02	W, 80-68	Lubbock
25/27/02	W, 75-56	Norman
3/23/02	W, 72-62	Boise
1/15/03	L, 80-71	Norman
2/19/03	L, 59-48	Lubbock
2/10/04	W, 68-62	Lubbock
2/25/04	W, 65-53	Norman
1/5/05	L, 70-64	Lubbock
2/23/05	L, 83-70	Norman
1/18/06	W, 63-57	Norman

3/1/06	W, 60-59	Lubbock
1/22/07	W, 86-81 (2OT)	Norman
2/17/07	W, 70-67	Lubbock
1/23/08	W, 78-39	Norman
2/27/08	W, 65-55	Norman
2/17/09	W, 80-72	Lubbock
3/4/09	W, 61-49	Norman
1/09/10	W, 73-58	Norman
1/30/10	W, 70-66	Lubbock
1/19/11	W, 71-61	Norman
3/5/11	L, 65-61	Lubbock
3/9/11	W, 71-69	Kansas City
1/11/12	W, 71-68	Norman
2/29/12	W, 71-62	Lubbock
1/12/13	W, 65-55	Norman
3/4/13	W, 77-73	Lubbock
1/2/14	W, 68-38	Lubbock
3/3/14	W, 87-32	Norman
1/10/15	W, 75-58	Lubbock
1/24/15	W, 70-64	Norman
1/20/16	W, 92-53	Norman
3/1/16	W, 70-60	Lubbock
1/14/17	W, 66-45	Norman
2/11/17	W, 64-56	Lubbock
1/10/18	W, 73-52	Lubbock
2/24/18	W, 79-61	Norman

Tulane 1-1

Games: 2
Series Record: Tied 1-1
At Norman: OU leads 1-0
At New Orleans: Tulane leads 1-0

Date	Result	Location
1/8/87	W, 84-53	Norman
1/9/88	L, 82-75	New Orleans

Tulsa 26-2

Games: 28
Series Record: OU leads 26-2
At Norman: OU leads 11-1
At Edmond, Okla.: OU leads 1-0
At Enid, Okla.: OU leads 1-0
At Tulsa, Okla.: OU leads 12-1
At Stillwater, Okla.: OU leads 1-0
At Tahlequah, Okla.: OU leads 1-0

Date	Result	Location
2/18/76	L, 58-55	Norman
2/28/76	W, 57-53	Edmond
12/9/78	W, 95-52	Enid
12/18/78	W, 80-68	Tulsa
2/11/78	W, 94-45	Norman
2/23/78	W, 82-55	Tahlequah
11/11/79	W, 57-47	Tulsa
2/10/79	W, 69-54	Norman
2/22/80	W, 68-55	Tulsa
1/5/80	W, 77-40	Norman
1/29/81	W, 87-57	Norman
2/14/81	W, 106-68	Tulsa
2/14/82	W, 90-59	Tulsa
1/27/82	W, 87-62	Norman
2/4/83	W, 99-60	Norman
2/7/84	W, 82-64	Tulsa
2/11/86	W, 91-32	Norman
1/12/87	W, 62-39	Tulsa

RECORDS VS. OPPONENTS



2/29/00	W, 93-70	Norman
11/17/01	W, 80-49	Tulsa
2/18/02	W, 75-52	Stillwater
2/22/03	W, 65-61	Tulsa
12/4/05	L, 67-59	Tulsa (ORU)
12/2/06	W, 72-49	Tulsa
12/8/07	W, 67-47	Tulsa
12/21/09	W, 94-42	Norman
12/9/15	W, 75-62	Tulsa
12/11/16	W, 85-68	Norman

UAB **0-1**

Games: 1

Series Record: UAB leads 1-0

At Cancun, Mexico: UAB leads 1-0

Date	Result	Location
2/27/98	L, 62-61	Cancun

UCLA **3-3**

Games: 6

Series Record: Tied 3-3

At Columbus, Ohio: OU leads 1-0

At Los Angeles: UCLA leads 2-1

At Norman: Tied 1-1

Date	Result	Location
1/8/82	L, 82-63	Los Angeles
2/5/06	W, 83-78	Norman
11/21/06	W, 77-68	Los Angeles
11/14/12	L, 86-80	Norman
3/25/13	W, 85-72	Columbus
11/24/13	L, 82-76	Los Angeles

UC Santa Barbara **1-1**

Games: 2

Series Record: Tied 1-1

At Santa Barbara, Calif.: Tied 1-1

Date	Result	Location
1/10/84	W, 95-48	Santa Barbara
2/29/91	L, 105-95 (OT)	Santa Barbara

UNLV **1-1**

Games: 2

Series Record: Tied 1-1

At Norman: UNLV leads 1-0

At Las Vegas: OU leads 1-0

Date	Result	Location
11/26/80	L, 71-51	Norman
2/8/81	W, 96-85	Las Vegas

USAO **0-5**

Games: 5

Series Record: USAO leads 5-0

At Norman: USAO leads 2-0

At Chickasha, Okla.: USAO leads 2-0

At Stillwater, Okla.: USAO leads 1-0

Date	Result	Location
1/21/75	L, 56-42	Norman
2/22/75	L, 62-41	Chickasha
3/1/75	L, 97-60	Stillwater
12/2/76	L, 86-60	Chickasha
1/24/76	L, 78-53	Norman

Utah **4-0**

Games: 4

Series Record: OU leads 4-0

At Norman: OU leads 1-0

At Freeport, Bahamas: OU leads 1-0

At Salt Lake City: OU leads 1-0

At Pullman, Wash.: OU leads 1-0

Date	Result	Location
2/2/95	W, 72-68	Pullman
2/7/04	W, 73-65	Norman
2/21/05	W, 72-59	Salt Lake City
11/26/15	W, 70-55	Freeport

Vanderbilt **1-2**

Games: 3

Series Record: Vanderbilt leads 2-1

At Norman: Tied 1-1

At Nashville, Tenn.: Vanderbilt leads 1-0

Date	Result	Location
3/16/86	W, 86-67	Norman
11/26/11	L, 78-66	Nashville
12/16/12	L, 76-63	Norman

VCU **1-0**

Games: 1

Series Record: OU leads 1-0

At Nassau, Bahamas: OU leads 1-0

Date	Result	Location
2/29/96	W, 84-52	Nassau

Villanova **1-0**

Games: 1

Series Record: OU leads 1-0

At Norman: OU leads 1-0

Date	Result	Location
3/18/02	W, 66-53	Norman

Washington **2-3**

Games: 5

Series Record: UW leads 3-2

At Norman: OU leads 1-0

At Seattle, Wash.: UW leads 2-1

At Spokane, Wash.: UW leads 1-0

Date	Result	Location
2/31/87	L, 83-64	Seattle
3/24/01	L, 84-67	Spokane
11/14/14	W, 90-80	Norman
12/6/15	W, 71-68	Seattle
3/21/17	L, 108-82	Seattle

Washington State **1-1**

Games: 2

Series Record: Tied 1-1

At Pullman, Wash.: OU leads 1-0

At College Station, Texas: WSU leads 1-0

Date	Result	Location
11/23/91	L, 84-50	College Station
2/3/95	W, 85-79	Pullman

OU IN THE BIG 12 ERA

Record vs. current league members

vs. Baylor	22-27
vs. Iowa State	16-15
vs. Kansas	25-6
vs. Kansas State	25-7
vs. Oklahoma State	35-13
vs. Texas	24-26
vs. TCU	10-3
vs. Texas Tech	25-12
vs. West Virginia	8-7
Total	236-130 (.645)*

*Includes wins over former Big 12 schools

West Texas A&M **2-0**

Games: 2

Series Record: OU leads 2-0

At Norman: OU leads 1-0

At Canyon, Texas: OU leads 1-0

Date	Result	Location
12/30/86	W, 80-56	Canyon
12/20/87	W, 82-63	Norman

West Virginia **8-8**

Games: 16

Series Record: Tied at 8-8

At Norman: OU leads 5-2

At Morgantown, W. Va.: WVU leads 5-1

At Dallas: OU leads 2-0

At Oklahoma City: WVU leads 1-0

Date	Result	Location
11/26/89	L, 83-65	Norman
1/2/13	W, 71-68	Norman
2/3/13	L, 82-63	Morgantown
3/9/13	W, 65-64	Dallas
1/18/14	L, 77-63	Morgantown
2/13/14	L, 76-75	Norman
1/4/15	W, 71-60	Norman
2/1/15	L, 78-69	Morgantown
3/7/15	W, 67-55	Dallas
1/27/16	W, 57-54	Norman
2/17/16	L, 63-55	Morgantown
1/8/17	L, 83-73	Morgantown
2/7/17	W, 90-87 (2OT)	Norman
3/4/17	L, 82-58	Oklahoma City
2/3/18	W, 76-57	Norman
2/17/18	W, 79-77 (OT)	Morgantown

Western Illinois **2-0**

Games: 2

Series Record: OU leads 2-0

At Norman: OU leads 2-0

Date	Result	Location
11/19/10	W, 84-43	Norman
12/4/13	W, 97-80	Norman



RECORDS VS. OPPONENTS

Western Kentucky 1-0

Games: 1

Series Record: OU leads 1-0

At Bowling Green, Ky.: OU leads 1-0

Date	Result	Location
11/25/86	W, 89-81	Bowling Green

Wichita State 13-6

Games: 19

Series Record: OU leads 13-6

At Norman: OU leads 7-1

At Wichita, Kan.: WSU leads 5-4

At Springfield, Mo.: OU leads 2-0

Date	Result	Location
1/6/77	L, 70-58	Wichita
11/25/79	W, 61-50	Springfield
11/22/80	W, 62-56	Springfield
12/10/80	W, 75-62	Wichita
2/12/80	L, 59-53 (OT)	Norman
12/23/81	L, 85-59	Wichita
1/24/81	W, 93-76	Norman
1/23/82	W, 67-60	Norman
3/1/82	L, 93-73	Wichita
1/8/83	L, 93-81 (2OT)	Wichita
3/2/83	W, 92-64	Norman
12/21/84	W, 85-68	Wichita
12/16/96	W, 65-54	Norman
12/3/97	L, 71-56	Wichita
3/12/99	W, 75-67	Wichita
11/29/02	W, 89-68	Norman
12/9/03	W, 70-64	Wichita
12/30/04	W, 89-50	Norman
11/10/13	W, 89-70	Norman

Winthrop 1-0

Games: 1

Series Record: OU leads 1-0

At Norman: OU leads 1-0

Date	Result	Location
11/13/15	W, 78-48	Norman

Wisconsin 0-1

Games: 1

Series Record: UW leads 1-0

At Madison, Wis.: UW leads 1-0

Date	Result	Location
11/24/01	L, 97-77	Madison

Xavier 2-0

Games: 2

Series Record: OU leads 2-0

At Las Vegas: OU leads 2-0

Date	Result	Location
12/20/11	W, 73-51	Las Vegas
12/19/16	W, 81-69	Las Vegas

Yale 1-0

Games: 1

Series Record: OU leads 1-0

At Norman: OU leads 1-0

Date	Result	Location
12/30/14	W, 71-60	Norman

LONGEST ACTIVE WINNING STREAK

Rk.	Opponent	No.	First Win	Last Win
1.	Texas Tech	15	March 9, 2011	Feb. 24, 2018
2.	Prairie View A&M	8	Nov. 29, 1991	Nov. 28, 2010
3.	Iowa State	6	Jan. 30, 2016	Feb. 21, 2018
	Kansas	6	Dec. 30, 2015	Feb. 10, 2018
	New Mexico	6	Nov. 16, 2005	Dec. 16, 2018
	UTSA	6	Nov. 28, 1987	Dec. 13, 2015
4.	UTRGV	5	Nov. 25, 1989	Dec. 8, 2016
	Creighton	5	Dec. 2, 1985	Dec. 1, 2013
	Missouri	5	Jan. 31, 2009	Feb. 11, 2012
	Stephen F. Austin	5	Dec. 29, 1999	March 23, 2015
	Wichita State	5	March 12, 1999	Nov. 10, 2013
5.	Purdue	4	March 20, 2000	March 19, 2016
	San Diego	4	Jan. 4, 1982	Dec. 21, 2001
	SE Missouri State	4	Dec. 28, 2003	March 17, 2007

LONGEST ACTIVE LOSING STREAK

Rk.	Opponent	No.	First Loss	Last Loss
1.	Connecticut	11	Dec. 29, 1999	Dec. 19, 2017
2.	Baylor	7	Jan. 3, 2016	Feb. 5, 2018
3.	Stanford	5	Jan. 3, 2003	March 23, 2015
4.	Ohio State	4	Jan. 9, 2006	Dec. 4, 2011

MOST SERIES MEETINGS

Rk.	Opponent	No.	Record	Last Meeting
1.	Oklahoma State	103	61-42	Jan. 20, 2018
2.	Kansas	69	39-30	Feb. 10, 2018
3.	Kansas State	66	40-26	Jan. 31, 2018
4.	Iowa State	64	41-23	Feb. 1, 2018
5.	Missouri	58	29-29	Feb. 11, 2012
	Texas Tech	58	36-22	Feb. 24, 2018
7.	Colorado	56	22-34	Feb. 23, 2011
	Texas	56	25-31	Feb. 27, 2018
9.	Baylor	53	26-27	Feb. 5, 2018
10.	Nebraska	50	27-23	Jan. 8, 2011

MOST SERIES WINS

Rk.	Opponent	GP.	Wins	Rec.	Last Meeting
1.	Oklahoma State	103	61	61-42.	Jan. 20, 2018
2.	Kansas State	66	40	40-26	Jan. 31, 2018
	Iowa State	64	39	39-25	Feb. 21, 2018
4.	Kansas	67	39	39-30	Feb. 10, 2018
5.	Texas Tech	58	36	36-22	Feb. 24, 2018

MOST SERIES LOSSES

Rk.	Opponent	GP.	Losses	Rec.	Last Meeting
1.	Oklahoma State	103	42	61-42	Jan. 20, 2018
2.	Colorado	56	34	22-34	Feb. 23, 2011
3.	Texas	56	31	25-31	Feb. 27, 2018
4.	Kansas	69	30	39-30	Feb. 10, 2018
5.	Missouri	58	29	29-29	Feb. 11, 2012

HIGHEST WINNING PERCENTAGE (MIN. 10 MEETINGS)

Rk.	Opponent	GP.	Record	Pct.	Last Meeting
1.	Tulsa	28	26-2	.929	Dec. 11, 2016
2.	North Texas	24	21-3	.875	Nov. 16, 2015
3.	New Mexico	12	10-2	.833	Dec. 16, 2017
4.	TCU	28	22-6	.785	March 3, 2018
5.	UT Arlington	13	10-3	.769	Nov. 20, 2013

OKLAHOMA

WOMEN'S BASKETBALL



***MEDIA
INFORMATION***

ELEVATE



ATHLETICS COMMUNICATIONS

» OU ATHLETICS COMMUNICATIONS OFFICE

The OU Athletics Communications Office is located on the second floor of Gaylord Family-Oklahoma Memorial Stadium (northwest corner), approximately 1.5 miles north of Lloyd Noble Center.

Main Office Phone/Fax: (405) 325-8231/(405) 325-7623

Address: 180 W. Brooks, Room 2525, Norman, OK 73019

Lloyd Noble Center Press Row: (405) 325-1024

Assistant AD/Communications: Mike Houck (football)

Email: mhouck@ou.edu

Director: Ben Coldagelli (men's basketball/women's golf)

Email: bcoldagelli@ou.edu

Director: Tyler Pigg (women's basketball/men's golf)

Office Phone: (405) 325-3671

Cell Phone: (334) 750-0791

Email: tpigg@ou.edu

Associate Director: Eri Hollier (baseball, football)

Email: ehollier@ou.edu

Assistant Director: Andie Beene (softball, volleyball)

Email: abeene@ou.edu

Assistant Director: Lindsey Morrison (soccer, women's gymnastics)

Email: lindseymorrison@ou.edu

Publications Director: Debbie Copp

Email: dcopp@ou.edu

Research Fellow: Patrick Dunn (men's gymnastics, rowing)

Email: pdunn@ou.edu

Research Fellow: Ann Marcelli (wrestling, men's and women's tennis)

Email: galatas@ou.edu

Student Assistants: Walker Brooke, Noa Gonzales, Tim Hatton, Hannah Hill, Kirsten Lewis, Mike McCareins, Chris Oven

Director of Graphic Design: Scott Matthews

Email: smatthews@ou.edu

Assistant Director of Graphic Design: Alex Eisbrener

Email: aeisbrener1ou.edu

Assistant Director of Graphic Design: Geoff Rogers

Email: grogers@ou.edu

» BIG 12 OPPONENT CONTACTS

School	Contact	Office Phone
Baylor	Kyle Roberts	(254) 710-3042
Iowa State	Nicole Greiner	(515) 294-7961
Kansas	Theresa Kurtz	(785) 864-7488
Kansas State	Randy Peterson	(785) 523-7975
Oklahoma State	Ryan Cameron	(405) 742-4363
TCU	Cameron Harris	(817) 257-5367
Texas	Sean Cartell	(512) 471-6039
Texas Tech	Jessika McKernan	(806) 787-5662
West Virginia	Ashley Bailey	(304) 293-2821
Big 12 Office	Russell Luna	(469) 524-1000



Mike Houck
Assistant AD
(Football)



Ben Coldagelli
Director
(Men's Basketball,
Women's Golf)



Tyler Pigg
Director
(Women's Basketball,
Men's Golf)



Eric Hollier
Associate Director
(Baseball, Football)




Andie Beene
Assistant Director
Volleyball, Softball)



Lindsey Morrison
Assistant Director
(Soccer, Women's
Gymnastics)



Debbie Copp
Publications
Director



Patrick Dunn
Research Fellow
(Football, Men's
Gymnastics, Track)




Ann Marcelli
Research Fellow
(Men's Tennis,
Wrestling)



Scott Matthews
Director of
Graphics Design



Alex Eisbrener
Assistant Director
Graphics Design



Geoff Rogers
Assistant Director
Graphics Design



» ADMINISTRATION (Area Code 405)

Vice President for Intercollegiate Athletics Programs and Director of Athletics	
Joe Castiglione	325-8208
Executive Associate Athletics Director	
Larry Naifeh	325-8200
Executive Director of Athletics Compliance	
Jason Leonard	325-8346
Senior Associate AD (Chief Financial Officer)	
Luther Lee	325-1844
Senior Associate AD (Student-Athlete Development)	
Carol Ludvigson	325-7717
Senior Associate AD (Academic Services)	
Mike Meade	325-4146
Senior Associate AD (External Operations)	
Kenny Mossman	325-8231
Senior Associate AD (SWA/Event Management/Facilities)	
Lindy Roberts-Ivy	325-8225
Senior Associate AD (Development)	
Zac Selmon	325-3138
Senior Associate AD (Internal Operations)	
Greg Tipton	325-4666
Associate AD (Ticket Operations)	
Patrick Nowlin	325-8232
Associate AD (Broadcast Operations)	
TBD	325-8875
Associate AD (Development)	
McK Williams	325-8194
Assistant AD (Event Management & Camps)	
Michael Beirne	325-8235
Assistant AD (Business Operations)	
TBD	325-8436
Assistant AD (Strategic Communications)	
Mike Houck	325-8227
Assistant AD (Development)	
Matt Schaeperkoetter	325-8278
Special Assistant to the Athletics Director	
Bob Stoops	
Executive Director Varsity O Association/ Special Assistant to the Athletics Director	
Joe Washington	325-7811

» HEAD COACHES

Baseball	
Skip Johnson	325-8354 (Texas Pan-American, '90)
Basketball (Men)	
Lon Kruger	325-4732 (Kansas State '75)
Basketball (Women)	
Sherri Coale	325-8322 (Oklahoma Christian University '87)
Cross Country	
Jim VanHooetegem	325-8212 (North Central College '90)
Football	
Lincoln Riley	325-8245 (Texas Tech '06)
Golf (Men)	
Ryan Hybl	325-8342 (Georgia '04)
Golf (Women)	
Veronique Drouin-Luttrell	325-8343 (Kent State '03)
Gymnastics (Men)	
Mark Williams	325-8341 (Nebraska '80)
Gymnastics (Women)	
K.J. Kindler	325-8333 (Iowa State '92)
Rowing (Women)	
Leeanne Crain	325-6961 (UCLA '88)
Soccer (Women)	
Matt Potter	325-8296 (West London College of Brunell University '92)
Softball	
Patty Gasso	325-8371 (Long Beach State '84)
Tennis (Men)	
Nick Crowell	325-8362 (Texas '00)
Tennis (Women)	
Audra Cohen	325-8325 (Miami '09)
Track and Field	
Jim VanHooetegem	325-8212 (North Central College '90)
Volleyball	
Lindsey Gray-Walton	325-8364 (Georgia Tech '08)
Wrestling	
Lou Rosselli	325-3959 (Edinboro '93)



MEDIA OUTLETS

» PRINT

Associated Press

Cliff Brunt, Sports
(cbrunt@ap.org)
Central Park One
Suite 202
Oklahoma City, OK 73105
Phone: (405) 525-2121

The Oklahoman

Ryan Aber, Beat Writer
(raber@oklahoman.com)
Ryan Sharp, Sports Editor
(rsharp@oklahoman.com)
P.O. Box 25125
Oklahoma City, OK 73125
Phone: (405) 475-3314

Tulsa World

Michael Peters, Sports Editor
(michael.peters@tulsaworld.com)
P.O. Box 1770
Tulsa, OK 74102
Phone: (918) 581-8355

The Norman Transcript

Tyler Palmateer, Sports Editor
(tpalmateer@normantranscript.com)
Clay Horning, Columnist
(chorning@normantranscript.com)
P.O. Drawer 1058
Norman, OK 73070
Phone: (405) 366-3535

Dallas Morning News

Keith Campbell (Colleges Editor)
(kcampbell@dallasnews.com)
P.O. Box 655237
Communications Center
Dallas, TX 75265
Phone: (214) 977-8444

Fort Worth-Star Telegram

(sports@star-telegram.com)
400 W. 7th St.
Fort Worth, TX 76102
Phone: (817) 390-7760

Lawton Constitution

Joey Goodman, Sports Editor
(jgoodman@lawton-constitution.com)
P.O. Box 2069
Lawton, OK 73502
Phone: (580) 353-0620

Shawnee News-Star

Fred Fehr, Sports Editor
P.O. Box 1688
Shawnee, OK 74802
Phone: (405) 273-4200

The Oklahoma Daily

(student newspaper)
Sports Editor
(sports@oudaily.com)
860 Van Vleet Oval, Rm. 126
Norman, OK 73019
Phone: (405) 325-7630

» TELEVISION

KFOR (NBC Channel 4)

Brian Brinkley, Sports Director
(brian.brinkley@kfor.com)
444 E. Britton Rd.
Oklahoma City, OK 73114
Phone: (405) 478-6366

KOCO (ABC Channel 5)

Bryan Keating, Sports Director
(bkeating@hearst.com)
P.O. Box 14555
Oklahoma City, OK 73113
Phone: (405) 475-5257

KWTV (CBS Channel 9)

Dean Blevins, Sports Director
(dean.blevins@news9.net)
P.O. Box 14159
Oklahoma City, OK 73113
Phone: (405) 841-9940

KOKH (FOX Channel 25)

Myron Patton, Sports Director
(mpatton@okcfox.com)
1228 E. Wilshire Blvd.
Oklahoma City, OK 73111
Phone: (405) 843-2525

» RADIO

Sooner Radio Network

To reach the Sooner Network
broadcasters, use the following email
addresses and phone numbers:

Brian Brinkley (play-by-play)

brian.brinkley@kfor.com

KOKC (103.1 FM/1520 AM)

(production@kref.com)
400 E. Britton Rd.
Oklahoma City, OK 73114
Phone: (405) 478-5014

KRXO (107.7 FM)

Randy Heitz, Assistant Program Director/
Exec. Producer
(randy.h@tylermedia.com)
P.O. Box 14818
Oklahoma City, OK 73113
Phone: (405) 475-7020

KREF (98.5 FM/1400 AM)

(production@kref.com)
2020 Alameda
Norman, OK 73071
Phone: (405) 321-1400





» CREDENTIALS

Credentials for Oklahoma home games are issued to working media only and should be requested as early as possible. Make requests to Tyler Pigg in the OU Athletics Communications Office by emailing (tpigg@ou.edu).

The University of Oklahoma follows the guidelines set forth by the NCAA and the Big 12 Conference governing the issuance of credentials. Requests for single-game credentials should be made at least one week in advance of the game.

» CREDENTIALS PICKUP

Game credentials are available for pickup inside Lloyd Noble Center's south ramp entrance two hours prior to tip and are not available at any other will call window. Game credentials are not mailed.

» MEDIA PARKING

Email Tyler Pigg in the OU Athletics Communications Office (tpigg@ou.edu) for a Lloyd Noble Center media parking pass. Requests should be made at least one week in advance of the game. Media should park on the south side of the arena and enter via the ramp that separates the two practice courts.

» PHOTOGRAPHERS

Photographers and videographers must shoot from the Lloyd Noble Center baselines (west side of south

goal, east side of north goal). No photo spots will be assigned. Because of space limitations, photographers are encouraged to arrive early to secure a position.

» MEDIA SERVICES

The University of Oklahoma Athletics Communications Office will furnish all working media with complete statistical information at home games. Materials available include game program, pregame notes, final and halftime statistics, play-by-play, postgame notes and postgame quotes from players and coaches.

The working media room is halfway up the south tunnel, west of the ramp.

» PHONES/INTERNET

Courtesy telephone and ethernet lines, as well as wireless Internet service, are available along press row and in the Lloyd Noble Center media room. Any media representative desiring a phone line to be installed either courtside or in the media room should contact Tyler Pigg in the OU Athletics Communications Office at (405) 325-3671.

» VISITING RADIO

Visiting radio crews are positioned next to their team's bench, on the north end of the east sideline. Analog and ISDN lines are furnished.

» INTERVIEW POLICY

Non-postgame interviews with University of Oklahoma basketball players or coaches must be arranged through Tyler Pigg (tpigg@ou.edu) of the OU Athletics Communications Office and requested at least 24 hours in advance of the desired interview time.

Player interviews are generally granted after practice, usually around 4:15 p.m. weekdays. Only postgame interviews are allowed on game days.

» POSTGAME INTERVIEWS

Following each home game, a 10-15 minute "cooling-off period" will be exercised. The opposing coach will then be escorted to the OU interview room, located across the hall from the media room.

When the opposing coach finishes with media, Oklahoma head coach Sherri Coale and Sooner players will enter the interview room. The OU locker room is closed.

» PRACTICES

Practices are usually held from 2 to approximately 4:15 p.m. during the week. Media looking to attend should notify Tyler Pigg at tpigg@ou.edu.



» For the latest Oklahoma athletics information, including highlights, press conferences, statistics, standings, rankings, game notes, interviews, photos and human-interest stories, visit the school's official athletics website at SoonerSports.com.



RADIO COVERAGE

SOONER SPORTS NETWORK

University of Oklahoma women's basketball games air via Learfield Communications and the Sooner Sports Radio Network. OU fans may also catch the live broadcasts by subscribing to a pass on the school's official website, SoonerSports.com.

City	Station
Ada	KADA-FM (99.3)
Altus	KWHW-FM (93.5)
Ardmore	KVSO-AM (1240)
Bartlesville	KYFM-FM (100.1)
Blackwell	KOKB-AM (1580)
Broken Bow	KKBI-FM (106.1)
Broken Bow	KQIB-FM (102.9)
Enid	KXLS-FM (95.7)
Lawton	KXCA-AM (1380)
McAlester	KNED-AM (1150)
Norman	KREF-AM (1400)
Norman	KREF-FM (99.3)
Oklahoma City	KOKC-AM (1520)
Oklahoma City	KOKC-FM (103.1)
Shawnee	KGFF-FM (100.9)
Shawnee	KGFF-AM (1450)
Tulsa	KAKC-AM (1300)
Tulsa	KTBZ-AM (1430)

"SOONER SPORTS TALK"

Each Thursday throughout the season, "Sooner Sports Talk" provides fans across the state an opportunity to talk OU basketball with head coaches Lon Kruger and Sherri Coale. The one-hour program airs statewide from 7-8 p.m. on the Sooner Radio Network and is now also broadcast on Sooner Sports TV.

TUNEIN RADIO APP

For the third straight season, Oklahoma women's basketball fans can listen worldwide to the Sooners on the TuneIn Radio app. The app is available for download on the app stores for both Apple and Android phones. Fans can search "Sooner Sports Network" to find each broadcast.

» BROADCAST TALENT



BRIAN BRINKLEY
Play-by-Play
18th Season

Brian Brinkley is in his 18th season handling radio play-by-play for OU women's basketball.

Brinkley is the sports director for KFOR-TV in Oklahoma City.

Brinkley has been at KFOR since 1990, when he was a production assistant at News Channel 4. He was a sports anchor and reporter from 1992 to 2015, and was the weekend sports anchor from 1996 to 2015.

Brian has received statewide attention for his reporting and anchoring. He is a three-time finalist for Oklahoma Sportscaster of the Year, and has been honored with two awards from the Oklahoma Association of Broadcasters for small market sports reporting and sportscasting.

A graduate of the University of Oklahoma, Brian received a Bachelor of Arts in Journalism with a double major in Philosophy.

Brian lives in Edmond with his wife and daughter.





» SOONER SPORTS TV TALENT



CHAD MCKEE
Play-by-Play



TOBY ROWLAND
Play-by-Play



DAN HUGHES
Analyst



BRENDA VANLENGEN
Analyst



JESSICA COODY
Sideline Reporter

SOONER SPORTS TV

Launched in September 2012, Sooner Sports TV powered by FOX Sports provides the most comprehensive broadcast coverage of the Sooners ever offered. Distributed on a variety of existing FOX Sports outlets including FS Oklahoma, FS Southwest and FOX College Sports, Sooner Sports TV programming blocks reach approximately nine million homes in Oklahoma, Texas, Arkansas and Louisiana. Outside of this four-state region, select programming is available nationally either on FOX College Sports (FCS), or on outer market regional sports packages offered by satellite providers.

Sixteen Oklahoma women's basketball games will air exclusively on Sooner Sports TV in 2017-18, along with select encores.

SOONERVISION

Established in 1997, SoonerVision has evolved as a prominent arm of the Oklahoma Athletics Department. OU's in-house production studio, SoonerVision is home to a variety of other original programming and studio shows. All together, the SoonerVision staff produces more than 75 live games and 125 shows each year for Sooner Sports TV.

In addition, SoonerVision is responsible for all big screen productions, including live coverage, replays and graphics for fans to enjoy at Lloyd Noble Center, Gaylord Family – Oklahoma Memorial Stadium, McCasland Field House, Marita Hynes Field, L. Dale Mitchell Park and John Crain Field, as well as live webcasts of Sooner games and press conferences.

Associate AD for Broadcast Operations Brandon Meier leads a staff consisting of 15 full-time employees, numerous part-time and freelance professionals, and more than 80 students to make SoonerVision operate.

SoonerVision has gained a reputation nationally as one of the top production studios in sports, twice earning the Golden Matrix Award for best video board display in the country, and most recently earning the best live game and event production from Sports Video Group.



BIG 12 CONFERENCE

» STRENGTH AND SUCCESS

The Big 12 is in its 23rd year in 2018-19 as it continues to promote the strength and success of one of the nation's premier athletic conferences under the direction of seventh-year commissioner Bob Bowlsby.

TCU and West Virginia joined the league on July 1, 2012 and became the Big 12's first additions since inception, joining Baylor, Iowa State, Kansas, Kansas State, Oklahoma, Oklahoma State, Texas and Texas Tech.

With 10 members, the Big 12 remains as the only autonomy conference to determine its champions in all sports directly on the field of play with a full round-robin schedule. The Conference's hard work ethic and strong values have translated to enormous success in its first 22 years. Since it began competition in 1996-97, the league can boast of 60 NCAA team titles and 654 individual national championships.

The Big 12 has been at the forefront in college athletics reform, specifically with student-athlete welfare issues to include cost of attendance, student-athlete time demands and strengthening its policy for concussion diagnosis and management. In 2014-15, the Big 12 introduced and hosted three "State of Collegiate Athletics" forums to examine the issues facing college athletics. Two were conducted in Washington, D.C and one in New York City. Panelists included respected authorities from intercollegiate athletics, university leadership and sports journalism. The third forum featured a special session comprised of student-athletes. The Big 12 has continued the "State of Collegiate Athletics" forums the past four seasons with Dallas serving as the host site for three events and one staged in Atlanta.

Big 12 Champions for Life, an initiative of the Big 12 Conference, will begin its fourth year in 2018-19. It features student-athletes, selected by Conference institutions, in a series of public service announcements highlighting the positive impact an athletics scholarship has had on their lives leading to stories of personal growth and success.

The Big 12 was the only conference in 2017-18 that placed a team in the College Football Playoff (Oklahoma), Men's Final Four (Kansas), Men's College World Series (Texas and Texas Tech) and Women's College World Series (Oklahoma). National championships were won by Texas men's swimming & diving and Oklahoma State men's golf. UT's title was its fourth-consecutive while the Big 12 picked up its second straight men's golf crown with Oklahoma winning it in 2017. Of the eight teams that advanced to match play in the men's golf championship, half of the field represented the Big 12.



BIG 12 CONFERENCE

400 East John Carpenter Freeway ■ Irving, TX
75062
(469) 524-1000 ■ Big12Sports.com



For the first time in Conference history, the Big 12 sent 90% of its men's basketball teams to postseason play with seven in the NCAA Division I Men's Basketball Championship and two in the National Invitation Tournament. The Big 12 is the first league since at least 1996-97 to accomplish this feat. The Conference's 70% participation in the NCAA Championship was the highest of all leagues.

The Big 12 led the nation in the fall of 2017 with 80% of its teams selected to bowl games highlighted by No. 2 Oklahoma competing in the CFP Semifinal at the Rose Bowl. The Big 12 had at least 80% of teams bowl eligible for the third time in Conference history (90% in 2010 and 80% in 2011). It marked just the 14th occasion since 1996 that an FBS league had at least 80% of teams with 6-plus wins. The Big 12 has made six appearances in a CFP News Year's Bowl in the four years of the structure.



Additionally, the Big 12 added its sixth Heisman Trophy winner since 1996 with Baker Mayfield (Oklahoma) taking home the 2017 award. The Conference has had a finalist in 14 of its seasons for a total of 19 with two finalists in five seasons. Thirty-eight major individual awards have been won by Big 12 student-athletes in football over the past nine campaigns. Overall, more than 4,800 student-athletes have earned All-America recognition.

The Big 12 and its member institutions are committed to a competitive environment where sportsmanship and fair play take center stage. Whether on the field, in the classroom, or within the community, the student-athletes, administrators, coaches and game officials of the Big 12 support the highest ideals in sportsmanship.

National academic accolades have always been strong in the Big 12. Ty Darlington (Oklahoma) was the recipient of the 2015 William V. Campbell Trophy, known as the Academic Heisman. Gabe Ikard (Oklahoma) was presented the NCAA Today's Top 10 Award in January 2015. It recognizes former student-athletes for their successes on the fields and courts, in the classroom and in the community. Since 1996, the Big 12 has a total of 11 honorees for this prestigious award. In the last seven seasons, 14 student-athletes were recipients of the NCAA Elite 90 Award with Oklahoma State's Noah Gade (cross country), Oklahoma's Lily Miyazaki (women's tennis) and Baylor's Colin Kober (men's golf) picking up the most recent honors in 2017-18. The accolade showcases individuals who have reached the pinnacle of competition at the national championship level, while also achieving the highest academic standard among their peers.

In its short history, the Big 12 has over 650 Academic All-America recipients, averaging about 30 each season. Big 12 student-athletes have shown commitment to their studies by earning numerous individual academic recognitions. Thirteen times in the past 14 years a league athlete has garnered the top academic honor for their respective sport, including Jevon Carter (West Virginia) for men's basketball in 2017-18.

Competitive excellence, scholarship and sportsmanship are all equal components of the Big 12 philosophy. All-Big 12 teams and Academic All-Big 12 squads are recognized for each sport at the end of their respective seasons. At the end of each academic year, the Conference honors its top male and female student-athletes with the Big 12 Athlete of the Year and Big 12 Sportsman of the Year awards.

Institutions can also nominate student-athletes for the prestigious Dr. Prentice Gautt Postgraduate Scholarships. A total of 421 scholars have received over \$3.1 million in postgraduate financial aid through the first 22 years of the program.

The Big 12 sponsors 23 sports. Men's squads include baseball, basketball, cross country, football, golf, indoor track & field, outdoor track & field, swimming & diving, tennis and wrestling. Women's teams are fielded in basketball, cross country, equestrian, golf, gymnastics, indoor track & field, outdoor track & field, rowing, soccer, softball, swimming & diving, tennis and volleyball.

Big 12 institutions create a league that encompasses five states and nearly 38 million people. Nearly 5,000 student-athletes from across the United States and around the World compete annually in the sports sponsored by the Conference.

The Conference currently conducts postseason championships for 21 of its 23 sports with the Football Championship Game returning in 2017 after a six-year absence. Each championship helps to determine teams and/or individuals that will represent the Conference in national postseason competition.

The Conference office is headquartered in Irving, Texas.



BIG 12 COMPOSITE SCHEDULE

» NOVEMBER

6	Duquesne at TCU Nicholls at Baylor Coppin State at West Virginia	12 p.m. 6 p.m. 6 p.m.
7	UMKC at Kansas	7 p.m.
8	Saint Francis (PA) at Baylor (FSSW+) Duquesne at Texas	7 p.m.
9	Arkansas State at Oklahoma State Niagara at Iowa State, Preseason WNIT Jacksonville State at Texas Tech Western Kentucky at Oklahoma	11 a.m. 12 p.m. 5:30 p.m. 7 p.m.
11	Mississippi Valley State at TCU NJIT at West Virginia Iowa State vs. Yale/Northern Illinois UC Riverside at Oklahoma State ULM at Texas Tech Baylor vs. Arizona State (ESPN2)	12 p.m. 1 p.m. 2 p.m. 2 p.m. 2 p.m. 6 p.m.
12	Omaha at K-State Texas at North Texas	5:30 p.m. TBA
13	Oral Roberts at Kansas Iowa State vs. Preseason WNIT Semifinals	7 p.m. TBA
15	Bryant at West Virginia Southern at Baylor Prairie View A&M at Oklahoma State Northwestern State at Oklahoma McNeese State at Texas	9 a.m. 6 p.m. 7 p.m. 7 p.m. TBA
16	North Texas at K-State	6:30 p.m.
17	Idaho at Texas Tech	3 p.m.
18	UMKC at K-State Oklahoma at USF Alabama A&M at Kansas SMU at TCU Iowa State vs. Preseason WNIT Championship	1 p.m. 1 p.m. 2 p.m. 2 p.m. TBA
20	Texas A&M-CC at Texas Tech	7 p.m.
21	Samford at Oklahoma State Iowa State vs. Eastern Michigan George Mason at Kansas	12 p.m. 5 p.m. 7 p.m.
22	K-State vs. Syracuse Oklahoma vs. UAB	1:30 p.m. 4:15 p.m.
23	K-State vs. DePaul Texas vs. Quinnipiac West Virginia vs. Iowa TCU vs. BYU Oklahoma vs. Clemson/Tennessee Baylor vs. South Dakota State	11 a.m. 4 p.m. 5:15 p.m. 9 p.m. TBA TBA

24	K-State vs. Princeton TCU at San Diego State Baylor vs. Georgetown Oklahoma vs. Clemson/Tennessee Texas vs. Michigan/Missouri West Virginia vs. EKU/Florida State Houston Baptist at Texas Tech	11 a.m. 9:15 p.m. 9:30 p.m. TBA TBA TBA TBA
25	Iona at Kansas	2 p.m.
27	Oklahoma State at Wichita State	6:30 p.m.
28	UTSA at Texas Iowa State at South Dakota Stephen F. Austin at Texas Tech Oklahoma at New Mexico	11 a.m. 7 p.m. 7 p.m. 8 p.m.
29	Kansas at LSU TCU at Ole Miss (SEC Network)	6 p.m. 8 p.m.
30	Texas State at Oklahoma State	7 p.m.

» DECEMBER

2	Vanderbilt at K-State Mississippi State at Texas Texas Tech at Florida Arkansas at Iowa State Army at TCU Oklahoma at Auburn Tennessee at Oklahoma State Missouri at West Virginia Baylor at South Carolina	1 p.m. 1 p.m. 1 p.m. 2 p.m. 2 p.m. 3 p.m. 3 p.m. 4 p.m. 6 p.m.
5	Lamar at K-State Iowa State at Iowa Kansas at Nebraska Central Arkansas at Oklahoma	6:30 p.m. 7 p.m. 7 p.m. 7 p.m.
8	Montana State at TCU West Virginia at Pitt K-State at Little Rock	1 p.m. 2 p.m. 3 p.m.
9	North Dakota at Iowa State Tennessee at Texas (ESPN2) DePaul at Oklahoma Grambling State at Kansas Houston Baptist at Oklahoma State	12 p.m. 12 p.m. 2 p.m. 2 p.m. 7 p.m.
12	Morehead State at Baylor	12 p.m.
15	Baylor at Stanford Texas Tech at Nevada Eastern Kentucky at West Virginia	2 p.m. 3 p.m. 3 p.m.
16	Drake at Iowa State Southern at TCU K-State vs. Arizona State Oklahoma State at UCLA Stetson at Texas	12 p.m. 12 p.m. 4 p.m. TBA TBA

BIG 12 COMPOSITE SCHEDULE



18	Southern at Texas Tech Morgan State at West Virginia	12 p.m. 6 p.m.
19	Kansas vs. Washington State Prairie View A&M at Iowa State UConn at Oklahoma	4:30 p.m. 6:30 p.m. 7:30 p.m.
20	Towson at West Virginia Central Arkansas at K-State Sam Houston State at TCU Texas at UTRGV Kansas vs. Northwestern/Wichita State	6 p.m. 6:30 p.m. 6:30 p.m. 7 p.m. TBA
21	Oral Roberts at Oklahoma State	7 p.m.
22	Texas Southern at Texas Tech Oklahoma at SMU	1 p.m. 2 p.m.
29	Bucknell at Iowa State UNI at K-State Niagara at West Virginia Alcorn State at TCU Abilene Christian at Texas Tech Northwestern State at Texas	1 p.m. 1 p.m. 1 p.m. 2 p.m. 3 p.m. TBA
30	Vermont at Kansas Grambling State at Oklahoma State	12 p.m. 1 p.m.
31	UTRGV at Baylor	12 p.m.

» JANUARY

2	West Virginia at TCU K-State at Iowa State Texas Tech at Oklahoma Oklahoma State at Texas	6:30 p.m. 6:30 p.m. 6:30 p.m. TBA
3	UConn at Baylor	8 p.m.
5	Iowa State at Kansas Oklahoma at K-State	1 p.m. 7 p.m.
6	Baylor at Texas Tech TCU at Oklahoma State Texas at West Virginia	12 p.m. 1 p.m. 3 p.m.
9	TCU at Iowa State K-State at Baylor Oklahoma at Texas Kansas at Texas Tech Oklahoma State at West Virginia	6:30 p.m. 7 p.m. 7 p.m. 7 p.m. 7 p.m.
12	Texas Tech at Oklahoma State Baylor at TCU Texas at Iowa State	3 p.m. 3 p.m. 4 p.m.
13	Kansas at K-State West Virginia at Oklahoma	12 p.m. 2 p.m.

COVERING THE BIG 12 CONFERENCE

BIG12SPORTS.COM

The Big 12 Conference maintains its official website at Big12Sports.com. Complete information on the league and the member schools is available.

The site boasts original content from throughout the Conference, along with several video broadcasts, including a daily update (Big 12 Minute). In women's basketball, condensed game highlights of numerous contests will be available via the Big 12 Digital Network, within 72 hours of a game's completion. Many parts of the Big 12 Digital Network — including video — are also available via an app on various mobile platforms (iPhones, iPads, Android). Live coverage of media day and of the 2018 Phillips 66 Big 12 Women's Basketball Championship is also available.

In women's basketball, scores throughout the league, standings and box scores are updated as games are final. Conference and team statistics are updated no later than the following morning, with weekly award winners posted each Monday. An archive of conference and team-by-team stats for every season in league history is included.

Media can access PDF files of the daily release, statistics and the conference media guide on the website.

BIG 12 ON SOCIAL MEDIA

The Big 12 also maintains a presence on Facebook (facebook.com/Big12), Twitter (@Big12Conference), Instagram (@Big12Conference) and YouTube (youtube.com/Big12Conference). Periodic updates are posted, including selected game updates and other conference-related information. The official hashtag for Big 12 Women's Basketball and the 2018 Phillips 66 Big 12 Women's Basketball Championship is #Big12WBB.

BIG 12 MEDIA RELEASE

The Big 12 will update a media release, including team notes, results and more each morning after games are played during the season. Complete league statistics, in addition to team-by-team stats for all 10 league squads, will be updated via the conference website, as well.

WEEKLY AWARDS

A Big 12 Player and Rookie of the Week will be chosen each Monday, beginning Nov. 12. Nominations are submitted by the school media relations offices and winners are selected by a panel of media voters who cover the league on a regular basis.



BIG 12 COMPOSITE SCHEDULE

16	West Virginia at Iowa State Texas at K-State Texas Tech at TCU Baylor at Kansas	6 p.m. 6:30 p.m. 6:30 p.m. 7 p.m.
19	Oklahoma State at Kansas Oklahoma at Iowa State K-State at Texas Tech TCU at Texas	12 p.m. 12 p.m. 3 p.m. TBA
20	West Virginia at Baylor	4 p.m.
22	Oklahoma at TCU	8 p.m.
23	Texas Tech at West Virginia Oklahoma State at K-State Iowa State at Baylor Kansas at Texas	5 p.m. 6:30 p.m. 7 p.m. TBA
26	K-State at West Virginia Iowa State at Oklahoma State Texas at Texas Tech	4 p.m. 5 p.m. TBA
27	Kansas at TCU Baylor at Oklahoma	12 p.m. 2 p.m.
28	West Virginia at Texas	7 p.m.
29	Texas Tech at Iowa State	6:30 p.m.
30	TCU at K-State Oklahoma at Kansas Baylor at Oklahoma State	6:30 p.m. 7 p.m. 7 p.m.

» FEBRUARY

2	Texas Tech at Baylor Iowa State at K-State Texas at Oklahoma	1 p.m. 1 p.m. 3 p.m.
3	Oklahoma State at TCU Kansas at West Virginia	2 p.m. 3 p.m.
4	Baylor at Texas	6 p.m.
6	K-State at Kansas TCU at Texas Tech Oklahoma at Oklahoma State	7 p.m. 7 p.m. 8 p.m.
9	TCU at Baylor West Virginia at Iowa State Oklahoma State at Texas Tech Texas at Kansas	12 p.m. 6 p.m. 6:30 p.m. 7 p.m.
10	K-State at Oklahoma	2 p.m.
12	Texas at Oklahoma State	7 p.m.

13	West Virginia at Texas Tech Baylor at K-State Iowa State at TCU Kansas at Oklahoma	6 p.m. 6:30 p.m. 6:30 p.m. 7 p.m.
16	TCU at West Virginia Oklahoma State at Iowa State Oklahoma at Baylor	1 p.m. 1 p.m. 7 p.m.
17	Texas Tech at Kansas K-State at Texas	2 p.m. 4 p.m.
20	Kansas at Baylor West Virginia at Oklahoma State Iowa State at Oklahoma	6 p.m. 6 p.m. 7 p.m.
23	Kansas at Oklahoma State Oklahoma at West Virginia Baylor at Iowa State K-State at TCU Texas Tech at Texas	1 p.m. 2 p.m. 3 p.m. 5 p.m. TBA
25	Texas at Baylor Oklahoma State at Oklahoma	6 p.m. 8 p.m.
26	Iowa State at Texas Tech	6 p.m.
27	West Virginia at K-State TCU at Kansas	6:30 p.m. 7 p.m.

» MARCH

2	Oklahoma State at Baylor Texas Tech at K-State TCU at Oklahoma West Virginia at Kansas Iowa State at Texas	1 p.m. 1 p.m. 4:30 p.m. 7 p.m. TBA
4	Baylor at West Virginia Kansas at Iowa State K-State at Oklahoma State	6 p.m. 6:30 p.m. 7 p.m.
5	Texas at TCU Oklahoma at Texas Tech	6:30 p.m. 7 p.m.

All times Central and subject to change

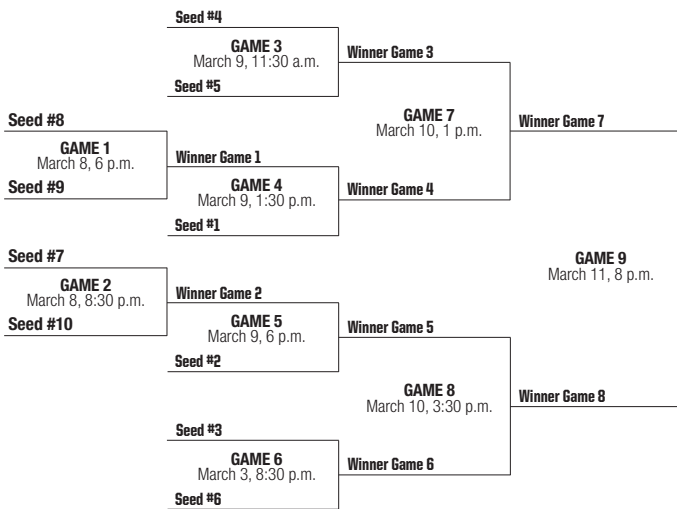


2019 PHILLIPS 66 BIG 12 CHAMPIONSHIP

March 8-11 (Friday-Monday)
Oklahoma City, Okla.
Chesapeake Energy Arena

TV SCHEDULE
Games 1, 2: FCS
Games 3, 4, 5, 6: FSN
Games 7, 8: FS1
Game 9: FS1

FUTURE DATES AND SITES
2020: TBD (Kansas City)






OPPONENT INFORMATION

	WESTERN KENTUCKY Date: Nov. 9, 2018 Series Record: 1-0 Last Meeting: Nov. 25, 1986	Head Coach: Greg Collins 2017-18 Record: 24-9 Website: WKUSports.com	SID: Currie McFayden Email: currie.mcfayden@wku.edu Phone: (270) 745-2599
	NORTHWESTERN STATE Date: Nov. 15, 2018 Series Record: OU, 1-0 Last Meeting: Nov. 29, 2012	Head Coach: Jordan Dupuy 2017-18 Record: 7-22 Website: NSUDemons.com	SID: Jason Pugh Email: pughj@nsula.edu Phone: (318) 357-6467
	SOUTH FLORIDA Date: Nov. 18, 2018 Series Record: Tied, 1-1 Last Meeting: Dec. 9, 2016	Head Coach: Jose Fernandez 2017-18 Record: 26-8 Website: GoUSFBulls.com	SID: Lorie Garnett Email: loriegarnett@usf.edu Phone: (813) 974-5755
	UAB Date: Nov. 22, 2018 Series Record: UAB, 1-0 Last Meeting: Feb. 27, 1998	Head Coach: Randy Norton 2017-18 Record: 27-7 Website: UABSports.com	SID: Abby Vinson Email: avinson1@uab.edu Phone: (205) 934-0722
	CLEMSON Date: Nov. 23 or 24, 2018 Series Record: 0-0 Last Meeting: First meeting	Head Coach: Amanda Butler 2017-18 Record: 11-19 Website: ClemsonTigers.com	SID: Megan Barnes Email: mbarnes@clemsion.edu Phone: (864) 656-1924
	TENNESSEE Date: Nov. 23 or 24, 2018 Series Record: UT, 5-1 Last Meeting: March 31, 2013	Head Coach: Holly Warlick 2017-18 Record: 25-8 Website: UTSports.com	SID: Eric Trainer Email: etrainer@utk.edu Phone: (865) 974-8713
	NEW MEXICO Date: Nov. 28, 2018 Series Record: OU, 10-2 Last Meeting: Dec. 16, 2017	Head Coach: Mike Bradbury 2017-18 Record: 25-11 Website: GoLobos.com	SID: Daniel Gallegos Email: dmgallegos@unm.edu Phone: 501-442-2930
	AUBURN Date: Dec. 2, 2018 Series Record: 0-0 Last Meeting: First meeting	Head Coach: Terri William-Flournoy 2017-18 Record: 14-15 Website: AuburnTigers.com	SID: Wes Todd Email: wlt0006@auburn.edu Phone: (334) 844-9182
	CENTRAL ARKANSAS Date: Dec. 5, 2018 Series Record: OU, 1-0 Last Meeting: Dec. 20, 2007	Head Coach: Sandra Rushing 2017-18 Record: 25-10 Website: UCASports.com	SID: Josh Goff Email: jgoff@uca.edu Phone: (501) 450-5695
	DEPAUL Date: Dec. 9, 2018 Series Record: DU, 3-1 Last Meeting: March 16, 2018	Head Coach: Doug Bruno 2017-18 Record: 27-8 Website: DepaulBlueDemons.com	SID: Bob Sakamoto Email: rsakamot@depaul.edu Phone: (773) 325-7525
	CONNECTICUT Date: Dec. 19, 2018 Series Record: UConn, 11-0 Last Meeting: Dec. 20, 2017	Head Coach: Geno Auriemma 2017-18 Record: 36-1 Website: UConnHuskies.com	SID: Anna LaBonte Email: alabonte@uconn.edu Phone: (860) 486-3531
	SMU Date: Dec. 22, 2018 Series Record: OU, 7-5 Last Meeting: Nov. 17, 2017	Head Coach: Travis Mays 2017-18 Record: 10-20 Website: SMUMustangs.com	SID: Travis Chamblee E-mail: tchamblee@smu.edu Phone: (214) 768-3735

OPPONENT INFORMATION



	<p>BAYLOR Date: Jan. 27 & Feb. 16, 2019 Series Record: BU, 27-26 Last Meeting: Feb. 5, 2018</p>	<p>Head Coach: Kim Mulkey 2017-18 Record: 33-2 Website: BaylorBears.com</p>	<p>SID: Kyle Robarts Email: kyle_robarts@baylor.edu Phone: (254) 710-3042</p>
	<p>IOWA STATE Date: Jan. 19 & Feb. 20, 2019 Series Record: OU, 39-23 Last Meeting: Feb. 21, 2018</p>	<p>Head Coach: Bill Fennelly 2017-18 Record: 14-17 Website: Cyclones.com</p>	<p>SID: Nicole Leusink Email: ngreiner@iastate.edu Phone: (515) 294-7961</p>
	<p>KANSAS Date: Jan. 30 & Feb. 13, 2019 Series Record: OU, 39-30 Last Meeting: Feb. 10, 2018</p>	<p>Head Coach: Brandon Schneider 2017-18 Record: 12-18 Website: KUAthletics.com</p>	<p>SID: Theresa Kurtz Email: t.kurtz@ku.edu Phone: (785) 864-7488</p>
	<p>KANSAS STATE Date: Jan. 5 & Feb. 10, 2019 Series Record: OU, 40-26 Last Meeting: Jan. 31, 2018</p>	<p>Head Coach: Jeff Mittie 2017-18 Record: 18-16 Website: KStateSports.com</p>	<p>SID: Randy Peterson Email: rspete12@k-statesports.com Phone: (785) 532-7975</p>
	<p>OKLAHOMA STATE Date: Feb. 6 & Feb. 25, 2019 Series Record: OU, 61-42 Last Meeting: Jan. 20, 2018</p>	<p>Head Coach: Jim Littell 2017-18 Record: 21-11 Website: OKState.com</p>	<p>SID: Ryan Cameron Email: ryan.cameron@okstate.edu Phone: (405) 742-4363</p>
	<p>TCU Date: Jan. 22 & March 2, 2019 Series Record: OU, 22-6 Last Meeting: March 3, 2018</p>	<p>Head Coach: Raegen Pebley 2017-18 Record: 23-13 Website: TCUSports.com</p>	<p>SID: Cameron Harris Email: cameron.harris@tcu.edu Phone: (817) 257-5367</p>
	<p>TEXAS Date: Jan. 9 & Feb. 2, 2019 Series Record: UT, 29-25 Last Meeting: Feb. 27, 2018</p>	<p>Head Coach: Karen Aston 2017-18 Record: 25-9 Website: TexasSports.com</p>	<p>SID: Sean Cartell Email: sean.cartell@athletics.utexas.edu Phone: (512) 471-6039</p>
	<p>TEXAS TECH Date: Jan. 2 & March 5, 2019 Series Record: OU, 36-22 Last Meeting: Feb. 24, 2018</p>	<p>Head Coach: Marlene Stollings 2017-18 Record: 7-23 Website: TexasTech.com</p>	<p>SID: Jessika McKernan Email: jessika.mckernan@ttu.edu Phone: (806) 787-5662</p>
	<p>WEST VIRGINIA Date: Jan. 13 & Feb. 23, 2019 Series Record: Tied, 8-8 Last Meeting: Feb. 17, 2018</p>	<p>Head Coach: Mike Carey 2017-18 Record: 25-12 Website: WVUsports.com</p>	<p>SID: Ashley Bailey Email: ashley.bailey@mail.wvu.edu Phone: (304) 293-2821</p>
	<p>BIG 12 CONFERENCE Date: March 8-11, 2019 Tournament Record: 24-18 Championships: Four</p>	<p>2017-18 Record: 0-1, quarterfinals Website: Big12Sports.com</p>	<p>SID: Russell Luna Email: russell@big12sports.com Phone: (469) 524-1000</p>



FAST BREAK CLUB

Everyone knows that championships are won through hard work and determination, but another component to achieving athletic success is a loyal fan base that supports the program on and off the court. The Fast Break Club serves that purpose for the OU women's basketball program.

Founded just prior to the beginning of the Sherri Coale era by a handful of loyal fans, the FBC has grown to a membership in excess of 500 individual and corporate members. Perhaps the most active booster club in all of OU's athletics programs, the FBC has become known for creating fun and excitement for fans throughout the year and especially during the season. The FBC sponsors bus trips to numerous away games, sells high quality sports apparel and merchandise with the FBC logo and hosts the FBC pregame gathering in the Clinton Lounge at the Lloyd Noble Center before each home game. Additionally, the club has sponsored watch parties for away games as well as the NCAA Selection Show and NCAA Tournament games.

Other events include welcoming the team back to school at the late summer Ice Cream Social, the preseason banquet held at the Lloyd Noble Center, the season-ticket holder scrimmage with a pizza party and autograph session exclusive to FBC members, Sherri Coale luncheons and the annual Fast Break Club Golf Tournament in June.

While the FBC does sponsor numerous member related activities, without a doubt the most important aspect of the organization is its ability to give back to the student-athletes and the women's basketball program. The FBC has funded the team's visits to such destinations as Greece, Hawaii and New York City and assisted in their recent foreign tours to Australia and Spain. The FBC has helped improve the look of the Mary Jane Noble Women's Basketball Center by purchasing high-definition televisions and funding the framing of photos along with several other enhancements. The FBC also assists in the endowment for the Marita Hynes Scholarship.

WHY JOIN?

- Become a significant part of a program that has become a national powerhouse.
- Enjoy the special opportunities to meet and visit with the coaches, players and other FBC members.

WANT TO JOIN?

- Give a tax deductible gift (\$100 minimum) payable to the OU Foundation, designated for women's basketball.
- Membership year runs from July 1 to June 30. For membership information, please call the OU women's basketball office at (405) 325-8322.

MEMBERSHIP BENEFITS

- OU women's basketball newsletter
- OU women's basketball media guide
- Thank you letter from head coach Sherri Coale or an OU basketball player plus a signed team picture
- Information on travel packages to follow the team on the road
- Opportunities to participate in numerous special events





The Sooner Stiletto began in November 2003 to involve female community and business leaders with Oklahoma women's basketball. The idea originated with Sherri Coale's desire to have successful women surrounding her program – in the audience at her games, talking about her program in the community and having women throughout the community to act as role models for her players.

This idea grew into a dynamic group of 102 charter members full of energy and enthusiasm and an inaugural year that went above and beyond expectations. Membership continued its growth in year number two, when the group soared to 173 members.

SOONER STILETTOS HELP:

- Play a role in enhancing the future of OU women's basketball.
- Form lasting relationships with female student-athletes and community leaders.
- Increase support and awareness of OU women's basketball.
- Enjoy activities with an energetic and dynamic group of women.
- Participate in pre-game activities, luncheons, fashion shows, tailgate parties and National Girls and Women in Sport celebrations.

SOONER STILETTO CAREER NETWORK

One of the most exciting things about being a Sooner Stiletto is having the opportunity to strengthen that link between Division I female student-athletes and women business and community leaders.

The Sooner Stiletto Career Network is a program that matches our student-athletes, who are preparing for careers, with successful women who have experience in a particular field.

Each year the entire team meets individually with the Sooner Stiletto leadership group to discuss career and life plans. As a result of those meetings, the student-athletes are matched up with members to assist with career and life plans. These matches can result in job shadowing opportunities, internships, mentoring or leadership training.

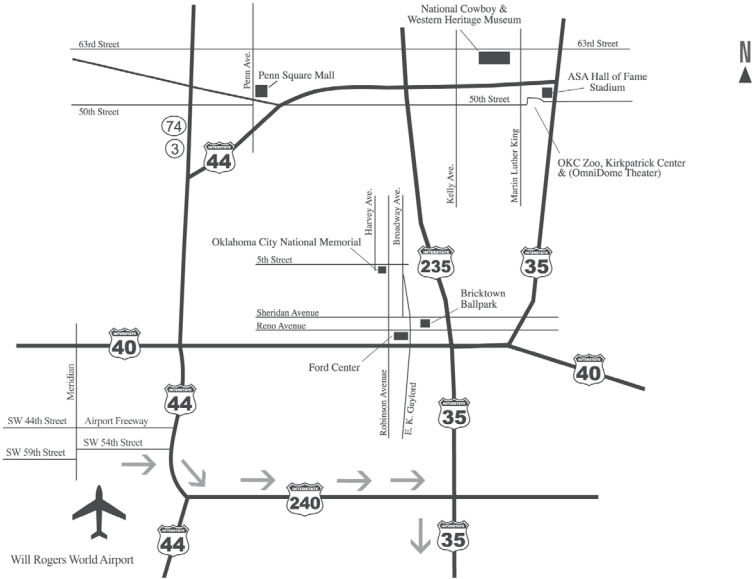
The program we created with the Sooner Stiletto is a branch of the OU Career Network. The opportunities for the OU student-athletes and the Stiletto are endless. The Sooner Stiletto Career Network is becoming a premier program upon which other programs are modeled.

Call the OU women's basketball office for more information, (405) 325-8322.





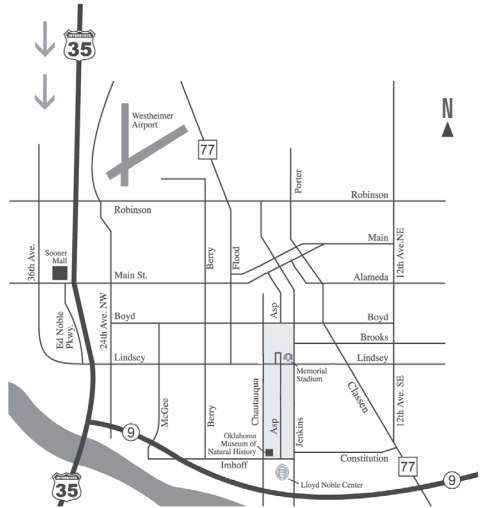
MAPS/DIRECTIONS



TO LLOYD NOBLE CENTER

From I-35, take the Hwy. 9 East exit in Norman. Proceed approximately three miles and take a left on Chautauqua Ave. Lloyd Noble Center is just ahead on the right.

Use the second entrance to access the parking lot (park near the west side of the arena). The media entrance is through the upper concourse.



NORMAN HOTEL INFORMATION

Courtyard by Marriott 770 Copperfield Dr. 701-8900
 Embassy Suites 2501 Conference Dr. 364-8040
 Fairfield Inn 301 Norman Center Ct. 447-1661
 Hampton Inn 309 Norman Center Ct. 366-2100
 Hilton Garden Inn 700 Copperfield Dr. 579-0100
 Holiday Inn 1000 N. Interstate Dr. 364-2882

La Quinta 930 Ed Noble Dr. 579-4000
 Residence Inn by Marriott 2681 Jefferson St. 366-0900
 Sooner Hotel & Suites 300 Kellogg Dr. 329-2270
 Sooner Legends 1200 24th Ave. SW. 701-8100
 (Area Code 405)